



Table Of Contents

Maryland Quick Facts	1-2
Media Guidelines/Spring Schedule	2
Spring Preview	3-5
2015 Returners/Notables	6-7
2015 Spring Roster	8-9
Recruiting Class Bios	10-11
Randy Edsall Profile	12
Assistant Coach/Staff Profiles	13
2014 Season Statistics	14-24
2014 Game Recaps	25-37

2014 Results

DATE	OPPONENT	TIME
A30	JAMES MADISON	W, 52-7
S6	at USF	W, 24-17
S13	WEST VIRGINIA	L, 37-40
S20	at Syracuse	W, 34-20
S27	at Indiana*	W, 37-15
O4	OHIO STATE*	L, 24-52
O18	IOWA*+	W, 38-31
O25	at Wisconsin*	L, 7-52
N1	at Penn State*	W, 20-19
N15	MICHIGAN STATE*	L, 15-37
N22	at Michigan*	W, 23-16
N29	RUTGERS*	L, 38-41
D30	vs. Stanford %	L, 38-41

ALL CAPS indicates home game; *Big Ten game;
+ Homecoming game; % Foster Farms Bowl

Coaching Staff

Randy Edsall	Head Coach
Mike Locksley	Offensive Coord./Quarterbacks
Keith Dudzinski	Defensive Coord./Inside Linebackers
Lyndon Johnson	Asst. Head Coach/Outside Linebackers
John Dunn	Tight Ends/Recruiting Coordinator
Keenan McCardell	Wide Receivers
Terry Richardson	Running Backs
Greg Studrawa	Offensive Line
Chad Wilt	Defensive Line
Graduate Assistants: Colin Bauer, Cody Catalina, Travis Manger and A.J. Reisig	

MARYLAND TERRAPINS



2014 Record: 7-6, 4-4 Big Ten
Head Coach: Randy Edsall
Bowl: Foster Farms Bowl

WHAT'S INSIDE: Spring Preview • Page 3 • Returners/Notables • Page 6 • 2014 Statistics • Page 14

OPENING DRIVE

Setting The Stage

The Terps begin spring practice on Wednesday, March 4 at 8:30 a.m., marking the first of 14 scheduled practices in addition to the annual Red-White Spring Game on Friday, April 11 at 7 p.m. Maryland has five practices before taking the week of March 16 off for spring break. Following spring break, practices resume on Monday, March 23.

By The Numbers

- 1** Kicker **Brad Craddock** became Maryland's first-ever Lou Groza Award winner when he was presented the honor at the 2014 Home Depot College Football Awards. Craddock made 18-of-19 field goal attempts in 2014.
- 3** The Terps return three starting offensive linemen from a season ago - **Ryan Doyle**, **Michael Dunn** and **Andrew Zeller**, Dunn and Zeller appeared in all 13 games in 2014, and the trio combined for 37 starts.
- 5** Maryland played some of its best football away from home in 2014, winning five road games last season, the most in the Big Ten, and the highest total for a Maryland team since 1984.
- 8** Maryland placed eight players on the 2014 All-Big Ten team, the most players to earn all-conference honors in the Randy Edsall era. Kicker **Brad Craddock** and defensive back **William Likely** led the group. Craddock and Likely earned first-team honors from the coaches and media.
- 61** Maryland returns 61 percent of its rushing yards from 2014, including its top-three running backs **Brandon Ross** (419 yds/4 TDs), **Wes Brown** (356 yds/6 TDs) and **Jacquille Veii** (105 yds/2 TDs).
- 370** Maryland scored 370 points through 13 games in 2014 - a mark it had reached just one since 2003 (2010 - 419).

MarylandPride.com



/marylandterrapins
/MarylandFootball



@umterps
@MarylandPride
@RandyEdsall



/marylandathletics
/MarylandPrideFB



/marylandterrapins
/marylandpride

2015 Maryland Schedule

Date	Opponent	Result/Time	TV	Series
Apr. 11	Red-White Spring Game	1 p.m.		--
Sept. 5	Richmond	TBA	TBA	Maryland leads, 12-5-1
Sept. 12	Bowling Green	TBA	TBA	First meeting
Sept. 19	South Florida	TBA	TBA	First meeting
Sept. 26	at West Virginia*	TBA	TBA	West Virginia leads, 27-22-2
Oct. 3	Michigan*	TBA	TBA	Michigan leads, 3-1
Oct. 10	at Ohio State*	TBA	TBA	Ohio State leads, 1-0
Oct. 24	Penn State* +	TBA	TBA	Penn State leads, 35-2-1
Oct. 31	at Iowa*	TBA	TBA	Maryland leads, 1-0
Nov. 7	Wisconsin*	TBA	TBA	Wisconsin leads, 1-0
Nov. 14	at Michigan State*	TBA	TBA	Michigan State leads, 5-1
Nov. 21	Indiana*	TBA	TBA	Indiana leads, 2-1
Nov. 28	at Rutgers*	TBA	TBA	Series tied, 5-5

*Big Ten Game; +M&T Bank Stadium (Baltimore, Md.)

2015 Coaching Staff

Head Coach	Randy Edsall
Alma Mater, Year	Syracuse ('80)
Record at school (years)	20-30 (4)
Career record (years)	94-100 (16)
Best time to reach coach	Through Media Relations Office



Assistant Coaches

Mike Locksley	Offensive Coordinator/Quarterbacks	10th Year
Keith Dudzinski	Defensive Coordinator/Inside Linebackers	Fifth Year
Lyndon Johnson	Asst. Head Coach/Outside Linebackers	Fifth Year
John Dunn	Tight Ends/Recruiting Coordinator	Fifth Year
Keenan McCardell	Wide Receivers	Second Year
Terry Richardson	Running Backs	First Year
Greg Studrawa	Offensive Line	Second Year
Chad Wilt	Defensive Line	Second Year
TBA	Defensive Backs	TBA
Colin Bauer	Graduate Assistant	Second Year
Cody Catalina	Graduate Assistant	Third Year
Travis Manger	Graduate Assistant	Fourth Year
A.J. Reisiq	Graduate Assistant	Third Year

Football Staff

Fran Foley	Director of Football Operations	Fifth Year
Alex Aquiar	Social Media Coordinator	Second Year
Jason Baisden	Asst. Athletics Director - Equipment	Third Year
Matt Barber	Asst. Director of Strength & Conditioning	Second Year
Will Brown	Video Coordinator	Fifth Year
Justin Geyer	Asst. Strength & Conditioning Coach	Second Year
Michael Harris	Asst. Athletics Director for Academics	Fourth Year
Wes Robinson	Head Trainer	Ninth Year
Ali Smith	Asst. Director of Football Ops. for Admin.	Fifth Year
Drew Wilson	Director of Strength & Conditioning	Fifth Year

Team Information

2014 overall record	7-6	
2014 conference record (finish)	4-4 (3rd in B1G East Division)	
Basic offense	Multiple	
Basic defense	4-3	
Letterwinners returning	Offense: 16	Defense: 15
	Specialty: 3	Total: 34
Letterwinners lost	Offense: 9	Defense: 14
	Specialty: 2	Total: 25
Starters returning	Offense: 6	Defense: 4
	Specialty: 2 (of 4)	Total: 12

2015 Spring Football Schedule

Sunday	Monday	Tuesday	Wednesday	Thursday	Friday	Saturday
March 1	March 2	March 3	March 4 PRACTICE 8:30 a.m.	March 5	March 6	March 7 PRACTICE 10:05 a.m.
March 8 PRACTICE 10:05 a.m.	March 9 PRACTICE 8:30 a.m.	March 10	March 11 PRACTICE 8:30 a.m.	March 12	March 13	March 14
March 15	March 16	March 17	March 18	March 19	March 20	March 21
March 22	March 23 PRACTICE 8:30 a.m.	March 24	March 25 PRACTICE 8:30 a.m.	March 26	March 27	March 28 PRACTICE 10:05 a.m.
March 29	March 30 PRACTICE 8:30 a.m.	March 31	April 1 PRACTICE 8:30 a.m.	April 2 PRO DAY 11:00 a.m.	April 3	April 4 PRACTICE 10:05 a.m.
April 5	April 6 PRACTICE 8:30 a.m.	April 7	April 8 PRACTICE 8:30 a.m.	April 9	April 10	April 11 SPRING GAME 1:00 p.m.
April 12	April 13 PRACTICE 8:30 a.m.	April 14	April 15	April 16	April 17	April 18

Practice Access: Practices will be open to the media on March 4, March 7, March 8, March 9, March 11, March 23, March 25, March 28, March 30, April 1, April 2, April 4, April 6, April 8. Practices will be held on the turf of Capital One Field at Byrd Stadium. When conflicting with a lacrosse game (March 7, April 4, April 8), practices will be on the Varsity Team House turf.

Interview Availability: Head coach Randy Edsall and selected players will be available for interviews following each of the spring practices including the Spring Game

On the training table: The following players are out for spring practice due to injury and recovery: Wes Brown (shoulder), Christian Carpenter (back), Elvis Dannah (shoulder), Amba Etta-Tawo (shoulder), Ruben Franco (shoulder), Alvin Hill (shoulder), Andrew Isaacs (knee), Caleb Rowe (knee), Avery Thompson (shoulder).

Taivon Jacobs (knee) and Quinton Jefferson (knee) are both hopeful to return to individual work for the second half of spring workouts.

Banks Agarwuwa (back), Milan Collins (leg) and Lee Shrader (foot) will be available to workout on a limited basis.

Leadership Council Announced: The 2015 Maryland football leadership council consists of seniors Andrew Zeller, Caleb Rowe and Brad Craddock, juniors Andrew Isaacs, Wes Brown, Will Likely, Quinton Jefferson and Yannick Ngakoue, and sophomores Taivon Jacobs and Jermaine Carter.

Maryland Media Relations

Matt Taylor (Primary)

Assistant AD/Football Communications
 Emailtaylormd@umd.edu
 Phone301-314-7065 (O)
703-405-9274 (C)

Zack Bolno

Sr. Associate AD/Strategic Communications & Media Relations
 Emailzbolno@umd.edu
 Phone301-314-1482 (O)

Sean Ellenby (Secondary)

Assistant Director, Athletics Media Relations
 Emailsellenby@umd.edu
 Phone301-314-8093 (O)
410-409-4734 (C)

Important Telephone Numbers

Media Relations Office301-314-7064
 Capital One Field at Byrd Stad. Press Box301-405-7810
 Football Office301-314-7095
 Media Relations Fax301-314-9094

ON THE OFFENSE

2014 Maryland Season Honors (Returners)

Brad Craddock, K

- Lou Groza Award Winner
- Big Ten Bakken-Andersen Kicker of the Year Award
- Associated Press All-American, Second Team
- FWAA All-American, First Team
- Phil Steele All-American, First Team
- Sporting News All-American, Second Team
- USA Today All-American, Second Team
- Walter Camp All-American, Second Team
- All-Big Ten (Coaches, Media and Phil Steele), First Team
- Big Ten Special Teams Player of the Week Nov. 24

Sean Davis, DB

- All-Big Ten (Media), Honorable Mention

William Likely, DB

- All-Big Ten (Coaches, Media and Phil Steele), First Team
- Big Ten Defensive Player of the Week Sept. 22

Yannick Ngakoue, LB

- All-Big Ten (Media), Honorable Mention

All-Big Ten Academic Team

Jalen Brooks, LB	Joe Marchese, OL
Brad Craddock, K	Mike Minter, OL
Zach Dancel, DB	Eric Roca, TE
Michael Dunn, OL	Maurice Shelton, OL
P.J. Gallo, TE	J.T. Ventura, DB
Adam Greene, K	Andrew Zeller, OL
Perry Hills, QB	

Team Awards

P.J. Gallo	George Boutselis Memorial
Brad Craddock	Special Teams Player of the Year
William Likely	Ray Krouse Memorial (Team MVP)

By The Numbers

- 4.2** Average yards per carry in 2014 between the running back trio of Brandon Ross, Wes Brown and Jacquille Veii. Ross garnered 4.9 yards per rush, while Veii averaged 5.5 yards as a changeup back over the course of 19 attempts.
- 5** Career 100-yard rushing performances for senior running back Brandon Ross, who leads all active Maryland running backs in the category. Ross' most recent 100-yard game came on Nov. 29, 2014 against Rutgers, as he rushed for a season-high 108 yards.
- 13** Number of rushing touchdowns posted by the Maryland running back corps in 2014, which returns in its entirety this season: (W. Brown 6, Ross 4, Veii 2, Reid 1).
- 14.9** Average yards per reception by Marcus Leak in 2014, who caught 20 passes for 297 yards and three touchdowns.
- 32.9** The Maryland offense averaged 32.9 points in the friendly confines of Capital One Field at Byrd Stadium in 2014, including four games in which it scored at least 31 points.
- 100** The Terps return a talented receiving corps that has combined to play in 100 games: Leak (26), Etta-Tawo (24), Culmer (20), L. Jacobs (12), Hayward (11), Winfree (7).
- 154** The passing efficiency of quarterback Caleb Rowe, who appeared in four games as a junior and completed 34-of-54 passes for 489 yards and five touchdown passes. Rowe completed 63 percent of his passes, including a season-long 60-yard pass.
- 631** Running back Brandon Ross ranked third on the team with 631 all purpose yards in 2014, totaling 419 yards on the ground and 212 receiving yards.
- 604** Number of receiving yards for Lavern Jacobs in 2013, who returns to the Terrapins in 2015 after a year of absence from the team. The senior led Maryland in receptions (47) and receiving yards (640) in 2013, in addition to grabbing three touchdown catches.

ROSS LEADS RUNNING BACKS

Running back **Brandon Ross** has 1,585 rushing yards in three years at Maryland, which is 20th in program history, and will be joined by a number of strong runners including **Wes Brown**, **Jacquille Veii** and **Albert Reid**.

- Brown, who will miss spring workouts due to injury, posted six rushing TD's and 388 yards in 2014.
- Veii will convert back to the running back position after spending much of the 2014 season at wide receiver. Veii averaged 14.4 yards per reception as a wideout last season.

TALENTED RECEIVING CORPS RETURNS

The Terps return a talented receiving corps that is eager to replace the losses of wideouts Stefan Diggs and Deon Long. Among the six returning receivers, three have appeared in at least 20 games. Here's a list of the Terps' top returners' career stats:

- **Marcus Leak:** 26 games, 775 yards, 6 TD's
- **Amba Etta-Tawo:** 24 games, 704 yards, 3 TD's
- **Lavern Jacobs:** 12 games, 640 yards, 4 TD's

OFFENSIVE LINE BOLSTERED

There is strong competition battle for starting positions on the offensive line, as the Terps return three full-time starters prepare to mix in a crop of talented young linemen.

- Ryan Doyle, Michael Dunn and Andrew Zeller combined for 37 starts on the line in 2014, with Dunn and Zeller starting all 13 games.
- Promising redshirt freshmen Derwin Gray and Damian Prince will push for time on the offensive line after sitting out their respective freshmen campaigns.
- Senior Stephen Grommer is also making a case to strengthen the line and will compete with Brendan Moore at the center position.

ROWE TAKES QB REINS

Quarterback Caleb Rowe is set to take over quarterbacking duties from C.J. Brown, but will miss spring practice as he recovers from a knee injury. Rowe has appeared in 13 career games (3 starts), throwing for 1,768 yards and 12 touchdown passes.

ON THE DEFENSE

SWITCHING TO A 4-3 DEFENSE

Under new defensive coordinator Keith Dudzinski, the Terrapin defense will be switching to a 4-3 base defense from a 3-4. Pass rushing linebackers Yannick Ngakoue, Jesse Aniebonam and Chandler Burkett will move to the defensive line during the transition.

DROPPED BEHIND THE LINE

Junior lineman **Yannick Ngakoue** has accumulated 17.5 TFL in 25 career games. Of his 37 total tackles in 2014, 13.5 were for a loss.

- Ngakoue's 13.5 tackles for loss ranked ninth in the Big Ten.
- Ngakoue averaged 1.04 tackles for loss per game, which ranked ninth in the conference.
- Ngakoue was 3.5 TFL short of the sophomore class record held by Aaron Thompson (17, 1999).

Sophomore lineman Jesse Aniebonam is also set to improve upon a successful rookie season in which he totaled 14 tackles and one TFL while playing mostly in pass rushing situations.

LIKELY TO LOCK IT DOWN

- Junior defensive back **William Likely** tied for the lead in the Big Ten in interceptions (6) and tied for second in passes defended (15) in 2014/
- His six interceptions were tied for the seventh-highest single-season total in school history and were the most for a Maryland player since Tony Jackson in 2001.
- Likely returned two of his interceptions for touchdowns, which tied for the highest total in the nation. He was also tied with six other players for the most in Maryland history, and tied for the second-highest single-season total in Big Ten history.
- His 15 passes defended were the most for a Maryland player since 2002, when Domonique Foxworth posted 22.

EXPERIENCED DEFENSIVE BACKFIELD

Rejoining **William Likely** in the defensive backfield are **Sean Davis**, **Anthony Nixon**, **Josh Woods** and **Alvin Hill**, in addition to the return of **A.J. Hendy**. The backfield brings a tremendous amount of experience, having accumulated more than 150 appearances. Here's a look at their respective career stat lines:

- **Davis**: 37 games, 223 tackles, 2 INTs
- **Nixon**: 35 games, 155 tackles, 2 INTs
- **Likely**: 25 games, 146 tackles, 7 INTs
- **Hendy**: 30 games, 66 tackles, 2 INTs
- **Hill**: 22 games, 38 tackles, 1 INT

Maryland also added defensive back **D'Andre Payne** in the offseason, who transferred from Tennessee after appearing in eight games for the Volunteers as a freshman.

By The Numbers

2

Defensive back **William Likely** took two of his six interceptions back for touchdowns in 2014. His two interception returns for touchdowns tied for first amongst FBS teams. In addition, Likely has already tied the career record at Maryland through two seasons.

3

Maryland returns three of its top-five tacklers from a season ago, including Sean Davis (115), William Likely (83) and Anthony Nixon (62).

6

At Michigan (11/22/14), defensive back **William Likely** picked off his sixth pass of the 2014 season. That total tied for the Big Ten lead and tied for eighth in the FBS. He returned his six interceptions for 170 yards, a single-season school record and the third-highest total nationally.

8.8

Number of tackles per game garnered by defensive back **Sean Davis**, who finished the season with 115 overall. The total ranked fourth nationally and first in the Big Ten among defensive backs.

13

Fumble recoveries for the Maryland defense in 2014. It was the third-highest total in the Big Ten and tied for the 18th-highest total in the FBS. Maryland's 13 fumble recoveries was the highest single-season total for a Terrapin unit since the 2000 season (14).

13.5

Linebacker **Yannick Ngakoue** was second on the team with 13.5 tackles for loss in 2014. He was narrowly edged out in the final game of the season by Andre Monroe (14.0)

32

The total number of sacks for the Maryland defense, which tied for the 36th-highest total in the FBS. It was the first time since the 2002-03 seasons that Maryland totaled 30 or more sacks in back-to-back seasons.

62


The number of tackles for defensive back Anthony Nixon in 2014 - a career-high. The then-junior posted eight tackles in the bowl game against Stanford to best his previous season-high of 60 as a sophomore.

115

The number of tackles for defensive back **Sean Davis** in 2014 - just three behind leading tackler Cole Farrand. He totaled a team-best 102 in 2013, becoming the first Maryland defensive back to lead the team in tackles in school history.

LOGAN, CARTER LEAD LINEBACKERS

Junior Abner Logan and sophomore Jermaine Carter are both looking to lock down middle linebacker positions as they fulfill the losses of starters Cole Farrand and L.A. Goree. Carter finished his redshirt freshman campaign with 27 tackles in 13 appearances, while Logan posted five tackles in limited action in 2014.



Yannick Ngakoue>>

ON THE SPECIAL TEAMS

1

Kicker **Brad Craddock** was the recipient of the 23rd Lou Groza Award becoming the first-ever Maryland kicker to win the award. Craddock is Maryland's first national award winner since 2002 when E.J. Henderson took home the Chuck Bednarik and Butkus Awards.

2

Maryland blocked two punts in 2014, a total which tied for the lead in the Big Ten and tied for third nationally. It is the highest total for a Maryland team since the 2010 season (4).

12.1

William Likely's career punt return average. The rising junior is sixth all-time at Maryland. In 2014, he ranked third in the Big Ten averaging 11.1 per return with one touchdown return.

24

Kicker **Brad Craddock** converted 24 consecutive field goal opportunities in 2014 setting a Maryland record. Craddock's streak also tied the Big Ten record, which was previously just held by Ohio State's Mike Nugent (2001-02).

76

Consecutive PATs converted by Brad Craddock dating back to the first game of the 2013 season against FIU, including a perfect 41-for-41 mark during the 2014 season.

94.7

The percentage of field goals made by **Brad Craddock** in 2014. It is a Maryland single-season record and led the entire nation. For his career, Craddock has converted 81.7 percent of his field goal tries, which is currently a program record.

228

The number of kick return yards for **William Likely** against Michigan State (11/15). Likely's total set a school record previously held by Torrey Smith (204 vs. NC State, 2009). The then-sophomore averaged 32.6 yards per return.



IT'S GOOD

Rising senior kicker **Brad Craddock**, has turned himself into one of the best Maryland kickers in program history, winning the 2014 Lou Groza Award and connecting on 49 career field goals and scoring 248 points.

- Craddock's 49 career field goals rank third on Maryland's all-time list.
- His 248 career points are fourth all-time at Maryland and the third most for a kicker.
- Craddock led the FBS with a 94.7 field goal conversion rate (18-19) in 2014.

- He converted a program-record and tied a Big Ten record with 24-straight field goal attempts.

Highest Field Goal Pct. - Maryland Career

No.	Name (Years)	Pct.
1.	Brad Craddock (2012-)	.817 (49 of 60)
2.	Joe O'Donnell (1994-96)	.778 (28 of 36)
3.	Nick Novak (2001-04)	.748 (80 of 107)
4.	Dan Plocki (1985-88)	.746 (47 of 63)
5.	Dan DeArmas (1988-1991)	.744 (32 of 43)

Record Watch

Rushing

Rushing yards - Career

No.	Name	Rec.
1.	LaMont Jordan, 1997-00	4,147
...		
17.	Art Seymore, 1970-72	1,656
18.	Bren Lowery, 1986-89	1,611
19.	Alvin Maddox, 1975-78	1,571
20.	Brandon Ross, 2012-pres.	1,553
21.	Chet Hanaluk, 1951-53	1,544

Kickoff Returns

Kickoff Return Yards - Career

No.	Name	Yds.
1.	Torrey Smith, 2008-10	2,983
...		
7.	Chad Scott, 1995-96	1,083
8.	Jo Jo Walker, 2002-05	1,081
9.	William Likely, 2013-pres.	1,065
10.	Louis Carter, 1972-74	1,023

Punt Returns

Yards Per Punt Return - Career

No.	Name	Yds.
1.	Joe Petruzzo, 1950-51	15.23
2.	Bob Shemonski, 1949-51	13.71
3.	Ronnie Walker, 1951-54	12.93
4.	Ken Schroy, 1972-74	12.64
5.	John Idzik, 1948-50	12.38
6.	William Likely, 2013-pres.	12.10

Scoring

Points Scored - Career

No.	Name	No.
1.	Nick Novak, 2001-04	393
2.	Jess Atkinson, 1981-84	308
3.	Rick Badanjek, 1982-85	286
4.	Brad Craddock, 2012-pres.	248











Field Goals Made - Career

No.	Name	No.
1.	Nick Novak, 2001-04	80
2.	Jess Atkinson, 1981-84	60
3.	Brad Craddock, 2012-pres.	49
4.	Dan Plocki, 1985-88	47









Field Goal Percentage- Career

No.	Name	Pct.
1.	Brad Craddock, 2012-pres.	.817 (49-60)
2.	Joe O'Donnell, 1994-96	.778 (28-36)
3.	Nick Novak, 2001-04	.748 (80-107)
4.	Dan Polcki, 1985-88	.746 (47-63)

Returning STARTERS: OFFENSE

WR 82	 MARCUS LEAK • 6-0 • 214 • SR.-2V • Had 20 catches for 297 yards and three touchdowns in 2014. • Averaged 14.9 yards per reception.	WR 84	 AMBA ETTA-TAWO • 6-1 • 204 • JR.-2V • Averaged a team-best 22.7 ypr in 2014. • Caught a career-long 71-yard touchdown against Rutgers (11/29/14).
TE 44	 ANDREW ISAACS • 6-2 • 240 • JR.-2V • Appeared in four games and made three starts in 2014, suffering season-ending injury at Syracuse. • Caught two passes for three yards.	TE 88	 P.J. GALLO • 6-2 • 250 • JR.-1V • Caught his first career touchdown pass at Penn State (11/1/14) • Made his first career start at Indiana (9/27/14).
OL 76	 MICHAEL DUNN • 6-5 • 306 • JR.-2V • Started all 13 games in 2014, including 11 at left tackle and two at right tackle. • Opened holes for Terrapin rushers to gain a season-high 285 yards on the ground against James Madison (8/30/14).		
OL 66	 ANDREW ZELLER • 6-4 • 315 • SR.-3V • Started all 13 games at right guard in 2014. • Allowed Maryland to eclipse 400 total yards of offense five times in 2014. • Helped open holes for 10 different Terrapin rushers.		
OL 55	 RYAN DOYLE • 6-4 • 307 • SR.-2V • Started 10 games at right tackle in 2014. • Helped the offense total 447 yards of offense against West Virginia (9/15/14).	RB 30	 KENNETH GOINS • 5-9 • 230 • JR.-2V • Appeared in all 13 games in 2014 (four starts). • Had career-high 31 rushing yards and caught a TD pass against James Madison (8/30/14).
RB 45	 BRANDON ROSS • 5-10 • 205 • SR.-3V • Had 419 yards on 77 carries and four touchdowns in 2014, averaging 4.9 ypc. • Recorded his fifth career 100-yard rushing game against Rutgers (11/29/14) with 108 on the ground.	RB 4	 Wes Brown • 6-0 • 210 • JR.-1V • Rushed for 356 yards last season and six TDs, including the game winner at Michigan (11/22/14). • Averaged 3.5 yards per carry in 2014.

OTHER NOTABLES

QB 7	 CALEB ROWE • 6-3 • 215 • SR.-2V • Completed 34-of-54 passes for 489 yds and 5 TDs in four appearances in 2014. • Career: 1,768 pass yds, 12 TDs, 10 INTs, 53.7 % • Missing spring workouts due to injury.	OL 75	 DERWIN GRAY • 6-5 • 315 • R-FR. • Redshirted freshman season.
RB 34	 JAQUILLE VEII • 5-9 • 185 • JR.-2V • Converting back to running back after playing at wideout in 2014. • Averaged 14.4 yards per catch, scoring on two touchdown passes.	OL 58	 DAMIEN PRINCE • 6-3 • 325 • R-FR. • Redshirted freshman season.
WR 8	 LEVERN JACOBS • 5-11 • 185 • SR.-2V • Garnered one Scout Team Player of the Week Award in 2014. • Led team in catches (47) and reception yards (640) in 2013.	OL 60	 STEPHEN GROMMER • 6-5 • 306 • SR.-SQ • Vying for a position on the offensive line after appearing in one game as a junior.
WR 81	 JUWANN WINFREE • 6-2 • 210 • SO.-1V • Appeared in eight games, totaling 11 catches and 158 yards in 2014. • Caught first career pass for a TD against Indiana (9/27/14).	RB 5	 ALBERT REID • 5-10 • 215 • SR.-2V • Rushed 16 times for 62 yards and a TD in 2014. • Started and caught three passes for 22 yards against West Virginia (9/13/14). • Missed nine games due to injury.

WR
12



TAIVON JACOBS • 5-10 • 165 • SO.-SQ
• Suffered a season-ending injury in the season-opener against James Madison (8/30/14).

RETURNING STARTERS: DEFENSE

DL
7



YANNICK NGAKOUÉ • 6-2 • 250 • JR.-2V

- Second on the team with 13.5 tackles for loss in 2014.
- Also second on the team with 6.0 sacks, in addition to posting 37 tackles.
- Earned Honorable Mention All-Big Ten courtesy of the media.

DB
4



WILLIAM LIKELY • 5-7 • 175 • JR.-2V

- Named a first team All-Big Ten selection by the coaches and media.
- Tied for Big Ten lead in interceptions (6) and tied for the lead with 15 passes defensed.
- Set the single-season school record with 170 interception return yards.

DB
21



SEAN DAVIS • 6-1 • 200 • SR.3V

- Ranked second on the team in tackles with 115, which ranked fourth nationally and first in the Big Ten among defensive backs.
- Earned honorable mention All-Big Ten honors from the media.

DB
20



ANTHONY NIXON • 6-0 • 205 • SR.-3V

- Had career-high 62 stops in addition to one interception in 2014.
- Recorded seven tackles including 0.5 sack at Michigan (11/22).
- Blocked his first career punt against Syracuse (9/20).

OTHER NOTABLES

DB
27



ALVIN HILL • 6-0 • 200 • SR.-2V

- Started four games in 2014, but suffered season-ending injury against Syracuse.
- Posted first career INT at USF (9/6/14).

DL
67



DAVID SHAW • 6-4 • 308 • SO.-1V

- Appeared in seven games in 2014, making five tackles.
- Made first career start at Penn State.

DB
19



A.J. HENDY • 6-1 • 207 • GR.-3V

- Missed 2014 season due to suspension.
- Grabbed an INT and recovered two fumbles against WVU in 2013 memorable game.

LB
47



JERMAINE CARTER • 6-0 • 240 • SO.-1V

- Ranked fifth among returning players with 27 tackles in 2014.
- Led team with two forced fumbles.

DB
17



JOSH WOODS • 6-1 • 196 • SO.-1V

- Appeared in the final seven games of the regular season, primarily on special teams.

LB
46



ABNER LOGAN • 6-1 • 240 • JR.-2V

- Appeared in seven games in 2014, notching four tackles.

DL
41



JESSIE ANIEBOM • 6-4 • 248 • SO.-1V

- Played in all 13 games as a freshman, posting 14 tackles and one TFL.
- Had season-high three tackles against Wisconsin and Iowa.

LB
39



CAVIN WALKER • 6-2 • 254 • JR.-1V

- Appeared in two games in 2014, notching six tackles.
- Suffered season-ending injury against West Virginia.

DL
99



QUINTON JEFFERSON • 6-3 • 287 • SR.-2V

- Started first three games of season before suffering a season-ending injury in 2014.

LB
43



JALEN BROOKS • 6-2 • 234 • SO.-1V

- Appeared in 12 games (four starts) in 2014, posting 21 tackles.
- Had a career-high seven tackles at Penn State.

DL
90



ROMAN BRAGLIO • 6-3 • 267 • JR.-2V

- Appeared in all 13 games in 2014, posting 14 tackles and 2.5 sacks.

SPECIAL TEAMS

K
15



BRAD CRADDOCK • 6-0 • 189 • SR.-3V

- Lou Groza Award Winner.
- FWAA first team All-American.
- Big Ten Bakken-Andersen Kicker of the Year.
- Made 18-of-19 FG attempts in 2014, and all 41 PATs.

LS
59



CHRISTIAN CARPENTER • 5-11 • 211 • JR.-2V

- Appeared in nine games in 2014 as the long snapper for Lou Groza Award Winner, Brad Craddock.

KR/PR
4



WILLIAM LIKELY • 5-7 • 175 • JR.-2V

- Named a first team All-Big Ten selection by the coaches and media.
- Set Maryland record with 100-yard kickoff return vs. Stanford (12/30/14).
- Averaged 11.2 yards per punt return and 31.0 yards per kickoff return.

NUMERICAL ROSTER

No.	Name	Pos.	Ht.	Wt.	Cl.	Exp.	Hometown (High School/Last School)
2 (d)	Shane Cockerille	QB	6-2	222	So.	RS	Baltimore, Md. (Gilman School)
2 (d)	Milan Collins	DB	6-0	205	So.	RS	LaPlata, Md. (Bishop McNamara HS)
3 (d)	Milan Barry-Pollock	DB	5-10	205	Jr.	SQ	Baltimore, Md. (Eastern Technical HS)
3 (d)	Adam Greene	PK	5-11	185	So.	RS	Arnold, Md. (Broadneck HS)
4 (d)	Wes Brown	RB	6-0	210	Jr.	1V	Baltimore, Md. (Good Counsel HS)
4 (d)	William Likely	DB	5-7	175	Jr.	2V	Belle Glade, Fla. (Glades Central HS)
5	Albert Reid	RB	5-10	215	Sr.	2V	Washington, D.C. (Friendship Collegiate Academy)
6	Zac Morton	WR	5-11	175	Fr.	RS	Bethesda, Md. (Whitman HS)
7 (d)	Yannick Ngakoue	DL	6-2	250	Jr.	2V	Bowie, Md. (Friendship Collegiate)
7 (d)	Caleb Rowe	QB	6-3	215	Sr.	2V	Landrum, S.C. (Blue Ridge HS)
8	Levern Jacobs	WR	5-11	185	Sr.	2V	Temple Hills, Md. (Suitland HS/Milford Academy)
9	Tyler Burke	LB	6-3	247	Fr.	RS	Coatesville, Pa. (Coatesville HS)
10	Will Ulmer	WR	6-0	194	Fr.	RS	Laurel, Md. (St. John's College HS)
11 (d)	Denzel Conyers	DB	6-2	216	Jr.	RS	St. Petersburg, Fla. (Boca Ciega HS/Butte College)
11 (d)	Perry Hills	QB	6-3	210	Jr.	1V	Pittsburgh, Pa. (Central Catholic HS)
12	Taivon Jacobs	WR	5-10	165	So.	SQ	Camp Spring, Md. (Suitland HS)
13	DeAndre Lane	WR	5-8	180	Jr.	SQ	Catonsville, Md. (Catonsville Senior HS)
15	Brad Craddock	PK	6-0	189	Sr.	3V	Adelaide, Australia (Tabor Christian College)
17	Josh Woods	DB	6-1	196	So.	1V	Baltimore, Md. (McDonogh School)
19	A.J. Hendy	DB	6-1	207	Gr.	3V	Bowie, Md. (Bowie HS)
20	Anthony Nixon	DB	6-0	205	Sr.	3V	Pittsburgh, Pa. (Central Catholic HS)
21	Sean Davis	DB	6-1	200	Sr.	3V	Washington, D.C. (Maret School)
22	Zach Dancel	DB	6-0	200	Sr.	2V	Ellicott City, Md. (Good Counsel HS/New Mexico)
23	Jermaine Carter, Jr.	LB	6-0	240	So.	1V	Fort Washington, Md. (Friendship Collegiate)
24 (d)	Daniel Ezeagwu	DB	6-0	200	So.	SQ	Stafford, Va. (Colonial Forge HS)
24 (d)	J.T. Ventura	DB	6-1	200	So.	SQ	Holidaysburg, Pa. (Holidaysburg Area HS)
25	Antwaine Carter	DB	6-2	180	So.	SQ	Waldorf, Md. (Westlake HS)
27	Alvin Hill	DB	6-0	200	Sr.	2V	Locust Grove, Ga. (Luella HS)
29	Joe Riddle	RB	6-1	210	Jr.	2V	Frederick, Md. (Linganore HS)
30	Kenneth Goins, Jr.	RB	5-9	230	Jr.	2V	Baltimore, Md. (Gilman School)
31	Nnamdi Egbuaba	LB	6-0	220	Fr.	RS	Baltimore, Md. (St. Frances Academy)
32	Jarrett Ross	DB	5-9	205	Jr.	2V	Newark, Del. (Charter School of Wilmington)
33	Andrew Stefanelli	RB	5-10	240	Jr.	SQ	Rockville, Md. (Good Counsel HS/Temple)
34	Jacquille Vei	RB	5-9	185	Jr.	2V	Gaithersburg, Md. (The Avalon School)
35	D'Andre Payne	DB	5-9	179	So.	TR	Washington, D.C. (H.D. Woodson/Tennessee)
36	Elvis Dennah	DB	6-2	210	So.	SQ	Lanham, Md. (Annapolis Area Christian School)
37	Avery Thompson	LB	6-3	230	Sr.	3V	Chesapeake, Va. (Grassfield HS)
38	Lee Shrader	P	6-2	224	Fr.	RS	Newport News, Va. (Warwick HS)
39	Cavon Walker	LB	6-2	254	Jr.	1V	Washington, D.C. (Friendship Collegiate)
41	Jesse Aniebonam	DL	6-4	248	So.	1V	Silver Spring, Md. (Good Counsel HS)
42 (d)	Brock Dean	LB	6-0	230	Jr.	SQ	Harrisburg, Pa. (Bishop McDevitt HS)
42 (d)	Tehuti Miles	RB	5-10	205	Jr.	SQ	Hammonton, N.J. (Hammonton HS)
43	Jalen Brooks	LB	6-2	234	So.	1V	Suwanee, Ga. (Gwinnett HS)
44	Andrew Isaacs	TE	6-2	240	Jr.	2V	Manchester, Conn. (Manchester HS)
45	Brandon Ross	RB	5-10	205	Sr.	3V	Newark, Del. (Charter School of Wilmington)
46	Abner Logan	LB	6-1	240	Jr.	2V	Cambridge, Mass. (Dexter School)
48	Derrick Hayward	TE	6-5	235	So.	1V	Salisbury, Md. (Wicomico HS)
49	Ruben Franco	DL	6-5	244	Jr.	SQ	Montgomery, Texas (Montgomery HS)
50	Evan Mulrooney	OL	6-4	299	Sr.	2V	Wilmington, Del. (Salesianum HS)
52	Malik Jones	DL	6-4	269	So.	SQ	Baltimore, Md. (Paul L. Dunbar HS)
54	JaJuan Dulaney	OL	6-3	295	So.	SQ	Powder Springs, Ga. (McEachern HS)
55	Ryan Doyle	OL	6-4	307	Sr.	2V	Wake Forest, N.C. (Wake Forest-Rolesville HS)
56 (d)	Matt Gillespie	LB	6-2	241	Fr.	RS	Towson, Md. (Loyola Blakefield HS)
56 (d)	Joe Marchese	OL	6-3	287	So.	SQ	Vernon Hills, Ill. (Adlai E. Stevenson HS)

ALPHABETICAL ROSTER

No.	Name	Pos.
50 (d)	Adams, Nate	LS
73	Agaruwa, Banks	OL
41	Aniebonam, Jesse	DL
3 (d)	Barry-Pollock, Milan	DB
90	Braglio, Roman	DL
43	Brooks, Jalen	LB
4 (d)	Brown, Wes	RB
9	Burke, Tyler	LB
92	Burkett, Chandler	DL
59	Carpenter, Christian	LS
25	Carter, Antwaine	DB
23	Carter, Jr., Jermaine	LB
70	Christie, Sean	OL
2 (d)	Cockerille, Shane	QB
2 (d)	Collins, Milan	DB
11 (d)	Conyers, Denzel	DB
15	Craddock, Brad	PK
83	Culmer, Malcolm	WR
22	Dancel, Zach	DB
21	Davis, Sean	DB
42 (d)	Dean, Brock	LB
36	Dennah, Elvis	DB
55	Doyle, Ryan	OL
54	Dulaney, JaJuan	OL
76	Dunn, Michael	OL
31	Egbuaba, Nnamdi	LB
84	Etta-Tawo, Amba	WR
24 (d)	Ezeagwu, Daniel	DB
49	Franco, Ruben	DL
88	Gallo, P.J.	TE
56 (d)	Gillespie, Matt	LB
30	Goins, Jr., Kenneth	RB
86	Gray, Andrew	TE
75	Gray, Derwin	OL
3 (d)	Greene, Adam	PK
60	Grommer, Stephen	OL
48	Hayward, Derrick	TE
19	Hendy, A.J.	DB
27	Hill, Alvin	DB
11 (d)	Hills, Perry	QB
44	Isaacs, Andrew	TE
8	Jacobs, Levern	WR
12	Jacobs, Taivon	WR
99	Jefferson, Quinton	DL
52	Jones, Malik	DL
96	Kulka, Brett	DL
13	Lane, DeAndre	WR
82	Leak, Marcus	WR
4 (d)	Likely, William	DB
46	Logan, Abner	LB
56 (d)	Marchese, Joe	OL
42 (d)	Miles, Tehuti	RB
63	Minter, Mike	OL
64	Moore, Brendan	OL

2015 MARYLAND FOOTBALL

No.	Name	Pos.	No.	Name	Pos.	Ht.	Wt.	Cl.	Exp.	Hometown (High School/Last School)
6 (d)	Morton, Zac	WR	57	Kingsley Opara	DL	6-4	308	So.	SQ	Jacksonville, Fla. (Mandarin HS)
50	Mulrooney, Evan	OL	58	Damian Prince	OL	6-3	325	Fr.	RS	Washington, D.C. (Bishop McNamara HS)
7 (d)	Ngakoue, Yannick	DL	59 (d)	Nate Adams	LS	6-1	216	So.	1V	Phoenix, Ariz. (Greenway HS)
20	Nixon, Anthony	DB	59 (d)	Christian Carpenter	LS	5-11	220	Jr.	2V	Brentwood, Tenn. (Brentwood Academy)
57	Opara, Kingsley	DL	60	Stephen Grommer	OL	6-5	306	Sr.	SQ	Spartanburg, S.C. (Spartanburg HS)
35	Payne, D'Andre	DB	63	Mike Minter	OL	6-3	310	So.	SQ	Severna Park, Md. (Severna Park HS)
58	Prince, Damian	OL	64	Brendan Moore	OL	6-3	292	Fr.	RS	Austin, Texas (Westwood HS)
95	Pritchard, Nicholas	P/PK	66	Andrew Zeller	OL	6-5	315	Sr.	3V	Red Lion, Pa. (Red Lion Senior HS)
5	Reid, Albert	RB	67	David Shaw	DL	6-4	308	So.	1V	Spring Grove, Pa. (Spring Grove HS)
29 (d)	Riddle, Joe	RB	70	Sean Christie	OL	6-4	310	Fr.	RS	Medford, N.Y. (Patchogue-Medford HS)
89	Roca, Eric	TE	73	Banks Agarawa	OL	6-5	246	Fr.	RS	Greenbelt, Md. (Eleanor Roosevelt HS)
45	Ross, Brandon	RB	75	Derwin Gray	OL	6-5	315	Fr.	RS	Wash., D.C. (Friendship Collegiate/Fork Union)
32	Ross, Jarrett	DB	76	Michael Dunn	OL	6-5	306	Jr.	2V	Bethesda, Md. (Whitman HS)
7 (d)	Rowe, Caleb	QB	78	Ty Tucker	DL	6-2	273	Jr.	SQ	Walkersville, Md. (Walkersville HS)
93	Saine, Oseh	DL	79	Maurice Shelton	OL	6-3	305	Jr.	SQ	Greenbelt, Md. (Eleanor Roosevelt HS)
67	Shaw, David	DL	81	Juwann Winfree	WR	6-2	210	So.	1V	Englewood, N.J. (Dwight Morrow HS)
79	Shelton, Maurice	OL	82	Marcus Leak	WR	6-0	214	Sr.	2V	Charlotte, N.C. (Parkwood HS)
38	Shrader, Lee	P	83	Malcolm Culmer	WR	6-0	190	Jr.	2V	Willingboro, N.J. (Willingboro HS)
33	Stefanelli, Andrew	RB	84	Amba Etta-Tawo	WR	6-1	204	Jr.	2V	Powder Springs, Ga. (McEachern HS)
37	Thompson, Avery	LB	86	Andrew Gray	TE	6-3	235	Fr.	RS	Chardon, Ohio (Chardon HS)
78	Tucker, Ty	DL	88	P.J. Gallo	TE	6-3	250	Jr.	2V	Holland, Pa. (Council Rock HS South)
95	Ukandu, Azubuike	DL	89	Eric Roca	TE	6-2	240	So.	SQ	San Juan, Puerto Rico (St. John's School)
10	Ulmer, Will	WR	90	Roman Braglio	DL	6-3	267	Jr.	2V	Owings Mills, Md. (McDonogh HS)
34	Vei, Jacquille	RB	92	Chandler Burkett	DL	6-4	237	So.	SQ	Panama City, Fla. (Bozeman HS)
24 (d)	Ventura, J.T.	DB	93	Oseh Saine	DL	6-3	280	Fr.	HS	Worcester, Mass. (Lincoln HS/Worcester Acad.)
39	Walker, Cavon	LB	95 (d)	Nicholas Pritchard	P/PK	5-9	210	Fr.	HS	New Egypt, N.J. (New Egypt HS)
81	Winfree, Juwann	WR	95 (d)	Azubuike Ukandu	DL	6-0	306	Jr.	SQ	Towson, Md. (Towson HS)
17	Woods, Josh	DB	96	Brett Kulka	DL	6-4	260	Fr.	RS	Edinboro, Pa. (General McClane HS)
66	Zeller, Andrew	OL	99	Quinton Jefferson	DL	6-3	287	Sr.	2V	Pittsburgh, Pa. (Woodland Hills HS)

Key: (d) indicates duplicate number; RS indicates redshirted in 2013; SQ indicates has been eligible to play at least one season, but has not earned a letter; HS indicates high school; TR indicates transfer

Pronunciation Guide

Player	Pronunciation	Player	Pronunciation	Coach	Pronunciation
Jesse Aniebonam	ANN-e-bon-um	Yannick Ngakoue	IN-gah-kway	Greg Studrawa	STU-draw-uh
Antwaine Carter	Antoine	Kingsley Opara	O-par-ah		
Nnamdi Egbuaba	e-GUA-ba	Oseh Saine	Oh-SAY sane		
Amba Etta-Tawo	AUM-buh eh-TA TAH-wa	Azubuike Ukandu	oz-ah-BOO-key u-CAN-do		
Daniel Ezeagwu	EZZ-a-gow-wu	Jacquille Vei	ja-KEEL VAY		
		Cavon Walker	SAY-von		

2015 RECRUITING CLASS BIOS

Quarvez Boulware

Offensive Line
Fr.-HS, 6-2, 280
Washington, D.C. (Friendship Collegiate Academy)

At Friendship Collegiate Academy: A consensus four-star recruit... named the third best player and top offensive lineman in Washington D.C. by Rivals, ESPN and 247 Sports... also ranked as the 15th-best guard in the nation by Rivals... received Washington Post All-Met second team honors... after starting as a tackle, moved to guard for his senior season... coached by Mike Hunter.

Jahrvis Davenport

Wide Receiver
Fr.-HS, 5-10, 185
Tampa, Fla. (Robinson HS)

At Robinson High School: Starred at Robinson High School... two-time first-team All-Western Conference selection... a consensus three star prospect... as a senior, caught 24 passes for 355 yards and three touchdowns while only playing in eight games... during his junior campaign, totaled 39 receptions 667 yards and eight touchdowns... coached by Shawn Taylor.

Isaiah Davis

Inside Linebacker
Fr.-HS, 6-1, 210
Temple Hills, Md. (St. Stephen's & St. Agnes School)

At St. Stephen's & St. Agnes School: First team all-state and team captain as senior... named All-IAC as junior and senior... rushed for 1,206 yards and 11 touchdowns during 2014 season as senior... also wrestled at St. Stephen's & St. Agnes, placing seventh at states as a junior... brother of current Maryland football player Sean Davis... coached by Bernard Joseph.

EJ Donahue

Offensive Line
Fr.-HS, 6-5, 320
Monrovia, Md. (Linganore High School)

At Linganore High School: Earned first team All-State and garnered All-Frederick County accolades while helping lead Linganore to a 23-3 combined record as a junior and senior... selected to represent Maryland in the Big 33 Game... ranked as a four-star recruit by Scout and a member of the Scout 300... also ranked as the second-best offensive tackle in the state of Maryland by Scout... an honor roll student... also a member of Linganore's lacrosse and wrestling teams... coached by Rich Connor.

Keiron Howard

Defensive Line
Fr.-HS, 6-4, 280
Fort Washington, Md. (Potomac High School)

At Potomac High School: Lettered all four years at Potomac High School... racked up 52 tackles, 7.5 sacks and one interception in senior season... received Washington Post All-Met second team honors... named first team All-State... received a nomination for the 2014 US Army All-American game... selected to play in the Crab Bowl... played in the 2014 Offense-Defense All-American game... selected to play for Maryland in the Big 33 Game... a consensus three-star prospect... ranked 13th-best player in state of Maryland by Rivals... also lettered in basketball... coached by Ronnie Crump.

Ty Johnson

Running Back
Fr.-HS, 5-10, 173
Cumberland, Md. (Fort Hill High School)

At Fort Hill High School: A three-year varsity starter on defense, offense and special teams... finished high school career with 4,851 all-purpose yards, 65 touchdowns and 17 interceptions... totaled 3,363 career rushing yards (14.7 yards/carry) and 43 touchdowns... ranked as the number one running back in Maryland by Scout... named 2014 Maryland Consensus All-State... helped lead Fort Hill to a 37-3 record in three seasons, including back-to-back 14-0 state championship seasons as a junior and senior... notched 1,733 rushing yards (14.9 ypc) and 22 touchdowns during senior season... also had 11 receptions for 371 yards and eight touchdowns... on defense, registered 38 tackles, three interceptions and 14 passes broken up during his senior campaign... selected to play for Maryland in the Big 33 Game... coached by Todd Appel.

Gus Little

Inside Linebacker
Fr.-HS, 6-3, 225
Fredericksburg, Va. (Massaponax HS)

At Massaponax High School: Three-time all-conference and all-area linebacker... Max Preps First-Team All-State as junior and senior... named conference's defensive player of the year in 2014... twice named team captain... amassed 133 tackles, five tackles for loss, five sacks and one fumble recovery as a senior... also tallied 13 receptions for 240 yards (18.5 avg.) and one touchdown in the 2014 season... ranked as a three-star recruit by Scout and Rivals... named the second-best inside linebacker in Virginia by Scout... coached by Eric Ludden.

Will McClain

Offensive Line
Fr.-HS, 6-5, 290
Middletown, Md. (Middletown High School)

At Middletown High School: Named first team all-state as a senior... helped lead Middletown to three-consecutive state championship seasons (2011-13)... a consensus three-star recruit... ranked the fourth-best offensive guard in Maryland by Scout... selected to represent Maryland in the Big 33 Game... honor roll student... coached by Kevin Lynott.

Ellis McKennie

Offensive Line
Fr.-HS, 6-3, 305
McSherrytown, Pa. (McDonogh School)

At McDonogh School: Helped lead team to back-to-back MIAA Championships during his junior and senior years... selected first-team All-Met by the Washington Post and was a consensus first-team all-state selection... selected to represent Maryland in the Big 33 Game... rated as the second-best guard in Maryland by Scout and the 34th in the nation at his position by Rivals... a consensus three-star recruit... an eight-time Honor Roll student... received the Ludlum Michaux Leadership Award... also competed in the shot put on the track & field team... coached by Dom D'Amico.

Adam McLean

Defensive Line
Fr.-HS, 6-3, 280
Gaithersburg, Md. (Quince Orchard HS)

At Quince Orchard High School: A two-time consensus all-state performer and Under Armour All-American at Quince Orchard HS... named first-team All-Met by The Washington Post in 2013 after finishing the season with 47 tackles and seven sacks during his junior campaign... a consensus four-star recruit... rated the best defensive tackle and number two overall player in the state of Maryland by Rivals... ranked the 12th best defensive tackle and 83rd overall in the nation by ESPN... coached by John Kelley.

2015 RECRUITING CLASS BIOS

D.J. Moore

Wide Receiver

Fr.-HS, 5-10, 185

Philadelphia, Pa. (Imhotep Charter High School)

At Imhotep Charter High School: Earned Pennsylvania Class AAA All-State honors while totaling 35 receptions for 1,012 yards and 16 touchdowns as a senior. . . served as a team captain. . . tallied 39 receptions for 832 yards and 13 touchdowns during junior season. . . selected to the 2014 Offense-Defense All-American Game and The Big 33 Game. . . ranked as a four-star recruit and the best wide receiver in the state of Pennsylvania by Scout. . . a member of the National Honor Society. . . coached by Albie Crosby.

Nicholas Rubinowicz

Punter

Fr.-HS, 6-3, 210

Wellington, Fla. (American Heritage School)

At American Heritage School: Averaged 44.3 yards per punt as a senior while earning Florida 3A first-team all-state honors. . . also handled kicking duties at American Heritage School. . . selected for the Florida-Georgia All-Star Game as a senior. . . earned second-team all-state honors as a junior. . . an Honor Roll student and member of the National Honor Society. . . also member of the Spanish Honor Society and a College Board AP Scholar.

Oseh Saine

Defensive Line

Fr.-HS, 6-4, 270

Worcester, Mass. (Worcester Academy/Lincoln High School)

Enrolled in the spring and will participate in spring workouts.

At Worcester Academy: Spent a post-graduate year at Worcester Academy in 2013. . . saw action at linebacker and on the defensive line. . . recorded 26 tackles, including 11 tackles for loss and seven sacks, in just three games. . . played for Tony Johnson.

At Lincoln High School: Earned All-Rhode Island first-team honors as a senior at Lincoln High School in Lincoln, R.I. in 2012. . . named Defensive MVP at Lincoln High School played for Dave Waycott.

Darnell Savage, Jr.

Defensive Back

Fr.-HS, 5-11, 160

Newark, Del. (Caravel Academy)

At Caravel Academy: Played offense and defense, earning Delaware All-State honors. . . helped lead Caravel to the 2013 state championship. . . posted 1,298 rushing yards and 13 touchdowns as a senior. . . also added 54 tackles. . . a consensus three-star recruit. . . rated the second-best player in Delaware by Rivals. . . an Honor Roll Student and member of the Headmaster's List. . . coached by John Reed.

Gage Shaffer

Quarterback

Fr.-HS, 6-7, 205

Short Gap, W. Va. (Frankfort High School)

At Frankfort High School: Started three seasons at Frankfort High School, leading the Falcons to a 30-7 record. . . finished senior campaign completing 132-of-241 passes for 2,037 yards and 24 touchdowns. . . earned first-team 2A All-State honors. . . amassed 48 touchdown passes in high school career. . . selected to first team all-area team three times. . . a three-time All-Potomac Valley Conference selection. . . a consensus three-star recruit. . . coached by Kevin Whiteman.

Mbi Tanyi

Outside Linebacker

Fr.-HS, 6-2, 260

Houston, Texas (George Bush High School)

At George Bush HS: Named District 23-5A first-team All-District. . . earned Most Valuable Player honors as a senior while compiling 26 tackles (15 solo), seven tackles for loss and 2.5 sacks. . . served as a team captain. . . rated as a three-star recruit by ESPN and Scout. . . coached by Allen Aldridge.

Brett Zanotto

Inside Linebacker

Fr.-HS, 6-0, 210

Murrysville, Pa. (Franklin Regional High School)

At Franklin Regional High School: Named first team all-state, AAA Greater Allegheny County First-Team and all-conference for both offense and defense. . . as a senior served as a team captain and led defense with 107 tackles, including 11 TFLs. . . also gained 908 yards on 125 carries (7.3 ypc) and 17 touchdowns on offense. . . played in the Blue-Grey All American Bowl. . . broke the Franklin tackle record as a junior with 157. . . a Honor Roll student. . . a consensus three-star recruit. . . also ranked as the second-best inside linebacker in Pennsylvania by Scout. . . coached by Greg Botta.

Mason Zimmerman

Offensive Line

Fr.-HS, 6-5, 285

Whitehouse, Ohio (Anthony Wayne HS)

At Anthony Wayne High School: Named second-team all-state as a senior. . . two-time recipient of all-district and all-league honors. . . played in the Semper Fidelis All-American Bowl. . . a member of the National Honor Society. . . ranked as a three-star recruit by ESPN and Scout. . . coached by Craig Smith.



RANDY EDSALL

Head Coach

Syracuse '80 • Fifth Year at Maryland

Randy Edsall enters his fifth season as head football coach at the University of Maryland, leading a program that has earned back-to-back bowl berths and continues to make great strides both on and off the field.

Edsall was named the 34th coach in Maryland football history in January 2011. Since taking over, Edsall and his staff have placed a strong emphasis on recruiting the local Maryland/Washington, D.C. market, which is heavily recruited by schools across the nation and is considered a football hotbed. The result of this focus was the signing of 81 athletes, 42 from the area, since 2012. Edsall and his staff have recruited classes ranked in the top 35 nationally by Rivals.com in two of the last four years, including the 31st overall in 2013.

"Randy Edsall is an excellent football coach. He teaches and believes in the physical nature of the game. He is a great recruiter and his success at Connecticut earned his program compliments and recognition from college football's finest coaches. Randy is a very positive thinking person, and perhaps his greatest attribute is his persistence. He will persevere and he will win at Maryland and he will do it the right way!"

- Tom Coughlin, NY Giants head coach

In addition, under Edsall's command the football program's Athletic Progress Rate (APR) has reached all-time highs. The football team's APR, which measures eligibility and retention, increased its multi-year score from 922 (2009-2010) to 950 (2012-2013) and its single-year score from 905 to 977. Both of which are program bests since the APR's inception in 2003.

On the field, Edsall led Maryland into a new era in 2014, with its first season in the Big Ten. Maryland finished the regular season with an impressive 5-1 record away from College Park, leading the Big Ten in road wins. The five road victories were the most for a Terrapin team since 1984. Maryland posted its first-ever road victory at Penn State and its first-ever win against Michigan to punctuate its first season in the conference, which concluded with an appearance in the Foster Farms Bowl. Maryland finished the season 7-6 securing its first back-to-back winning seasons since 2002-03.

In 2014, eight Maryland players earned all-conference honors, the most ever under Edsall, and Brad Craddock earned Maryland's first individual national honor since 2002 by winning the 23rd Lou Groza Award for the nation's top kicker. In addition, 21 student-athletes claimed a spot on the All-Big Ten Academic Team.

The Maryland program continued its ascent in 2013 totaling seven victories and earning its first bowl appearance since 2010 (2013 Military Bowl). Offensively, the Terps passed for over 3,000 yards for only the fourth time in program history and the first time since 1994. Additionally, Maryland totaled over 500 yards of offense in its first three games, the first time that has happened since 1983.

On the defensive side of the ball, the Terps attacked opposing offenses and tied for third in the ACC in sacks (37) and averaged 2.85 sacks per

game, tied for the 18th most in the nation. The unit also excelled on third down holding opponents to a 34.2 conversion rate, which was the 21st-best mark nationally.

Prior to coming to College Park, Edsall, a native of nearby Glen Rock, Pa, spent 12 seasons coaching the University of Connecticut Huskies where he took the program from FCS (formerly I-AA) to five bowl games, including a BCS bowl. The 2010 Big East Coach of the Year led the Huskies to a 33-19 record over his last four seasons there, including two bowl victories with his leadership resulting in UConn being the first program ever to go from FBS newcomer to BCS bowl participant in just seven seasons.

Edsall departed UConn as the school's all-time leader in career wins (74) and most games coached (144). He was a two-time recipient of the prestigious Bowl Championship Division Head Coach of the Year in New England by the Gridiron Club of Greater Boston (2007, 2010).

During his tenure at UConn, the Huskies finished in the top-20 nationally for total offense twice (2003, 2004) and total defense three times (2002, 2005, 2008). Under Edsall's guidance Connecticut defeated teams from the ACC, Big Ten, Big East, Big 12, Conference USA and the SEC.

In 2007, as Edsall continued to grow the program to prominence, the Huskies earned their first-ever national rankings peaking at No. 13 in the BCS standings in November. That year, they became just the second Big East team ever to go 7-0 at home and defeat three teams at home that were ranked in the top-10 during the season.

Off the field, Edsall's teams were strong in the classroom as well. In 2007, 2008 and 2009, UConn was recognized by the American Football Coaches Association for its high graduation rate. In 2003, UConn was the only public Division I-A school to graduate at least 90 percent of its football players and in 2005, it was one of only eight schools to both graduate 70 percent and win a bowl game.

When Edsall was named the head coach at Connecticut on December 21, 1998 he brought 19 years of coaching experience with him. He earned the job at Connecticut after a year as the defensive coordinator at Georgia Tech where the 14th-ranked Yellow Jackets went 9-2.

Prior to his season at Georgia Tech, Edsall spent four seasons under two-time Super Bowl Champion coach Tom Coughlin as the secondary coach for the NFL's Jacksonville Jaguars. During his time in Jacksonville, the expansion Jaguars reached the playoffs twice, including a berth in the 1996 AFC Championship Game.

Edsall began his coaching career in 1980 at his alma mater, Syracuse University. The former quarterback at Syracuse started as a graduate assistant (1980-82) before joining the staff in 1983 overseeing the running backs under head coach Dick MacPherson. Edsall oversaw the running backs for three years (1983-84 and 1986) and oversaw the tight ends in 1985 before making the switch to defense.

He coached the Syracuse defensive backs from 1987-1990 and during that time the Orangemen were ranked among the Division I-A leaders in pass defense. After the 1990 season, Tom Coughlin, then coach of Boston College, hired Edsall to coach the defensive backs at BC.

Edsall was a three-year letter winner in football, basketball and baseball at Susquehannock High School (Pa.) and was an all-state selection in all three sports as a senior, which led to induction into the York Area

The Edsall File

Full Name	Randy Douglas Edsall
Date of Birth	August 27, 1958
Hometown	Glen Rock, Pa.
Alma Mater	Syracuse, '80
Family	Wife, Eileen; ... Daughter, Alexi; Son, Corey
Playing Experience	Quarterback at Syracuse
Years in Coaching (College)	36 (32)

Coaching Experience

Maryland

2011- Head Coach

Connecticut

1999-2010 Head Coach

Georgia Tech

1998 Assistant Coach - Defensive Coordinator/Defensive Backs

Jacksonville Jaguars (NFL)

1994-97 Assistant Coach - Defensive Backs

Boston College

1991-93 Assistant Coach - Defensive Backs

Syracuse

1989-90 Assistant Coach - Recruiting Coordinator/Defensive Backs

1987-88 Assistant Coach - Defensive Backs

1986 Assistant Coach - Running Backs

1985 Assistant Coach - Tight Ends

1983-84 Assistant Coach - Running Backs

1980-82 Graduate Assistant

Sports Hall of Fame.

At Syracuse, he earned a bachelor's degree in physical education in 1980 and a master's degree in health and physical education in 1982.

Edsall and his wife, Eileen met at Syracuse University where she was a basketball and volleyball standout who was later inducted into the Syracuse University Hall of Fame. They have a daughter, Alexi and a son, Corey.

At Syracuse, he earned a bachelor's degree in physical education in 1980 and a master's degree in health and physical education in 1982.

Edsall and his wife, Eileen met at Syracuse University where she was a basketball and volleyball standout who was later inducted into the Syracuse University Hall of Fame. They have a daughter, Alexi and a son, Corey.

MARYLAND COACHING STAFF



MIKE LOCKSLEY

Offensive Coordinator/Quarterbacks
10th Year at Maryland (Towson, 1992)

- Coordinated the highest scoring offense in the program's last four seasons in 2014.
- Offense averaged 28.5 points per game.
- Named a top-25 recruiter by Rivals.com five times.



KEITH DUDZINSKI

Defensive Coordinator/Inside Linebackers
Fourth Year at Maryland (New Haven, 1991)

- Named defensive coordinator during offseason.
- Tutored two of team's top-three tacklers in All-Big Ten performer Cole Farrand and L.A. Goree in 2014.
- Farrand led the team with 118 tackles (70 solo).



JOHN DUNN

Tight Ends/Recruiting Coordinators
Fifth Year at Maryland (North Carolina, 05)

- Helped bring in a top-35 recruiting class in two of the last four years.
- Maryland has landed a five-star recruit 3 of last 4 seasons.
- Played quarterback and tight end at UNC.



LYNDON JOHNSON

Assistant Head Coach/Outside Linebackers
Fifth Year at Maryland (Connecticut, 1992)

- Is in his 15th season with head coach Randy Edsall.
- Coached Yannick Ngakoue to honorable mention All-Big Ten honors in 2014.
- Named assistant head coach prior to the 2014 season.



KEENAN MCCARDELL

Wide Receivers
Second Year at Maryland (UNLV, 1991)

- Spent 19 seasons in the NFL, 17 as a player.
- Two-time Pro Bowl selection and Super Bowl Champion.
- Coached the WRs for the Washington Redskins in 2010 and 2011.



GREG STUDRAWA

Offensive Line
Second Year at Maryland (Bowling Green State, 1987)

- Coached seven seasons at LSU including two as offensive coordinator before coming to UMD.
- Helped LSU to a national title and five SEC titles.
- Coached OL unit in 2014 that had three 200-yard rushing performances



CHAD WILT

Defensive Line
Second Year at Maryland (Taylor, 1991)

- Tutored Andre Monroe, who ranked second in the Big Ten in sacks in 2014 with 10.5.
- Spent previous three seasons at Ball State. Defensive improved from 13th in the MAC to seventh during tenure.



TERRY RICHARDSON

Running Backs
First Year at Maryland (Syracuse, 1994)

- Spent the last two seasons as the running backs coach of the Jacksonville Jaguars.
- Also served as running backs coach for Univ. of Miami (2011-12) and UConn (1999-2010).

2014 TEAM STATISTICS

Team Statistics	UMD	OPP
SCORING	370	392
Points Per Game	28.5	30.2
Points Off Turnovers	165	237
FIRST DOWNS	727	791
Rushing	88	138
Passing	119	131
Penalty	20	22
RUSHING YARDAGE	1584	2625
Yards gained rushing	1962	2980
Yards lost rushing	378	355
Rushing Attempts	428	584
Average Per Rush	3.7	4.5
Average Per Game	121.8	201.9
TDs Rushing	21	24
PASSING YARDAGE	2863	3046
Comp-Att-Int	228-418-14	253-456-9
Average Per Pass	6.8	6.7
Average Per Catch	12.6	12.0
Average Per Game	228.2	234.3
TDs Passing	19	19
TOTAL OFFENSE	4447	5671
Total Plays	846	1040
Average Per Play	5.3	5.5
Average Per Game	342.1	436.2
KICK RETURNS: #-Yards	42-1073	45-1029
PUNT RETURNS: #-Yards	22-274	31-325
INT RETURNS: #-Yards	9-172	14-140
KICK RETURN AVERAGE	25.5	22.9
PUNT RETURN AVERAGE	12.5	10.5
INT RETURN AVERAGE	19.1	10.0
FUMBLES-LOST	18-8	21-13
PENALTIES-Yards	77-677	82-686
Average Per Game	52.1	52.8
PUNTS-Yards	86-3487	67-2653
Average Per Punt	40.5	39.6
Net punt average	34.7	32.8
KICKOFFS-Yards	75-4684	75-4616
Average Per Kick	62.5	61.5
Net kick average	39.1	36.9
TIME OF POSSESSION/Game	26:56	32:59
3RD-DOWN Conversions	60/184	90/224
3rd-Down Pct	33%	40%
4TH-DOWN Conversions	7/13	13/27
4th-Down Pct	54%	48%
SACKS BY-Yards	32-232	37-222
MISC YARDS	1	0
TOUCHDOWNS SCORED	45	46
FIELD GOALS-ATTEMPTS	18-19	23-31
ON-SIDE KICKS	0-2	1-3
RED-ZONE SCORES	(32-35) 91%	(50-60) 83%
RED-ZONE TOUCHDOWNS	(24-35) 69%	(34-60) 57%
PAT-ATTEMPTS	(44-44) 100%	(45-45) 100%
ATTENDANCE	281884	399761
Games/Avg Per Game	6/46981	6/66627
Neutral Site Games		1/34780

Score by Quarters	1st	2nd	3rd	4th	OT	Total
Maryland	65	136	52	117	0	370
Opponents	90	125	79	98	0	392

2014 INDIVIDUAL STATISTICS

Ranking	gp-gp	att	gain	loss	net	avg	td	lg	avg/g
Brown, C.J.	13-13	161	826	267	539	3.3	8	75	41.5
Ross, Brandon	13-9	85	457	38	419	4.9	4	44	32.2
Brown, Wes	12-3	103	388	32	356	3.5	6	33	29.7
Veil, Jacquille	13-4	19	105	0	105	5.5	2	23	8.1
Gains, Kenneth	13-4	14	67	5	62	4.4	0	16	4.8
Reid, Albert	4-1	16	62	1	61	3.8	1	12	15.2
Diggs, Stefan	10-10	5	31	3	28	5.6	0	12	2.8
Hills, Perry	3-0	3	15	0	15	5.0	0	12	5.0
Long, Dean	13-13	1	9	0	9	9.0	0	9	0.7
Rome, Caleb	4-0	13	22	19	3	0.2	0	5	0.8
Tesan	10-0	8	0	13	-13	-1.6	0	0	-1.3
Total	13	428	1962	378	1584	3.7	21	75	121.8
Opponents	13	584	2980	365	2625	4.5	24	60	201.9

Ranking	gp-gp	att/c	comp/at-td	pct	pts	td	lg	avg/g
Brown, C.J.	13-13	114.15	189-354-10	53.4	2288	13	90	176.0
Rome, Caleb	4-0	154.77	34-54-4	63.0	438	5	60	122.2
Hills, Perry	3-0	155.24	5-10-0	50.0	86	1	53	28.7
Total	13	120.38	228-418-14	54.5	2863	19	90	220.2
Opponents	13	121.40	253-456-9	55.5	3046	19	62	234.3

Ranking	gp-gp	re.	pts	avg	td	lg	avg/g
Diggs, Stefan	10-10	62	792	12.8	5	77	79.2
Long, Dean	13-13	51	575	11.3	2	50	44.2
Brown, Wes	12-3	21	198	9.4	0	38	16.5
Leak, Marcus	13-7	20	297	14.9	3	46	22.8
Veil, Jacquille	13-4	16	230	14.4	1	60	17.7
Ross, Brandon	13-9	14	212	15.1	2	90	16.3
Winfree, Jurren	8-0	11	158	14.4	2	31	19.8
Ella-Tawo, Anika	13-6	10	222	22.2	1	71	17.1
Gains, Kenneth	13-4	7	54	7.7	1	17	4.2
Reid, Albert	4-1	6	51	8.5	0	20	12.8
Adams, Daniel	4-0	2	39	19.5	1	20	9.8
Hayward, Derrick	12-2	2	25	12.5	0	27	2.1
Gallo, P.J.	13-2	2	13	6.5	1	11	1.0
Isaacs, Andrew	4-3	2	3	1.5	0	3	0.8
Culver, Malcolm	9-0	1	5	5.0	0	5	0.5
Brown, C.J.	13-13	1	-11	-11.0	0	0	-0.8
Total	13	228	2863	12.6	19	90	220.2
Opponents	13	253	3046	12.0	19	62	234.3

Paul Roberts	re.	pts	avg	td	lg
Libely, William	20	225	11.2	1	69
Nixon, Anthony	1	12	12.0	0	0
Tesan	1	37	37.0	0	0
Thompson, Avery	0	0	0.0	1	0
Total	22	274	12.5	2	69
Opponents	31	325	10.5	0	32

Interceptions	re.	pts	avg	td	lg
Libely, William	6	170	28.3	2	88
Nixon, Anthony	1	2	2.0	0	2
Johnson, Jeremiah	1	0	0.0	0	0
Hill, Alvin	1	0	0.0	0	0
Total	9	172	19.1	2	88
Opponents	14	140	10.0	2	22

Rick Roberts	re.	pts	avg	td	lg
Diggs, Stefan	20	478	23.9	0	59
Libely, William	16	496	31.0	1	100
Veil, Jacquille	4	68	17.2	0	30
Lane, DeAndre	1	14	14.0	0	14
Riddle, Joe	1	16	16.0	0	16
Total	42	1073	25.5	1	100
Opponents	45	1029	22.9	0	71

Frank Roberts	re.	pts	avg	td	lg
Forsand, Cole	1	6	6.0	0	6
Total	1	6	6.0	0	6
Opponents	1	21	21.0	1	21

2014 INDIVIDUAL STATISTICS

Statistics	M	R	PAT				size	wt	age	Total Offense	g	plays	rush	pass	total	avg/g
			kick	rust	ret	miss										
Cradlock, Brad	-	18-19	44-44	-	-	-	-	98	Brown, C.J.	13	515	539	2288	2827	217.5	
Brown, C.J.	8	-	-	-	-	1-1	-	48	Ross, Caleb	4	67	3	489	492	123.0	
Ross, Brandon	6	-	-	-	-	-	-	36	Ross, Brandon	13	85	419	0	419	32.2	
Brown, Wes	6	-	-	-	-	-	-	36	Brown, Wes	12	103	356	0	356	29.7	
Diggs, Stefan	5	-	-	-	-	-	-	30	Veii, Jacquille	13	19	105	0	105	8.1	
Lizely, William	4	-	-	-	-	-	-	24	Hills, Perry	3	13	15	85	101	33.7	
Leak, Marcus	3	-	-	-	-	-	-	18	Goins, Kenneth	13	14	62	0	62	4.8	
Veii, Jacquille	3	-	-	-	-	-	-	18	Reid, Albert	4	16	61	0	61	15.2	
Winfree, Jamar	2	-	-	-	-	-	-	12	Diggs, Stefan	10	5	28	0	28	2.8	
Long, Dean	2	-	-	-	-	-	-	12	Long, Dean	13	1	9	0	9	0.7	
Reid, Albert	1	-	-	-	-	-	-	6	Team	10	8	-13	0	-13	-1.3	
Arkans, Daniel	1	-	-	-	-	-	-	6	Total	13	846	1584	2863	4447	342.1	
Thompson, Avery	1	-	-	-	-	-	-	6	Opponents	13	1040	2625	3046	5671	436.2	
Goins, Kenneth	1	-	-	-	-	-	-	6								
Gallo, P.J.	1	-	-	-	-	-	-	6								
Elia-Tava, Arin	1	-	-	-	-	-	-	6								
Hayward, Derrick	-	-	-	-	1	-	-	2								
Total	45	18-19	44-44	-	1	1-1	-	370								
Opponents	46	23-31	45-45	0-1	-	-	-	392								

Field Goals	g	ptl	01-19	20-29	30-39	40-49	50-59	lg	blk	Rushing	no.	yds	avg	lg	to	fc	50-100	blk	
Cradlock, Brad	18-19	94.7	0-0	3-3	4-4	9-9	2-3	57	0	Rennie, Nathan	84	3487	41.5	64	9	22	21	12	0
										Team	2	0	0.0	0	0	0	0	0	2
										Total	86	3487	40.5	64	9	22	21	12	2
										Opponents	67	2653	39.6	69	9	21	19	10	2

FG Sequence	Maryland	Opponents
James Madison	(49)	-
USF	(23)	(35), 54
West Virginia	(46), (41), (30)	43, (47)
Syracuse	(31), (14)	(35), (19), 25
Indiana	(48), (30), (18)	(38), (18), (58), 54
Ohio State	(57)	48, (28)
Iowa	(41)	(24)
Wisconsin	-	(36)
Penn State	(25), (13)	(17), (25), (16), (48)
Michigan State	-	(22), (34), (35), 47
Michigan	(38), (41), (21)	(22), (33), (26), 38
Rutgers	(50), 54	(26), (25)

Kickoffs	no.	yds	avg	to	ob	ret	ret	yds
Cradlock, Brad	75	4684	62.5	29	1	22.9	39.1	25
Total	75	4684	62.5	29	1	22.9	39.1	25
Opponents	75	4616	61.5	31	2	25.5	36.9	28

All Purpose	g	rush	ret	pt	kr	lc	total	avg/g
Diggs, Stefan	10	28	792	0	478	0	1298	129.8
Lizely, William	13	0	0	225	495	170	891	68.5
Ross, Brandon	13	419	212	0	0	0	631	48.5
Long, Dean	13	9	575	0	0	0	584	44.9
Brown, Wes	12	356	198	0	0	0	554	46.2
Brown, C.J.	13	539	-11	0	0	0	528	40.6
Veii, Jacquille	13	105	230	0	69	0	404	31.1
Leak, Marcus	13	0	297	0	0	0	297	22.8
Elia-Tava, Arin	13	0	222	0	0	0	222	17.1
Winfree, Jamar	8	0	158	0	0	0	158	19.8
Goins, Kenneth	13	62	54	0	0	0	116	8.9
Reid, Albert	4	61	51	0	0	0	112	28.0
Arkans, Daniel	4	0	39	0	0	0	39	9.8
Hayward, Deric	12	0	25	0	0	0	25	2.1
Team	10	-13	0	37	0	0	24	2.4
Riddle, Joe	12	0	0	0	16	0	16	1.3
Hills, Perry	3	15	0	0	0	0	15	5.0
Nixon, Anthony	13	0	0	12	0	2	14	1.1
Lane, DeAndre	1	0	0	0	14	0	14	14.0
Gallo, P.J.	13	0	13	0	0	0	13	1.0
Culner, Malcolm	9	0	5	0	0	0	5	0.6
Isaac, Andrew	4	0	3	0	0	0	3	0.8
Ross, Caleb	4	3	0	0	0	0	3	0.8
Total	13	1584	2863	274	1073	172	5966	458.9
Opponents	13	2625	3046	325	1029	140	7165	551.2

2014 DEFENSIVE STATISTICS

#	Defensive Leaders	gp-gs	Tackles				sacks gp-yds	Pass defense			Fumbles		Misc	
			na	a	tot	tbl/yds		int-yds	brup	qbb	rcv-yds	ff	kick	pat
47	Farrand, Cole	13-11	70	48	118	5.0-11	.	.	7	.	2-6	1	.	.
21	Davis, Sean	13-13	80	35	115	4.0-12	1.0-1	.	8	.	.	1	.	.
53	Goree, L.A.	12-12	65	33	98	2.0-1	2-0	.	.	.
4	Lively, William	13-13	66	17	83	4.0-26	1.0-15	6-170	9	.	.	1	.	.
20	Nixon, Anthony	13-13	37	25	62	0.5-6	0.5-6	1-2	4	.	1-0	.	1	.
93	Monroe, Andre	13-12	38	23	61	14.0-92	10.5-76	1	.	.
97	Kilgo, Darius	13-13	31	12	43	8.0-31	2.0-16	.	1	.	4-0	.	1	.
14	Johnson, Jeremiah	13-7	34	9	43	2.0-6	.	1-0	4	.	.	1	.	.
91	Bowers, Keith	13-10	25	15	40	6.0-13	1.5-2	.	1	.	1-0	.	.	.
7	Ngakoue, Yannick	13-11	25	12	37	13.5-81	6.0-49	.	2	2	.	1	.	.
35	Twine, Alex	11-4	26	9	35	1.0-1	.	.	2	.	1-0	1	.	.
40	Robinson, Matt	7-7	21	13	34	1.5-2	.	.	5
23	Carter, Jermaine	13-0	18	9	27	2	.	.
51	Cudjoe-Virgil, Y.	10-3	14	7	21	2.5-16	2.0-15	.	4	2
43	Brooks, Jalen	12-4	12	9	21	.	.	.	2
77	Myers, Spencer	13-0	9	9	18	2.5-7	0.5-3
22	Dancel, Zach	10-1	10	5	15	1.0-2	.	.	2
41	Aniebonam, Jesse	13-0	5	9	14	1.0-3	0.5-3	.	1
27	Hill, Alvin	4-4	8	5	13	.	.	1-0	3
90	Braglio, Roman	13-1	8	3	11	2.5-14	2.5-14	.	.	.	1-0	.	.	.
32	Ross, Jarrett	12-0	9	1	10	.	.	.	3
99	Jefferson, Quinton	3-3	4	4	8	1.0-10	1.0-10
34	Veii, Jacquille	13-4	2	5	7	1-0	.	.	.
39	Walker, Caven	2-0	5	1	6	.	.	.	1
37	Thompson, Avery	13-0	4	1	5	1	.	.
30	Goins, Kenneth	13-4	4	1	5
46	Logan, Abner	7-0	3	2	5
67	Shaw, David	7-1	1	3	4	1.0-3	1.0-3
76	Dunn, Michael	13-13	3	.	3
48	Hayward, Derrick	12-2	1	1	2
88	Gallo, P.J.	13-2	2	.	2
15	Cradlock, Brad	13-0	1	1	2
95	Uzandu, Azubuike	2-0	2	.	2
5	Reid, Albert	4-1	2	.	2
29	Riddle, Joe	12-0	1	1	2
18	Renfro, Nathan	13-0	1	1	2
4R	Brown, Wes	12-3	1	.	1
82	Leak, Marcus	13-7	1	.	1	1	.	.
6	Long, Deon	13-13	1	.	1
TM	Team	10-0	1	.	1	1.0-7	1.0-7	1	.
5L	Adams, Nate	5-0	1	.	1
16	Brown, C.J.	13-13	1	.	1
98	Murphy, Clarence	1-0	1	.	1
59	Carpenter, Christian	9-0	.	1	1
	Total	13	654	330	984	74-344	32-232	9-172	59	4	13-6	11	3	.
	Opponents	13	506	258	764	79-344	37-222	14-140	42	7	8-21	13	2	1

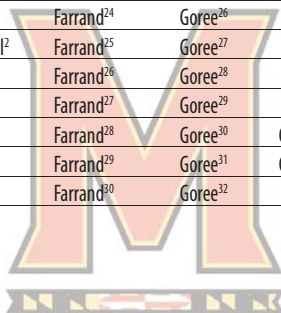
2014 GAME-BY-GAME STARTERS

Offense

GAME	TE/RB/WR	Left Tackle	Left Guard	Center	Right Guard	Right Tackle	WR	Quarterback	TB	WR	WR
James Madison	Isaacs ²	Dunn ¹⁴	Altamirano ¹	Conaboy ²³	Zeller ⁸	Doyle ¹⁴	T. Jacobs ¹	Brown ¹⁷	B. Ross ¹⁸	Long ⁷	Diggs ¹⁵
at South Florida	Goins ⁵	Dunn ¹⁵	Altamirano ²	Conaboy ²⁴	Zeller ⁹	Doyle ¹⁵	Leak ¹⁰	Brown ¹⁸	B. Ross ¹⁹	Long ⁸	Diggs ¹⁶
West Virginia	Isaacs ³	Dunn ¹⁶	Altamirano ³	Conaboy ²⁵	Zeller ¹⁰	Doyle ¹⁶	Leak ¹¹	Brown ¹⁹	Reid ⁴	Long ⁹	Diggs ¹⁷
at Syracuse	Isaacs ⁴	Dunn ¹⁷	Altamirano ⁴	Conaboy ²⁶	Zeller ¹¹	Doyle ¹⁷	Leak ¹²	Brown ²⁰	B. Ross ²⁰	Long ¹⁰	Diggs ¹⁸
at Indiana	Gallo ¹	Dunn ¹⁸	Altamirano ⁵	Conaboy ²⁷	Zeller ¹²	Doyle ¹⁸	Leak ¹³	Brown ²¹	B. Ross ²¹	Long ¹¹	Diggs ¹⁹
Ohio State	Gallo ²	Dunn ¹⁹	Altamirano ⁶	Conaboy ²⁸	Zeller ¹³	Doyle ¹⁹	Leak ¹⁴	Brown ²²	B. Ross ²²	Long ¹²	Diggs ²⁰
Iowa	Goins ⁶	Dunn ²⁰	Altamirano ⁷	Conaboy ²⁹	Zeller ¹⁴	Doyle ²⁰	Leak ¹⁵	Brown ²³	B. Ross ²³	Long ¹³	Diggs ²¹
at Wisconsin	Goins ⁷	Dunn ²¹	Altamirano ⁸	Conaboy ³⁰	Zeller ¹⁵	Doyle ²¹	Etta Tawo ⁷	Brown ²⁴	B. Ross ²⁴	Long ¹⁴	Diggs ²²
at Penn State	Veji ¹	Dunn ²²	Altamirano ⁹	Conaboy ³¹	Zeller ¹⁶	Doyle ²²	Etta Tawo ⁸	Brown ²⁵	B. Ross ²⁵	Long ¹⁵	Diggs ²³
Michigan State	Heyward ¹	Dunn ²³	Altamirano ¹⁰	Conaboy ³²	Zeller ¹⁷	Doyle ²³	Etta Tawo ⁹	Brown ²⁶	W. Brown ³	Long ¹⁶	Veji ²
at Michigan	Goins ⁸	Wheeler ¹	Altamirano ¹¹	Conaboy ³³	Zeller ¹⁸	Dunn ²⁴	Etta Tawo ¹⁰	Brown ²⁷	W. Brown ⁴	Long ¹⁷	Veji ³
Rutgers	Leak ¹⁶	Wheeler ²	Altamirano ¹²	Conaboy ³⁴	Zeller ¹⁹	Dunn ²⁵	Etta Tawo ¹¹	Brown ²⁸	W. Brown ⁵	Long ¹⁸	Veji ⁴
vs. Stanford	Heyward ²	Wheeler ³	Altamirano ¹³	Conaboy ³⁵	Zeller ²⁰	Dunn ²⁶	Etta-Tawo ¹²	Brown ²⁹	B. Ross ²⁶	Long ¹⁹	Diggs ²⁴

Defense

GAME	Def. End	DT	Def. End	OLB	ILB	ILB	OLB	Cornerback	Safety/DT	Safety	Cornerback
James Madison	Jefferson ¹⁴	Kilgo ²⁴	Monroe ⁹	Robinson ²⁰	Twine ¹²	Goree ²¹	Ngakoue ¹	Likely ¹²	Davis ¹⁶	Nixon ¹⁷	Hill ³
at South Florida	Jefferson ¹⁵	Kilgo ²⁵	Monroe ¹⁰	Robinson ²¹	Farrand ²⁰	Goree ²²	Ngakoue ²	Likely ¹³	Davis ¹⁷	Nixon ¹⁸	Hill ⁴
West Virginia	Jefferson ¹⁶	Kilgo ²⁶	Monroe ¹¹	Robinson ²²	Farrand ²¹	Twine ¹³	Ngakoue ³	Likely ¹⁴	Davis ¹⁸	Nixon ¹⁹	Hill ⁵
at Syracuse	Bowers ²²	Kilgo ²⁷	Monroe ¹²	Brooks ¹	Twine ¹⁴	Goree ²³	Ngakoue ⁴	Likely ¹⁵	Davis ¹⁹	Nixon ²⁰	Hill ⁶
at Indiana	Bowers ²³	Kilgo ²⁸	Monroe ¹³	Brooks ²	Farrand ²²	Goree ²⁴	Ngakoue ⁵	Likely ¹⁶	Davis ²⁰	Nixon ²¹	Johnson ¹⁵
Ohio State	Bowers ²⁴	Kilgo ²⁹	Monroe ¹⁴	Brooks ³	Farrand ²³	Goree ²⁵	Ngakoue ⁶	Likely ¹⁷	Davis ²¹	Nixon ²²	Johnson ¹⁶
Iowa	Bowers ²⁵	Kilgo ³⁰	Monroe ¹⁵	Robinson ²³	Farrand ²⁴	Goree ²⁶	Ngakoue ⁷	Likely ¹⁸	Davis ²²	Nixon ²³	Johnson ¹⁷
at Wisconsin	Bowers ²⁶	Kilgo ³¹	Monroe ¹⁶	Cudjoe-Virgil ²	Farrand ²⁵	Goree ²⁷	Ngakoue ⁸	Likely ¹⁹	Davis ²³	Nixon ²⁴	Johnson ¹⁸
at Penn State	Bowers ²⁷	Kilgo ³²	Monroe ¹⁷	Brooks ⁴	Farrand ²⁶	Goree ²⁸	Ngakoue ⁹	Likely ²⁰	Shaw ¹	Nixon ²⁵	Davis ²⁴
Michigan State	Bowers ²⁸	Kilgo ³³	Monroe ¹⁸	Robinson ²⁴	Farrand ²⁷	Goree ²⁹	Ngakoue ¹⁰	Likely ²¹	Dancel ¹	Nixon ²⁶	Davis ²⁵
at Michigan	Bowers ²⁹	Kilgo ³⁴	Braglio ²	Robinson ²⁵	Farrand ²⁸	Goree ³⁰	Cudjoe-Virgil ³	Likely ²²	Davis ²⁶	Nixon ²⁷	Johnson ¹⁹
Rutgers	Bowers ³⁰	Kilgo ³⁵	Monroe ¹⁹	Twine ¹⁵	Farrand ²⁹	Goree ³¹	Cudjoe-Virgil ⁴	Likely ²³	Davis ²⁷	Nixon ²⁸	Johnson ²⁰
vs. Stanford	Bowers ³¹	Kilgo ³⁶	Monroe ²⁰	Robinson ²⁶	Farrand ³⁰	Goree ³²	Ngakoue ¹¹	Likely ²⁴	Davis ²⁸	Nixon ²⁹	Johnson ²¹



2014 GAME-BY-GAME PARTICIPATION

GRADUATE (1)	JMU	USF	WV	SU	IU	OSU	IA	WI	PSU	MSU	MI	RU	ST
16 C. Brown QB	S	S	S	S	S	S	S	S	S	S	S	S	S
Class Participation	1-1	1-1	1-1	1-1	1-1	1-1	1-1	1-1	1-1	1-1	1-1	1-1	1-1

SENIORS (20)	JMU	USF	WV	SU	IU	OSU	IA	WI	PSU	MSU	MI	RU	ST
6 Long WR	S	S	S	S	S	S	S	S	S	S	S	S	S
14 Johnson DB	x	x	x	x	S	S	S	S	x	x	S	S	S
19 Hendy DB	susp	susp	susp	susp	susp	susp	susp	susp	susp	susp	susp	susp	susp
29 Tart PK/P	x	x	x	x	x	x	x	x	x	x	x	x	x
33 Washington DB	dnp	dnt	dnt	dnt	dnt	dnp	dnp	dnp	dnp	dnp	dnp	dnp	dnp
35 Twine LB	S	x	S	S	dnp	dnp	x	x	x	x	x	S	x
38 Conteh DB	dnp	dnt	dnp	dnt	dnt	dnp	dnp	dnt	dnp	dnp	dnp	dnp	dnp
40 Robinson LB	S	S	S	dnp	dnp	dnp	S	dnp	dnp	S	S	dnp	S
47 Farrand LB	x	S	S	x	S	S	S	S	S	S	S	S	S
49 Cierski FB	x	x	x	x	x	x	x	x	x	x	x	x	x
51 Cudjoe Virgil LB	dnp	dnp	dnp	x	x	x	x	S	x	x	S	S	x
53 Goree LB	S	S	dnp	S	S	S	S	S	S	S	S	S	S
61 Wheeler OL	x	x	x	x	x	x	x	x	x	x	S	S	S
65 Conaboy OL	S	S	S	S	S	S	S	S	S	S	S	S	S
68 Altamirano OL	S	S	S	S	S	S	S	S	S	S	S	S	S
71 Schmitt OL	dnp	dnt	dnp	dnt	dnt	dnp	dnp	dnt	dnp	dnp	dnp	dnp	dnp
77 Myers DL	x	x	x	x	x	x	x	x	x	x	x	x	x
91 Bowers DL	x	x	x	S	S	S	S	S	S	S	S	S	S
93 Monroe DL	S	S	S	S	S	S	S	S	S	S	x	S	S
97 Kilgo DL	S	S	S	S	S	S	S	S	S	S	S	S	S
98 Murphy DL	dnp	dnp	x	dnp	dnp	dnp	dnp	dnp	dnp	dnp	dnp	dnp	x
Class Participation	14-7	14-7	14-7	14-7	14-9	14-9	16-10	15-10	15-8	16-9	16-11	15-12	17-11

JUNIORS (21)	JMU	USF	WV	SU	IU	OSU	IA	WI	PSU	MSU	MI	RU	ST
1 Diggs WR	S	S	S	S	S	S	S	S	S	dnp	dnp	dnp	S
5 Reid RB	x	x	S	x	dnp	dnp	dnp	dnp	dnp	dnp	dnp	dnp	dnp
7 Rowe QB	x	dnp	x	dnp	x	x	dnp	dnt	dnt	dnp	dnp	dnp	dnp
8 L.Jacobs WR	susp	susp	susp	susp	susp	susp	susp	susp	susp	susp	susp	susp	susp
11 Conyers DB	dnp	dnt	dnp	dnt	dnt	dnp	dnp	dnt	dnt	dnp	dnp	dnp	dnp
15 Craddock PK	S	S	S	S	S	S	S	S	S	S	S	S	S
18 Renfro P	S	S	S	S	S	S	S	S	S	S	S	S	S
20 Nixon DB	S	S	S	S	S	S	S	S	S	S	S	S	S
21 Davis DB	S	S	S	S	S	S	S	S	S	S	S	S	S
22 Dancel DB	x	x	x	x	x	dnp	dnp	dnt	x	S	x	x	x
26 Clark DB	dnp	dnt	dnp	dnt	dnp	x	dnp	dnp	dnp	dnp	x	x	x
27 Hill DB	S	S	S	S	dnt	dnp	dnp	dnt	dnt	dnp	dnt	dnp	dnp
37 Thompson LB	x	x	x	x	x	x	x	x	x	x	x	x	x
45 B.Ross RB	S	S	x	S	S	S	S	S	S	x	x	x	S
50 Mulrooney OL	dnp	dnt	dnp	dnp	dnp	dnp	dnp	x	dnp	dnp	dnp	dnp	dnp
55 Doyle OL	S	S	S	S	S	S	S	S	S	S	x	x	x
60 Grommer OL	x	dnp	dnp	dnp	dnp	dnp	dnp	dnp	dnp	dnp	dnp	dnp	dnp
66 Zeller OL	S	S	S	S	S	S	S	S	S	S	S	S	S
80 Adams WR	dnp	dnt	dnp	dnt	dnp	dnp	dnp	dnp	dnp	x	x	x	x
82 Leak WR	x	S	S	S	S	S	S	x	x	x	x	S	x
99 Jefferson DL	S	S	S	dnp	dnt	dnp	dnp	dnt	dnt	dnp	dnt	dnp	dnp
Class Participation	16-10	14-11	15-11	13-10	12-9	12-9	10-9	10-8	11-8	11-7	12-5	11-6	13-7

R-SOPHOMORES (3)	JMU	USF	WV	SU	IU	OSU	IA	WI	PSU	MSU	MI	RU	ST
3 Barry-Pollock DB	dnp	dnt	dnp	dnt	dnt	dnp	dnp	dnt	dnt	dnt	dnt	dnp	dnp
11 Hills QB	dnp	dnp	dnp	x	x	dnp	x	dnp	dnp	dnp	dnp	dnp	dnp
49 Franco DL	dnp	dnt	dnp	dnt	dnt	dnp	dnp	dnt	dnt	dnt	dnt	dnp	dnp
Class Participation	0-0	0-0	0-0	1-0	1-0	0-0	1-0	0-0	0-0	0-0	0-0	0-0	0-0

SOPHOMORES (21)	JMU	USF	WV	SU	IU	OSU	IA	WI	PSU	MSU	MI	RU	ST
4 W. Brown RB	x	x	dnp	x	x	x	x	x	x	S	S	S	x
4 Likely DB	S	S	S	S	S	S	S	S	S	S	S	S	S
7 Ngakoue LB	S	S	S	S	S	S	S	S	S	S	S	x	x
13 Lane WR	x	dnp	dnp	dnp	dnp	dnp	dnp	dnp	dnp	dnp	dnp	dnp	dnp
29 Riddle RB	x	x	x	x	x	x	x	dnp	x	x	x	x	x
30 Goins FB	x	S	x	x	x	x	S	S	x	x	S	x	x
32 J. Ross DB	x	x	dnp	x	x	x	x	x	x	x	x	x	x
33 Stefanelli FB	dnp	dnp	dnp	dnt	dnt	dnp	dnp	dnt	dnp	dnt	dnp	dnt	dnp
34 Vei WR	x	x	x	x	x	x	x	x	S	S	S	S	x
39 Walker LB	x	dnp	x	dnt	dnt	dnp	dnp	dnt	dnt	dnp	dnt	dnp	dnp
42 Dean LB	x	dnp	dnp	dnp	dnp	dnp	dnp	x	dnp	dnp	dnp	dnp	dnp
42 Miles RB	dnp	dnt	dnp	dnt	dnt	dnp	dnp	dnt	dnt	dnp	dnt	dnp	dnp
44 Isaacs TE	S	x	S	S	S	dnp	dnp	dnt	dnt	dnp	dnt	dnp	dnp
46 Logan LB	dnp	dnt	dnp	dnt	dnt	dnp	x	x	x	x	x	x	x
59 Carpenter LS	x	x	x	x	x	dnp	dnp	dnt	dnt	x	x	x	x
76 Dunn OL	S	S	S	S	S	S	S	S	S	S	S	S	S
78 Tucker OL	dnp	dnt	dnp	dnt	dnt	dnp	dnp	dnt	dnt	dnp	dnt	dnp	dnp
79 Shelton OL	x	dnp	dnp	dnp	dnp	dnp	dnp	dnp	dnp	dnp	dnp	dnp	dnp
83 Culmer WR	x	x	x	dnp	dnt	x	x	x	dnp	dnp	x	x	x
84 Etta-Jawo WR	x	x	x	x	x	x	x	S	S	S	S	S	S
87 McMahon TE	dnp	dnt	dnp	dnt	dnt	dnp	dnp	dnt	dnt	dnp	dnt	dnp	dnp
88 Gallo TE	x	x	x	x	S	S	x	x	x	x	x	x	x
95 Ukandu DL	dnp	dnt	dnp	dnt	dnt	dnp	x	x	dnt	dnp	dnt	dnp	dnp
Class Participation	17-4	13-4	12-4	12-4	11-4	11-4	12-4	14-5	11-5	12-6	14-7	13-5	13-4

R-FRESHMEN (13)	JMU	USF	WV	SU	IU	OSU	IA	WI	PSU	MSU	MI	RU	ST
2 Cockerille QB	dnp	dnp	x	x	x	x	dnp	dnp	dnp	dnp	dnp	dnp	dnp
2 Collins DB	dnp	dnt	dnp	dnt	dnt	dnp	dnp	dnt	dnt	dnp	dnt	dnp	dnp
3 Greene K	dnp	dnp	dnp	dnp	dnp	dnp	dnp	dnt	dnt	dnp	dnt	dnp	dnp
12 Jacobs WR	x	dnt	dnp	dnt	dnt	dnp	dnp	dnt	dnt	dnp	dnt	dnp	dnp
23 Carter LB	x	x	x	x	x	x	x	x	x	x	x	x	x
24 Ventura DB	dnp	dnt	dnp	dnt	dnt	dnp	dnp	dnp	dnp	dnp	dnt	dnp	dnp
36 Dennah DB	x	x	x	dnp	dnp	dnp	dnp	dnp	dnp	dnp	dnp	dnp	x
43 Brooks LB	x	x	x	S	S	S	x	x	S	x	x	x	dnp
48 Hayward TE	x	dnp	x	x	x	x	x	x	x	S	x	x	dnp
52 Jones DL	x	dnp	dnp	dnp	dnp	dnp	dnp	dnp	dnp	dnp	dnp	dnp	dnp
54 Dulaney OL	dnp	dnt	dnp	dnt	dnt	dnp	dnp	dnt	dnt	dnp	dnt	dnp	dnp
63 Minter OL	x	dnp	dnp	dnp	dnp	dnp	dnp	dnp	dnp	dnp	dnp	dnp	dnp
69 Marchese OL	x	dnt	dnp	dnt	dnt	dnp	dnp	dnp	dnp	dnp	dnp	dnp	dnp
89 Roca TE	dnp	dnt	dnp	dnt	dnt	dnp	dnp	dnt	dnt	dnp	dnt	dnp	dnp
Class Participation	8-0	3-0	5-0	4-1	4-1	4-1	3-0	3-0	2-1	2-1	3-0	3-0	2-0

T-FRESHMEN (20)	JMU	USF	WV	SU	IU	OSU	IA	WI	PSU	MSU	MI	RU	ST
6 Morton RB	dnp	dnp	dnp	dnt	dnt	dnp	dnp	dnt	dnt	dnp	dnt	dnp	dnp
9 Burke LB	dnp	dnp	dnp	dnt	dnt	dnp	dnp	dnt	dnt	dnt	dnt	dnp	dnp
10 Ulmer WR	dnp	dnp	dnp	dnt	dnt	dnp	dnp	dnt	dnt	dnp	dnt	dnp	dnp
17 Woods DB	dnp	dnp	dnp	dnt	dnt	x	x	x	x	x	x	x	x
18 Shrader P	dnp	dnp	dnp	dnp	dnp	dnp	dnp	dnt	dnt	dnp	dnt	dnp	dnp
24 Ezeagwu DB	dnp	x	x	x	x	dnp	dnp	dnt	dnt	dnt	dnt	dnp	dnp
25 Carter DB	dnp	dnp	dnp	dnp	dnp	dnp	x	dnp	dnp	dnp	dnp	dnp	x
31 Egbuaba LB	dnp	dnp	dnp	dnt	dnt	dnp	dnp	dnt	dnt	dnp	dnt	dnp	dnp
41 Aniebonam LB	x	x	x	x	x	x	x	x	x	x	x	x	x
56 Gillespie LB	dnp	dnp	dnp	dnt	dnt	dnp	dnp	dnt	dnt	dnt	dnt	dnp	dnp
58 Prince OL	dnp	dnp	dnp	dnt	dnt	dnp	dnp	dnt	dnt	dnt	dnt	dnp	dnp
56 Adams LS	dnp	dnp	dnp	dnp	dnp	x	x	x	x	x	dnp	dnp	dnp
64 Moore OL	dnp	dnp	dnp	dnp	dnp	dnp	dnt	dnt	dnt	dnt	dnt	dnp	dnp
67 Shaw DL	dnp	dnp	dnp	x	x	x	dnp	dnt	S	dnp	dnp	x	x
70 Christie OL	dnp												

2014 GAME-BY-GAME TEAM STATISTICS

TEAM STATISTICS

Date	Opponent	Rushing				Receiving				Passing				Kick Returns				Punt Returns				Tot Off
		at	pts	td	lg	at	pts	td	lg	comp	at	pts	td	lg	at	pts	td	lg	at	pts	td	
Sep 07	WILLIAM & MARY	33	91	1	11	16	145	0	22	16-24-3	145	0	22	0	0	0	0	3	50	0	23	236
Sep 08	at Temple	48	144	2	21	11	190	2	38	11-21-8	190	2	38	2	47	0	25	3	34	0	27	334
Sep 15	UCONN	40	96	2	19	10	109	1	28	10-24-1	109	1	28	3	98	0	45	5	68	0	31	285
Sep 22	at West Virginia	35	46	0	17	20	305	3	56	20-30-1	305	3	56	4	91	0	28	4	25	0	17	351
Oct 06	WAKE FOREST	43	53	1	11	14	191	1	63	14-25-1	191	1	63	1	0	0	0	4	20	0	17	244
Oct 13	at Virginia	29	-2	1	9	14	237	1	60	14-26-8	237	1	60	4	158	1	100	1	7	0	7	235
Oct 20	NC STATE	54	206	2	29	17	256	0	47	17-27-1	256	0	47	4	72	0	23	2	2	0	3	482
Oct 27	at Boston College	32	97	0	17	23	248	2	66	23-42-3	248	2	66	3	43	0	16	2	11	0	7	337
Nov 03	GEORGIA TECH	44	144	0	15	9	115	2	28	9-18-1	115	2	28	5	133	0	43	1	14	0	14	258
Nov 10	at Clemson	43	138	0	44	6	41	1	17	6-12-8	41	1	17	4	77	0	28	0	0	0	0	188
Nov 17	FLORIDA STATE	34	34	0	23	8	136	2	42	8-19-8	136	2	42	6	182	0	28	1	1	0	1	178
Nov 24	at North Carolina	37	188	2	71	17	216	2	43	17-35-1	216	2	43	4	145	1	95	0	0	0	0	484
Maryland		472	1236	11	71	165	2181	17	66	165-304-12	2181	17	66	40	958	2	100	26	232	0	31	3417
Opponents		445	1552	13	47	205	2498	24	73	205-368-4	2498	24	73	46	961	0	45	37	383	1	72	4042

Games played: 12
 Avg per rush: 2.6
 Avg per catch: 19.2
 Pass efficiency: 125.10
 Kick ret avg: 24.0
 Punt ret avg: 8.5
 All purpose avg/game: 307.7
 Total offense avg/game: 284.8

Date	Opponent	Tackles				Sacks	Fumble	Pass Defense			Int'l	PAT Attempts				off					
		at	pts	total	ff-yds			at	pts	at		pts	at	pts	at		pts				
Sep 07	WILLIAM & MARY	30	50	80	18.0-45	4.0-56	1	1-15	1-4	0	2	0	1-1	0	0	0	0	0	0	0	7
Sep 08	at Temple	39	8	47	7.0-48	3.0-25	2	2-0	1-0	0	2	1	4-4	0	0	1	12	0	0	12	36
Sep 15	UCONN	36	30	66	4.0-18	1.0-9	2	1-0	0-0	0	2	0	3-3	0	0	0	0	0	0	0	21
Sep 22	at West Virginia	51	4	55	9.0-34	2.0-21	0	0-0	0-0	0	3	0	3-3	0	0	0	0	0	0	0	21
Oct 06	WAKE FOREST	33	16	49	7.0-27	3.0-21	1	2-0	0-0	0	11	0	1-2	0	0	0	0	0	0	12	19
Oct 13	at Virginia	40	48	88	18.0-49	5.0-36	1	1-0	1-21	0	4	1	3-3	0	0	0	0	0	0	48	27
Oct 20	NC STATE	35	44	79	5.0-22	2.0-15	0	0-0	0-0	0	9	1	0-1	0	0	0	0	0	0	0	18
Oct 27	at Boston College	46	8	54	9.0-50	5.0-40	2	2-0	0-0	0	5	0	2-2	0	0	0	0	0	0	0	17
Nov 03	GEORGIA TECH	44	32	76	3.0-9	0.0-0	2	2-0	0-0	0	0	1	1-1	0	0	0	0	0	0	24	13
Nov 10	at Clemson	53	22	75	5.0-14	0.0-0	1	3-0	0-0	2	2	0	1-1	0	0	0	0	0	0	28	18
Nov 17	FLORIDA STATE	41	32	73	4.0-13	3.0-11	1	1-28	1-19	0	2	0	2-2	0	0	0	0	0	0	28	14
Nov 24	at North Carolina	58	14	72	4.0-11	0.0-0	1	1-0	0-0	1	7	0	5-5	0	0	0	0	0	0	28	38
Maryland		506	308	814	77.0-326	28.0-213	14	16-43	4-44	3	49	4	26-28	0	0	1	172	0	0	172	241
Opponents		477	330	807	188.0-485	39.0-294	19	18-111	12-89	11	44	0	38-48	0	0	0	364	0	0	364	326

Date	Opponent	Punting		Field Goals					Kickoffs								
		at	pts	at	pts	at	pts	at	pts	at	pts	at	pts				
Sep 07	WILLIAM & MARY	4	212	53.0	0	1	0	2	1	0-1	0	0	2	127	63.5	0	0
Sep 08	at Temple	4	124	31.0	0	0	1	0	1	2-2	45	0	7	441	63.0	0	1
Sep 15	UCONN	7	295	42.1	51	0	1	3	1	0-0	0	0	4	244	61.0	0	0
Sep 22	at West Virginia	6	275	45.8	55	0	1	0	1	0-1	0	0	4	248	62.2	2	0
Oct 06	WAKE FOREST	7	250	35.7	48	0	0	1	0	2-3	52	0	5	308	61.6	3	0
Oct 13	at Virginia	7	258	36.9	42	0	0	2	0	2-3	33	0	6	353	58.8	0	0
Oct 20	NC STATE	8	306	38.3	47	0	1	0	0	2-3	48	0	5	293	58.6	0	0
Oct 27	at Boston College	8	326	40.8	53	0	0	4	1	1-2	28	0	4	235	58.8	0	0
Nov 03	GEORGIA TECH	5	179	35.8	44	0	0	0	0	0-0	0	0	2	128	60.0	0	0
Nov 10	at Clemson	7	259	37.0	43	0	0	1	0	1-1	39	0	3	185	61.7	0	0
Nov 17	FLORIDA STATE	7	303	43.3	52	0	1	2	1	0-0	0	0	3	158	52.7	0	0
Nov 24	at North Carolina	6	206	34.7	44	0	0	3	0	1-1	27	0	7	401	57.3	0	0
Maryland		76	2997	39.4	68	0	5	17	6	11-17	52	0	52	3114	59.9	5	1
Opponents		68	2757	40.5	61	1	3	10	11	16-23	43	2	89	4153	60.2	23	4

2014 GAME-BY-GAME OPPONENT STATISTICS

OPPONENT STATISTICS

Date	Opponent	Rushing				Receiving				Passing				Kick Returns				Punt Returns				Tot Off
		at	pts	at	pts	at	pts	at	pts	at	pts	at	pts	at	pts	at	pts	at	pts			
Sep 01	WILLIAM & MARY	41	104	0	25	10	125	0	31	10-23-1	125	0	31	2	33	0	14	2	12	0	5	228
Sep 08	at Temple	39	52	1	14	7	178	2	62	7-18-1	178	2	62	6	144	0	45	1	0	0	0	238
Sep 15	UCONN	40	153	2	23	11	70	0	19	11-17-0	70	0	19	4	98	0	33	2	60	1	58	223
Sep 22	at West Virginia	25	25	0	8	30	338	3	44	30-43-0	338	3	44	2	37	0	20	3	22	0	17	363
Oct 06	WAKE FOREST	29	71	0	13	13	170	2	73	13-38-0	170	2	73	2	26	0	21	3	35	0	31	241
Oct 13	at Virginia	42	188	0	26	14	214	2	36	14-38-1	214	2	36	6	188	0	23	4	12	0	6	386
Oct 20	NC STATE	26	40	0	7	23	307	2	68	23-47-0	307	2	68	5	94	0	23	6	24	0	7	347
Oct 27	at Boston College	27	4	0	15	21	287	2	38	21-39-0	287	2	38	4	83	0	28	3	109	0	72	295
Nov 03	GEORGIA TECH	56	378	5	41	2	31	0	26	2-4-0	31	0	26	2	36	0	34	4	56	0	23	481
Nov 10	at Clemson	42	135	1	25	23	301	4	48	23-34-0	301	4	48	3	88	0	35	4	25	0	14	436
Nov 17	FLORIDA STATE	41	237	3	47	19	188	2	30	19-26-1	188	2	30	3	54	0	32	4	16	0	7	397
Nov 24	at North Carolina	37	149	1	42	28	305	5	50	28-40-0	305	5	50	7	188	0	34	1	12	0	12	494
Opponents		445	1552	13	47	205	2498	24	73	205-368-4	2498	24	73	46	961	0	45	37	383	1	72	4042
Maryland		472	1236	11	71	165	2141	17	66	165-304-12	2141	17	66	40	959	2	100	26	232	0	31	3417

Games played: 12
 Avg per rush: 3.5
 Avg per catch: 12.1
 Pass efficiency: 131.89
 Kick ret avg: 28.9
 Punt ret avg: 18.4
 All purpose avg/game: 454.6
 Total offense avg/game: 336.8

Date	Opponent	Tackles				Sacks	Fumble		Pass Defense			Int	PAT Attempts	kick	kick	kick	kick	kick	kick	kick	kick	kick	kick
		at	pts	at	pts		at	pts	at	pts	at												
Sep 01	WILLIAM & MARY	30	40	70	4.0-14	0.0-0	1	1-0	3-32	0	3	0	0-0	0	0	0	0	0	0	0	24	6	
Sep 08	at Temple	50	12	62	9.0-48	4.0-37	3	4-0	0-0	0	3	0	3-3	0	0	0	0	0	0	0	68	27	
Sep 15	UCONN	57	34	71	11.0-58	6.0-34	1	1-0	1-0	0	7	0	3-3	0	0	0	0	0	0	12	24		
Sep 22	at West Virginia	46	22	68	18.0-58	5.0-43	4	2-67	1-1	0	3	0	4-4	0	0	0	0	0	0	56	31		
Oct 06	WAKE FOREST	44	22	66	18.0-42	3.0-26	2	2-0	1-0	1	4	0	2-2	0	0	0	0	0	0	28	14		
Oct 13	at Virginia	23	34	57	11.0-39	2.0-19	1	1-0	0-0	0	2	0	2-2	0	0	0	0	0	0	12	28		
Oct 20	NC STATE	49	48	97	18.0-46	6.0-36	1	1-0	1-27	0	4	0	2-2	0	0	0	0	0	0	0	28		
Oct 27	at Boston College	42	26	68	9.0-26	1.0-8	0	0-0	3-8	0	6	0	2-2	0	0	0	0	0	0	12	28		
Nov 03	GEORGIA TECH	46	22	68	9.0-39	4.0-32	2	1-0	1-1	0	3	0	3-5	0	0	0	0	0	0	28	33		
Nov 10	at Clemson	38	28	66	9.0-32	2.0-21	2	3-16	0-0	1	1	0	6-6	0	0	0	0	0	0	56	45		
Nov 17	FLORIDA STATE	31	26	57	9.0-38	5.0-46	1	2-0	0-0	0	3	0	5-5	0	0	0	0	0	0	48	41		
Nov 24	at North Carolina	41	16	57	9.0-39	1.0-5	1	0-44	1-0	0	5	0	6-6	0	0	0	0	0	0	28	45		
Opponents		477	330	807	18.0-485	39.0-294	19	18-111	12-89	11	44	0	38-48	0	0	0	0	0	0	364	326		
Maryland		506	308	814	77.0-336	28.0-213	14	16-43	4-44	3	49	4	26-28	0	0	0	0	0	0	172	241		

Date	Opponent	Punting					Field Goals					Kicks						
		at	pts	at	pts	at	pts	at	pts	at	pts	at	pts	at	pts	at	pts	
Sep 01	WILLIAM & MARY	6	243	40.5	53	0	1	0	1	2	2-3	30	0	3	195	65.0	3	0
Sep 08	at Temple	5	239	47.8	61	0	0	0	1	2	2-3	40	1	7	448	64.0	5	0
Sep 15	UCONN	7	312	44.6	57	0	0	0	1	2	1-2	34	0	5	328	64.0	2	0
Sep 22	at West Virginia	7	312	44.6	54	0	0	0	3	2	1-1	37	0	6	351	58.5	0	2
Oct 06	WAKE FOREST	8	294	36.8	47	0	0	0	0	1	0-2	0	0	3	154	51.3	2	0
Oct 13	at Virginia	6	261	43.5	52	0	0	2	1	4	2-3	22	1	5	282	56.4	1	0
Oct 20	NC STATE	9	300	33.3	68	1	0	6	1	3	2-2	43	0	5	303	60.6	1	0
Oct 27	at Boston College	7	277	39.6	51	0	0	0	1	0	2-2	36	0	5	308	61.6	2	0
Nov 03	GEORGIA TECH	2	76	38.0	48	0	0	0	0	0	0-0	0	0	6	364	60.7	1	0
Nov 10	at Clemson	3	113	37.7	42	0	0	0	0	1	1-2	22	0	4	308	63.5	4	0
Nov 17	FLORIDA STATE	3	105	35.3	39	0	0	1	0	1	2-2	40	0	4	497	62.1	1	1
Nov 24	at North Carolina	5	224	44.8	58	0	2	1	2	2	1-1	22	0	4	423	52.9	1	1
Opponents		68	2757	40.5	61	1	3	10	11	20	16-23	43	2	69	4153	60.2	23	4
Maryland		76	2997	39.4	68	0	5	17	6	15	11-17	52	0	52	3114	59.9	5	1

2014 MARYLAND OFFENSIVE GAME-BY-GAME

Rushing

Att-Yds / TD	#1 Diggs	#4 W.Brown	#5 Reid	#6 Long	#7 Rowe	#16 C.J.Brown	#30 Goins	#34 Veii	#45 B.Ross
James Madison	-	13-84 / 0	5-24 / 1	-	5-9 / 0	7-61 / 3	3-31 / 0	-	16-86 / 1
at South Florida	-	13-61 / 0	8-34 / 0	-	dnp	10-3 / 0	1-4 / 0	-	6-25 / 0
West Virginia	-	dnp	3-4 / 0	-	0-0 / 0	18-161 / 1	1-5 / 0	-	4-6 / 0
at Syracuse	1-12 / 0	2-5 / 0	0-0 / 0	-	dnp	14-25 / 0	2-2 / 0	8-42 / 1	6-6 / 0
at Indiana	-	15-41 / 0	dnp	1-9 / 0	4-11 / 0	7-29 / 1	2-6 / 0	1-2 / 0	6-61 / 0
Ohio State	-	2-8 / 0	dnp	-	4-9 / 0	8-3 / 0	1-3 / 0	1-11 / 0	8-38 / 0
Iowa	2-12 / 0	8-19 / 2	dnp	-	dnp	21-99 / 0	-	2-33 / 1	9-35 / 0
at Wisconsin	2-4 / 0	5-22 / 0	dnp	-	dnt	13-14 / 0	1-0 / 0	-	7-6 / 0
at Penn State	-	10-24 / 0	dnp	-	dnt	13-4 / 0	1-3 / 0	1-2 / 0	4-1 / 0
Michigan State	dnp	9-5 / 0	dnp	-	dnp	6-5 / 0	-	1-1 / 0	1-5 / 0
at Michigan	dnp	11-39 / 1	dnp	-	dnt	18-87 / 1	-	3-5 / 0	3-16 / 0
Rutgers	dnp	9-42 / 0	dnp	-	dnp	13-108 / 2	2-18 / 0	1-6 / 0	10-108 / 2
vs. Stanford	-	8-32 / 0	dnp	-	dnp	13-(-30) / 1	-	-	8-32 / 0

Receiving

Rec-Yds / TD	#1 Diggs	#4 W.Brown	#5 Reid	#6 Long	#30 Goins	#34 Veii	#44 Isaacs	#45 Ross	#48 Heyward
James Madison	5-53 / 0	2-27 / 0	2-17 / 0	2-48 / 1	2-0 / 1	1-4 / 0	-	1-15 / 0	-
at South Florida	7-50 / 0	0-0 / 0	1-12 / 0	4-42 / 0	1-17 / 0	-	-	1-8 / 0	-
West Virginia	5-127 / 1	dnp	3-22 / 0	4-39 / 0	-	1-26 / 0	1-0 / 0	5-50 / 0	-
at Syracuse	6-56 / 0	1-7 / 0	0-0 / 0	1-13 / 0	0-0 / 0	0-0 / 0	1-3 / 0	2-97 / 1	-
at Indiana	6-112 / 1	2-50 / 0	dnp	10-108 / 0	1-16 / 0	0-0 / 0	dnt	1-36 / 1	-
Ohio State	7-52 / 1	3-15 / 0	dnp	6-57 / 0	0-0 / 0	4-78 / 0	dnp	0-0 / 0	-
Iowa	9-130 / 1	1-4 / 0	dnp	-	2-12 / 0	-	dnp	-	-
at Wisconsin	1-21 / 1	2-12 / 0	dnp	6-59 / 0	-	-	dnt	1-4 / 0	1-27 / 0
at Penn State	6-53 / 0	1-13 / 0	dnp	2-23 / 0	-	-	dnt	4-1 / 0	-
Michigan State	dnp	4-12 / 0	dnp	4-61 / 0	1-9 / 0	4-45 / 0	dnp	-	dnp
at Michigan	dnp	1-17 / 0	dnp	4-39 / 0	-	3-45 / 0	dnt	-	1--2 / 0
Rutgers	dnp	3-27 / 0	dnp	7-65 / 1	-	3-32 / 0	dnp	-	-
vs. Stanford	10-138 / 0	1-14 / 0	dnp	2-21 / 0	-	-	dnp	-	dnp

Rec-Yds / TD	#80 Adams	#81 Winfree	#82 Leak	#83 Culmer	#84 Etta-Tawo	#88 Gallo
James Madison	dnp	dnp	2-17 / 0	1-5 / 0	-	-
at South Florida	dnp	dnp	3-72 / 2	-	-	-
West Virginia	dnp	dnp	2-20 / 0	-	-	-
at Syracuse	dnp	0-0 / 0	4-93 / 1	dnp	-	1-11 / 0
at Indiana	dnp	1-30 / 1	1-9 / 0	dnp	-	-
Ohio State	dnp	0-0 / 0	4-42 / 0	-	-	-
Iowa	dnp	2-14 / 0	-	-	3-46 / 0	-
at Wisconsin	dnp	2-14 / 0	-	dnp	-	-
at Penn State	dnp	1-6 / 0	2-23 / 0	dnp	2-31 / 0	1-2 / 1
Michigan State	2-39 / 1	4-80 / 1	-	dnp	1-11 / 0	-
at Michigan	-	dnt	2-21 / 0	-	2-45 / 0	-
Rutgers	-	dnp	-	-	1-71 / 1	-
vs. Stanford	-	1-14 / 0	-	-	1-18 / 0	-

Passing

C-A-I / Yds / TD	#7 Rowe	#16 Brown	#11 Hills
FIU	7-11-1 / 75 / 1	11-24-0 / 111 / 1	dnp
at South Florida	dnp	17-28-2 / 201 / 2	dnp
West Virginia	2-3-0 / 43 / 1	19-35-1 / 241 / 1	dnp
at Syracuse	dnp	16-26-0 / 280 / 2	dnp
at Indiana	12-18-0 / 198 / 2	10-15-0 / 163 / 1	dnp
Ohio State	13-22-3 / 173 / 1	11-18-1 / 71 / 0	dnp
Iowa	dnp	12-23-2 / 120 / 0	5-10-0 / 86 / 1
at Wisconsin	dnt	13-29-0 / 129 / 1	dnp
at Penn State	dnt	18-38-0 / 161 / 1	dnp
Michigan State	dnp	20-43-3 / 246 / 2	dnp
at Michigan	dnt	13-24-0 / 165 / 0	dnp
Rutgers	dnp	14-24 / 195 / 2	dnp
vs. Stanford	dnp	15-27-1 / 205 / 0	dnp

Punting

No-Avg / In20	#18 Renfro
James Madison	6-34.5 / 5
at South Florida	4-47.0 / 0
West Virginia	7-47.9 / 3
at Syracuse	7-44.7 / 3
at Indiana	4-39.5 / 2
Ohio State	6-36.2 / 0
Iowa	9-37.8 / 1
at Wisconsin	8-42.2 / 1
at Penn State	11-44.3 / 3
Michigan State	8-37.2 / 2
at Michigan	4-38.5 / 0
Rutgers	3-42.0 / 1
vs. Stanford	6-47.3 / 0

Field Goals

Made, Missed	#15 Craddock
James Madison	49g
at South Florida	23g
West Virginia	30g, 41g, 46g
at Syracuse	31g, 44g
at Indiana	28g, 30g, 48g
Ohio State	57g
Iowa	41g
at Wisconsin	-
at Penn State	25g, 43g
Michigan State	-
at Michigan	39g, 41g, 21g
Rutgers	50g, 54m
vs. Stanford	-

2014 MARYLAND DEFENSIVE GAME-BY-GAME

UT-AT-TT / Sacks	#4 Likely	#7 Ngakoue	#14 J.Johnson	#20 Nixon	#21 Davis	#23 J.Carter	#27 Hill	#35 Twine
James Madison	4-0-4 / 1.0	2-3-5 / 0.0	1-0-1 / 0.0	0-2-2 / 0.0	8-2-10 / 0.0	3-0-3 / 0.0	2-0-2 / 0.0	3-4-7 / 0.0
at South Florida	5-1-6 / 0.0	3-0-3 / 1.0	1-0-1 / 0.0	1-1-2 / 0.0	3-3-6 / 0.0	0-0-0 / 0.0	2-0-2 / 0.0	4-0-4 / 0.0
West Virginia	7-1-8 / 0.0	4-0-4 / 0.0	3-1-4 / 0.0	3-5-8 / 0.0	8-5-13 / 0.0	5-1-6 / 0.0	2-3-5 / 0.0	8-1-9 / 0.0
at Syracuse	9-0-9 / 0.0	2-1-3 / 0.0	3-0-3 / 0.0	2-1-3 / 0.0	8-1-9 / 0.0	3-1-4 / 0.0	2-2-4 / 0.0	4-0-4 / 0.0
at Indiana	5-0-5 / 0.0	2-0-2 / 1.0	1-1-2 / 0.0	4-1-5 / 0.0	3-1-4 / 0.0	1-2-3 / 0.0	dnp	dnp
Ohio State	6-4-10 / 0.0	1-1-2 / 1.0	3-2-5 / 0.0	1-2-3 / 0.0	7-7-14 / 0.0	0-0-0 / 0.0	dnp	dnp
Iowa	4-0-4 / 0.0	6-1-7 / 1.0	3-0-3 / 0.0	4-1-5 / 0.0	1-1-2 / 0.0	0-0-0 / 0.0	dnp	3-1-4 / 0.0
at Wisconsin	2-3-5 / 0.0	0-2-2 / 0.5	6-1-7 / 0.0	3-3-6 / 0.0	14-3-17 / 0.0	2-1-3 / 0.0	dnt	-
at Penn State	4-0-4 / 0.0	2-1-3 / 1.0	-	2-1-3 / 0.0	10-1-11 / 0.0	2-0-2 / 0.0	dnt	0-1-1 / 0.0
Michigan State	1-2-3 / 0.0	1-0-1 / 0.0	0-2-2 / 0.0	2-2-4 / 0.0	7-1-8 / 0.0	0-1-1 / 0.0	dnp	1-0-1 / 0.0
at Michigan	6-0-6 / 0.0	0-1-1 / 0.5	4-0-4 / 0.0	4-3-7 / 0.5	2-4-6 / 0.0	1-1-2 / 0.0	dnt	0-1-1 / 0.0
Rutgers	7-5-12 / 0.0	2-0-2 / 0.0	6-2-8 / 0.0	4-2-6 / 0.0	5-3-8 / 1.0	-	dnp	3-0-3 / 0.0
vs. Stanford	6-1-7 / 0.0	1-1-2 / 0.0	3-0 / 0.0	7-1-8 / 0.0	4-3-7 / 0.0	1-2-3 / 0.0	dnp	0-1-1 / 0.0

UT-AT-TT / Sacks	#39 C.Walker	#40 Robinson	#41 Aniebonam	#43 Brooks	#47 Farrand	#53 Goree	#77 Myers	#90 Braglio
James Madison	3-1-4 / 0.0	3-3-6 / 0.0	0-1-1 / 0.0	0-2-2 / 0.0	0-1-1 / 0.0	7-7-14 / 0.0	2-3-5 / 0.5	0-1-1 / 0.5
at South Florida	dnp	1-2-3 / 0.0	0-2-0 / 0.0	0-0-0 / 0.0	4-1-5 / 0.0	4-2-6 / 0.0	2-1-3 / 0.0	0-1-0 / 0.0
West Virginia	2-0-2 / 0.0	0-1-1 / 0.0	1-1-2 / 0.0	1-0-1 / 0.0	7-2-9 / 0.0	dnp	3-1-4 / 0.0	1-1-2 / 0.0
at Syracuse	dnp	dnp	0-0-0 / 0.0	4-0-4 / 0.0	0-1-0 / 0.0	7-2-9 / 0.0	0-1-1 / 0.0	1-0-1 / 0.0
at Indiana	dnp	dnp	0-0-0 / 0.0	1-2-3 / 0.0	11-8-19 / 0.0	6-3-9 / 0.0	0-1-1 / 0.0	1-0-1 / 1.0
Ohio State	dnp	dnp	0-1-1 / 0.0	0-1-1 / 0.0	1-12-17 / 0.0	6-8-14 / 0.0	1-0-1 / 0.0	0-0-0 / 0.0
Iowa	dnp	6-1-7 / 0.0	2-1-3 / 0.0	0-0-0 / 0.0	7-4-11 / 0.0	7-1-8 / 0.0	0-0-0 / 0.0	1-0-1 / 1.0
at Wisconsin	dnt	dnp	0-3-3 / 0.5	1-0-1 / 0.0	1-3-4 / 0.0	6-0-6 / 0.0	0-1-1 / 0.0	1-0-1 / 0.0
at Penn State	dnt	dnp	-	5-2-7 / 0.0	1-5-6 / 0.0	4-2-7 / 0.0	0-1-1 / 0.0	-
Michigan State	dnp	6-3-9 / 0.0	-	-	14-3-18 / 0.0	6-0-6 / 0.0	-	-
at Michigan	dnt	2-1-3 / 0.0	1-0-1 / 0.0	0-1-1 / 0.0	6-4-10 / 0.0	3-4-7 / 0.0	1-0-1 / 0.0	1-0-1 / 0.0
Rutgers	dnp	dnp	1-0-1 / 0.0	0-1-0 / 0.0	8-2-12 / 0.0	4-1-5 / 0.0	-	-
vs. Stanford	dnp	3-2-5 / 0.0	-	dnp	6-7-1 / 0.0	5-3-8 / 0.0	-	2-0 / 0.0

UT-AT-TT / Sacks	#91 Bowers	#93 Monroe	#97 Kilgo	#99 Jefferson
James Madison	2-1-3 / 0.0	0-5-5 / 0.0	2-3-5 / 0.0	0-2-0 / 0.0
at South Florida	2-0-2 / 0.0	5-3-8 / 1.0	1-0-1 / 0.0	1-0-1 / 0.0
West Virginia	4-2-6 / 0.0	4-5-9 / 1.0	3-1-4 / 1.0	3-2-5 / 1.0
at Syracuse	3-0-3 / 0.0	3-0-3 / 1.0	2-1-3 / 0.0	dnp
at Indiana	2-1-3 / 0.0	4-2-6 / 0.0	2-0-2 / 0.0	dnp
Ohio State	1-6-7 / 0.0	3-2-5 / 2.0	4-1-5 / 0.0	dnp
Iowa	0-2-2 / 0.0	2-4-6 / 0.5	5-1-6 / 1.0	dnp
at Wisconsin	0-1-1 / 0.0	2-0-2 / 1.0	3-1-4 / 0.0	dnt
at Penn State	4-0-4 / 0.0	6-0-6 / 1.0	1-3-4 / 0.0	dnt
Michigan State	1-0-2 / 0.0	2-0-2 / 1.0	2-1-3 / 0.0	dnp
at Michigan	3-1-4 / 0.0	3-0-3 / 1.0	2-0-2 / 0.0	dnt
Rutgers	-	-	-	dnp
vs. Stanford	0-1-1 / 0.0	4-1-5 / 1.0	2-0-2 / 0.0	dnp

2014 SEASON SUPERLATIVES

INDIVIDUAL MARYLAND GAME HIGHS

Rushes	21	C.J. Brown vs Iowa (Oct 18, 2014)
Yards Rushing	161	C.J. Brown vs West Virginia (Sep 13, 2014)
TD Rushes	3	C.J. Brown vs James Madison (Aug 30, 2014)
Long Rush	75	C.J. Brown vs West Virginia (Sep 13, 2014)
Pass attempts	43	C.J. Brown at Michigan State (Nov 15, 2014)
Pass completions	20	C.J. Brown vs Michigan State (Nov 15, 2014)
Yards Passing	280	C.J. Brown at Syracuse (Sep 20, 2014)
TD Passes	2	C.J. Brown at USF (Sep 6, 2014)
		C.J. Brown at Syracuse (Sep 20, 2014)
		Caleb Rowe at Indiana (Sep 27, 2014)
		C.J. Brown vs. Michigan State (Nov 15, 2014)
		C.J. Brown vs. Rutgers (Nov 29, 2014)
Long Pass	90	C.J. Brown at Syracuse (Sep 20, 2014)
Receptions	10	Deon Long at Indiana (Sep 27, 2014)
		Stefon Diggs vs Stanford (Dec 30, 2014)
Yards Receiving	138	Stefon Diggs vs Stanford (Dec 30, 2014)
TD Receptions	2	Marcus Leak at USF (Sep 6, 2014)
Long Reception	90	Brandon Ross at Syracuse (Sep 20, 2014)
Field Goals	3	Brad Craddock vs West Virginia (Sep 13, 2014)
		Brad Craddock at Indiana (Sep 27, 2014)
		Brad Craddock at Michigan (Nov 22, 2014)
Long Field Goal	57	Brad Craddock vs Ohio State (Oct 4, 2014)
Punts	11	Nathan Renfro at Penn State (Nov 1, 2014)
Punting Avg	47.9	Nathan Renfro vs West Virginia (Sep 13, 2014)
		Nathan Renfro at USF (Sep 6, 2014)
Long Punt	64	Nathan Renfro vs West Virginia (Sep 13, 2014)
Punts inside 20	5	Nathan Renfro vs James Madison (Aug 30, 2014)
Long Punt Return	69	William Likely vs West Virginia (Sep 13, 2014)
Long Kickoff Return	100	William Likely vs Stanford (Dec 30, 2014)
Tackles	18	Cole Farrand at Indiana (Sep 27, 2014)
Sacks	2.0	Andre Monroe vs Ohio State (Oct 4, 2014)
Tackles For Loss	3.0	Yannick Ngakoue vs West Virginia (Sep 13, 2014)
Interceptions	1	Eight times: last Will Likely at Michigan (Nov 22, 2014)

MARYLAND TEAM HIGHS

Rushes	50	vs James Madison (Aug 30, 2014)
Yards Rushing	285	vs James Madison (Aug 30, 2014)
Yards Per Rush	7.8	vs Rutgers (Nov 29, 2014)
TD Rushes	5	vs James Madison (Aug 30, 2014)
Pass attempts	43	vs Michigan State (Nov 15, 2014)
Pass completions	24	vs Ohio State (Oct 4, 2014)
Yards Passing	361	at Indiana (Sep 27, 2014)
Yards Per Pass	17.5	at Syracuse (Sep 20, 2014)
TD Passes	3	at Indiana (Sep 27, 2014)
Total Plays	85	vs James Madison (Aug 30, 2014)
Total Offense	471	vs James Madison (Aug 30, 2014)
Yards Per Play	7.9	vs Rutgers (Nov 29, 2014)
Points	52	vs James Madison (Aug 30, 2014)
Sacks By	5	at Penn State (Nov 1, 2014)
First Downs	30	vs James Madison (Aug 30, 2014)
Penalties	8	at Syracuse (Sep 20, 2014)
		at Indiana (Sep 27, 2014)
Penalty Yards	83	at Indiana (Sep 27, 2014)
Turnovers	6	vs South Florida (Sep 6, 2014)
Interceptions By	2	vs James Madison (Aug 30, 2014)
Punts	11	at Penn State (Nov 1, 2014)
		vs Wisconsin (Oct 25, 2014)
Punting Avg	47.9	vs West Virginia (Sep 13, 2014)
Long Punt	64	vs West Virginia (Sep 13, 2014)
Punts inside 20	5	vs James Madison (Aug 30, 2014)
Long Punt Return	69	vs West Virginia (Sep 13, 2014)

INDIVIDUAL OPPONENT GAME HIGHS

Rushes	24	Ezekiel Elliott, vs Ohio State (Oct 4, 2014)
Yards Rushing	139	Ezekiel Elliott, vs Ohio State (Oct 4, 2014)
TD Rushes	3	Melvin Gordon, at Wisconsin (Oct 25, 2014)
	3	Remound Wright, vs. Stanford (Dec 30, 2014)
Long Rush	60	Tanner McEvoy, at Wisconsin (Oct 25, 2014)
Pass attempts	56	Jake Rudock, vs Iowa (Sep 6, 2014)
Pass completions	37	Clint Trickett, vs West Virginia (Sep 13, 2014)
Yards Passing	511	Clint Trickett, vs West Virginia (Sep 13, 2014)
TD Passes	4	Clint Trickett, vs West Virginia (Sep 13, 2014)
		J.T. Barrett, vs Ohio State (Oct 4, 2014)
		Gary Nova, vs Rutgers (Nov 29, 2014)
Long Pass	62	Connor Cook, vs Michigan State (Nov 15, 2014)
Receptions	13	Kevin White, vs West Virginia (Sep 13, 2014)
Yards Receiving	216	Kevin White, vs West Virginia (Sep 13, 2014)
TD Receptions	2	Mario Alford, vs West Virginia (Sep 13, 2014)
		Leonte Carroo, vs Rutgers (Nov 29, 2014)
		Andre Patton, vs Rutgers (Nov 29, 2014)
		Devon Cajuste, vs Stanford (Dec 30, 2014)
Long Reception	62	Keith Mumphery, vs Michigan State (Nov 15, 2014)
Field Goals	4	Sam Ficken, at Penn State (Nov 1, 2014)
Long Field Goal	58	Griffin Oakes, at Indiana (Sep 27, 2014)
Punts	10	Gunnar Kane, vs James Madison (Aug 30, 2014)
Punting Avg	52.0	Bart Houston, at Wisconsin (Oct 25, 2014)
Long Punt	69	Cameron Johnston, vs Ohio State (Oct 4, 2014)
Punts inside 20	4	Connor Kombrath vs Iowa (Sep 6, 2014)
Long Punt Return	32	Dontre Wilson, vs Ohio State (Oct 4, 2014)
Long Kickoff Return	71	Janarion Grant, vs Rutgers (Nov 29, 2014)
Tackles	14	Joe Bolden, at Michigan (Nov 22, 2014)
	14	Jake Ryan, at Michigan (Nov 22, 2014)
Sacks	2.5	Drew Ott, vs Iowa (Sep 6, 2014)
Tackles For Loss	2.5	Nick Kwiatkoski, vs West Virginia (Sep 13, 2014)
Interceptions	1	14 times, last: Kyle Olugbode vs Stanford (Dec 30, 2014)

OPPONENT TEAM HIGHS

Rushes	59	vs West Virginia (Sep 13, 2014)
Yards Rushing	370	at Syracuse (Sep 20, 2014)
Yards Per Rush	7.3	at Syracuse (Sep 20, 2014)
TD Rushes	5	at Wisconsin (Oct 25, 2014)
Pass attempts	56	vs Iowa (Sep 6, 2014)
Pass completions	37	vs West Virginia (Sep 13, 2014)
Yards Passing	511	vs West Virginia (Sep 13, 2014)
Yards Per Pass	13.9	vs Ohio State (Oct 4, 2014)
TD Passes	4	vs West Virginia (Sep 13, 2014)
		vs Ohio State (Oct 4, 2014)
		vs Rutgers (Nov 29, 2014)
Total Plays	108	vs West Virginia (Sep 13, 2014)
Total Offense	694	vs West Virginia (Sep 13, 2014)
Yards Per Play	7.5	at Syracuse (Sep 20, 2014)
Points	52	vs Ohio State (Oct 4, 2014)
		at Wisconsin (Oct 25, 2014)
Sacks By	6	at Penn State (Nov 1, 2014)
	6	vs Stanford (Dec 30, 2014)
First Downs	33	vs West Virginia (Sep 13, 2014)
Penalties	10	vs Michigan State (Nov 15, 2014)
Penalty Yards	102	vs James Madison (Aug 30, 2014)
Turnovers	4	vs West Virginia (Sep 13, 2014)
	4	at Penn State (Nov 1, 2014)
Interceptions By	4	vs Ohio State (Oct 4, 2014)
Punts	10	vs James Madison (Aug 30, 2014)
Punting Avg	51.0	vs Ohio State (Oct 4, 2014)
Long Punt	69	vs Ohio State (Oct 4, 2014)
Punts inside 20	5	vs Iowa (Sep 6, 2014)
Long Punt Return	32	vs Ohio State (Oct 4, 2014)

GAME 1 RECAP: JAMES MADISON TERPS ROUT JMU 52-7 IN 2014 SEASON OPENER

COLLEGE PARK, Md. - C.J. Brown accounted for 172 total yards and four touchdowns to lead the University of Maryland football team to a 52-7 rout of James Madison in the Terps' 2014 season opener.

Brown scored on runs of 11, eight and two yards in the first half to help the Terps build a 24-0 lead going into halftime.

Brandon Ross opened the scoring in the third quarter with an impressive 8-yard run before Brown capped his day with a 41-yard touchdown strike to Deon Long.

Kenneth Goins Jr. and Albert Reid capped the Terrapins' scoring efforts with touchdown runs of two and 12 yards, respectively.

Ross led the Terps with 86 rushing yards on 16 carries, while Wes Brown had 81 yards on 13 carries.

Stefon Diggs was Maryland's leading receiver with five catches for 53 yards and thrilled the 45,080 at Capital One Field at Byrd Stadium with a 59-yard kickoff return. Diggs led all players with 112 all-purpose yards.

James Madison's lone score came early in the third quarter when the Dukes turned a Maryland turnover into a short field. That 27-yard drive was finished off by a 1-yard plunge by John Miller.

The Terrapin defense was led by L.A. Goree, who totaled 14 tackles, including seven solo efforts. Sean Davis also turned in a double-digit tackle day with 10, including eight solos.

Anthony Nixon and Jeremiah Johnson had interceptions for the Terps, with Johnson's coming in the end zone as the first half clock came to a close.

William Likely also had a big day for Maryland with four solo tackles, including a sack for 15 yards, a pass break-up and one punt return for 35 yards.

Brad Craddock connected on his only field goal attempt of the day, a 49-yarder in the first quarter. He also converted all seven extra-point attempts and had seven of his nine kickoffs result in touchbacks.

The Dukes were led by quarterback Vad Lee, who had 141 passing yards and 27 rushing yards. Khalid Abdullah finished the game with 67 yards on 20 carries for JMU.

Maryland returns to action on Saturday, Sept. 6 when the Terps hit the road for the first time in 2014 at South Florida. Kickoff for the Terrapins and Bulls is set for 3:30



Quarterback **C.J. Brown** accounted for four touchdowns against the Dukes.

p.m. at Raymond James Stadium. The game will be televised on the CBS Sports Network.

GAME STATS

JAMES MADISON							7
MARYLAND							52
Aug. 30, 2014 at Capital One Field at Byrd Stadium (45,080)							
SCORING	1	2	3	4	-	F	
James Madison	0	0	0	7	-	7	
Maryland	17	7	21	7	-	52	

SCORING SUMMARY

First Quarter
 MD - C.J. Brown 11 run (Craddock kick), 11:43
 MD - C.J. Brown 8 run (Craddock kick), 8:48
 MD - FG Brad Craddock 49, 1:57
Second Quarter
 MD - C.J. Brown 2 run (Craddock kick), 6:46
Third Quarter
 MD - Brandon Ross 8 run (Craddock kick), 12:20
 MD - Deon Long 41 pass fr C.J. Brown (Craddock kick), 7:55
 MD - Kenneth Goins 2 pass fr Caleb Rowe (Craddock kick), 0:10
Fourth Quarter
 JMU - John Miller 1 run (Arnone, C. kick), 10:56
 MD - Albert Reid 12 run (Craddock kick), 4:01

TEAM STATISTICS

	JMU	MD
First Downs	16	30
Rushes-Yards	44-161	50-285
Comp-Att-Int	16-37-2	18-35-1
Passing Yards	141	186
Total Offense Plays-Yards	81-302	85-471
Fumble Returns-Yards	0-0	0-0
Punt Returns-Yards	1-1	1-35
Interception Returns-Yards	1-12	2-2
Punts-Average	10-33.5	6-34.3
Fumbles-Lost	0-0	0-0
Penalties-Yards	9-102	5-35
Third-Down Conversions	4-19	9-18
Fourth-Down Conversions	3-4	2-2
Red-Zone Scores-Chances	1-2	6-6
Sacks By-Yards Lost	0-0	2-21
Time of Possession	26:10	33:50

INDIVIDUAL STATISTICS

RUSHING - Maryland: Brandon Ross 16-86-1, Wes Brown 13-81, C.J. Brown 7-61-3, Kenneth Goins 3-31, Albert Reid 5-23-1, Caleb Rowe 5-5, Team 1-minus 2; JMU: Khalid Abdullah 20-67, Alden Hill 8-36, John Miller 6-29-1, Vad Lee 8-27, Sean Tapley 1-1, Juan Latney 1-1.

PASSING - Maryland: C.J. Brown 11-24-0-111-1, Caleb Rowe 7-11-1-75-1; JMU: Vad Lee 16-37-2-141-0.

RECEIVING - Maryland: Stefon Diggs 5-53, Deon Long 2-48-1, Wes Brown 2-27, Marcus Leak 2-17, Albert Reid 2-17, Brandon Ross 1-15, Malcolm Culmer 1-5, Jacquille Veii 1-4, Kenneth Goins 2-0-1; JMU: Sean Tapley 3-62, Brandon Ravenel 4-31, Andre Coble 3-16, Deane Cheatham 2-12, Khalid Abdullah 2-8, Alden Hill 1-7, Daniel Brown 1-5.

TACKLES - Maryland: L.A. Goree 7-7-14, Sean Davis 8-2-10, Alex Twine 3-4-7, Matt Robinson 3-3-6, Spencer Myers 2-3-5, Yannick Ngakoue 2-3-5, Darius Kilgo 2-3-5, Andre Monroe 0-5-5; JMU: Aaron Peak 9-0-9, Kyre Hawkins 8-1-9, Dean Marlowe 7-2-9, Sage Harold 5-1-6, Taylor Reynolds 4-2-6.

GAME 2 RECAP: USF

TERPS SCORE 10 UNANSWERED POINTS IN 4TH TO TOP USF

TAMPA, Fla. - C.J. Brown threw for two touchdowns and Avery Thompson recovered a blocked punt in the end zone for a fourth-quarter TD that helped Maryland beat South Florida 24-17 on Saturday.

Marcus Leak scored on receptions of 10 and 44 yards for the Terrapins (2-0), who overcame six turnovers, including a pair of interceptions that stopped promising drives.

Thompson's TD put Maryland ahead for good with 12:25 remaining. Brad Craddock's 23-yard field goal made 24-17, and cornerback Alvin Hill's late interception helped the Terrapins put it away.

USF (1-1) lost quarterback Mike White with an arm injury on the first play of the game. Backup Steven Bench scored on a 17-yard run and linebacker Auggie Sanchez scored on a 21-yard fumble return for the Bulls, who led 17-14 at halftime.

Maryland's defense limited Marlon Mack, who began the day as the nation's leading rusher, to 73 yards on 22 carries.

Mack ran for 275 yards and four TDs, helping USF overcome an early 11-point deficit to beat Western Carolina in the Bulls opener. The true freshman who scored on runs of 62, 60 and 56 yards in the opener found the going much tougher against a defensive front primed to slow down the 6-foot, 195-pound blend of power and speed.

The USF running back had a couple of nice runs for 15 and 19 yards, but averaged just 3.3 yards per carry after gaining nearly 12 per attempt in his debut last week.

Brown threw for 111 yards, no touchdowns and one interception in Maryland's season-opening rout of James Madison. He was much more effective Saturday, completing 17 of 28 passes for 201 yards. He also was intercepted on the Terps' opening series, the first of four first-half turnovers that threatened his team's chances of winning, and threw a third-quarter pick that stopped a drive deep in USF territory.

USF lost White when he was hit after throwing 12 yards to Sean Price on the first play of the game. Bench started two games and appeared in seven overall a year ago, but didn't play nearly as well as he did Saturday in guiding the Bulls to his touchdown and a 35-yard field goal that put the Bulls up 17-14.

Bench finished 14 of 36 for 162 yards. He was sacked twice and threw the late interception that helped



Junior wide receiver **Marcus Leak** got Maryland on the board with a 10-yard TD reception.

Maryland stay in control in the closing minutes.

Stefon Diggs had seven receptions for 50 yards for the Terrapins. Leak had three receptions for a team-leading 72 yards.

GAME STATS

MARYLAND						24
USF						17
Sept. 6, 2014 at Raymond James Stadium (28,915)						
SCORING	1	2	3	4	-	F
MARYLAND	14	0	0	10	-	24
USF	7	10	0	0	-	17

SCORING SUMMARY

First Quarter

MD - Marcus Leak 10 pass fr. C.J. Brown (Craddock kick), 7:02
 USF - Auggie Sanchez 21 fumble recovery (Kloss kick), 4:04
 MD - Marcus Leak 44 pass fr. C.J. Brown (Craddock kick), 2:38

Second Quarter

USF - Steven Bench 15 run (Kloss kick), 11:27
 USF - FG Marvin Kloss 35, 0:00

Fourth Quarter

MD - Avery Thompson 0 blocked punt return (Craddock kick), 12:25
 MD - FG Brad Craddock 23, 5:16

TEAM STATISTICS

	MD	USF
First Downs	17	16
Rushes-Yards	40-116	37-83
Comp-Att-Int	17-28-2	15-37-1
Passing Yards	201	174
Total Offense Plays-Yards	68-317	74-257
Fumble Returns-Yards	0-0	1-21
Punt Returns-Yards	5-98	1-22
Interception Returns-Yards	1-0	2-0
Punts-Average	4-47.0	8-39.0
Fumbles-Lost	7-4	0-0
Penalties-Yards	4-35	6-39
Third-Down Conversions	8-14	9-21
Fourth-Down Conversions	0-0	0-2
Red-Zone Scores-Chances	2-4	2-3
Sacks By-Yards Lost	2-13	3-22
Time of Possession	27:07	32:53

INDIVIDUAL STATISTICS

RUSHING - Maryland: Wes Brown 13-61, Albert Reid 8-34, Brandon Ross 6-25, Kenneth Goins 1-4, C.J. Brown 10-minus 3, TEAM 2-minus 5; USF: Marlon Mack 22-73, Rodney Adams 1-11, Steven Bench 5-9, D'Erne Johnson 3-4, Darius Tice 5-3, TEAM 1-minus 17.

PASSING - Maryland: C.J. Brown 17-28-2-201-2; USF: Steven Bench 14-36-1-162, Mike White 1-1-0-12.

RECEIVING - Maryland: Marcus Leak 3-72-2, Stefon Diggs 7-50, Deon Long 4-42, Kenneth Goins 1-17, Albert Reid 1-12, Brandon Ross 1-8; USF: Mike McFarland 4-55, Rodney Adams 3-49, Deonte Welch 4-43, Sean Price 2-17, Marlon Mack 1-7, Darius Tice 1-3.

TACKLES - Maryland: Andre Monroe 5-3-8, William Likely 5-1-6, L.A. Goree 4-2-6, Sean Davis 3-3-6, Cole Farrand 4-1-5; USF: Nigel Harris 8-1-9, Jamie Byrd 6-0-6, Nate Godwin 5-0-5, Todd Chandler 2-3-5, Eric Lee 2-3-5.

GAME 3 RECAP: WEST VIRGINIA

LAST-SECOND FIELD GOAL LIFTS WVU OVER MARYLAND

COLLEGE PARK, Md. - Senior quarterback C.J. Brown passed for 241 yards with a touchdown and rushed for 161 more, including a 75-yard TD run, but that wasn't enough for the University of Maryland football team to overcome West Virginia, which kicked a 47-yard field goal as time expired, in a 40-37 shootout.

Mountaineer quarterback Clint Trickett passed for 511 yards and four touchdowns, and West Virginia gave away a 22-point lead before Josh Lambert kicked a 47-yard field goal as time expired to give the Mountaineers a 40-37 victory over Maryland on Saturday.

West Virginia (2-1) let a 28-6 lead dwindle to 28-27 in the third quarter, then gave away a 10-point advantage in the fourth quarter before Trickett directed a 65-yard drive to set up Lambert's game-winning kick.

Trailing 37-27 heading into the fourth quarter, Maryland closed the gap on a 30-yard field goal by Brad Craddock and a 69-yard punt return for a score by Will Likely.

West Virginia was driving late in the fourth quarter and were setup for a 43-yard field goal attempt with 4:16 left to play, but nose tackle Darius Kilgo blocked the attempt to keep the game tied at 37-37.

Maryland went three-and-out on the ensuing drive, but Nate Renfro pinned the Mountaineers back to their own five-yard line with just 2:35 left to play.

From there WVU went on a 13-play, 65-yard drive that ended with Lambert's deciding field goal.

Trickett went 37-for-49, and his passing yardage was the second-most in West Virginia history behind a 656-yard performance by Geno Smith in 2012. The Mountaineers finished with a whopping 694 yards in offense compared to 447 for Maryland (2-1).

West Virginia's Kevin White had 13 catches for 216 yards and Mario Alford caught 11 passes for 131 yards and two scores.

Stefon Diggs led the Terrapins with 170 all-purpose yards on five catches for 127 yards and two kickoff returns for 43 yards.

Sean Davis led the defensive effort for the Terps with 13 total tackles, while Alex Twine, Cole Farrand and Andre Monroe each had nine.

Craddock was 3-for-3 on field goal attempts from 46, 41 and 30 yards, respectively.



Sophomore defensive back **William Likely** tied the score at 37 with a 69-yard punt return in the fourth quarter.

Maryland wraps up its non-conference schedul on Saturday, Sept. 20 when it plays at Syracuse. That game is set for a 12:30 p.m. start and will be broadcast on the ACC Network.

GAME STATS

WEST VIRGINIA	40
MARYLAND	37
Sept. 13, 2014 at Capital One Field at Byrd Stadium (48,154)	

SCORING	1	2	3	4	-	F
WEST VIRGINIA	14	14	9	3	-	40
MARYLAND	0	20	7	10	-	37

SCORING SUMMARY

First Quarter
 WVU - Rushel Shell 1 run (Lambert kick), 3:27
 WVU - Mario Alford 43 pass fr Clint Trickett (Lambert kick), 1:55
Second Quarter
 MD - FG Brad Craddock 46, 2:39
 WVU - Kevin White 44 pass fr Clint Trickett (Lambert kick), 0:36
 MD - FG Brad Craddock 41, 3:15
 WVU - Mario Alford 36 pass fr Clint Trickett (Lambert kick), 2:16
 MD - Stefon Diggs 77 pass fr C.J. Brown (Craddock kick), 0:11
 MD - Jacquille Veii 26 pass fr Caleb Rowe (Craddock kick), 0:44
Third Quarter
 MD - C.J. Brown 75 run (Craddock kick), 0:14
 WVU - Team safety
 WVU - Daikiel Shorts 11 pass fr Clint Trickett (Lambert kick), 2:31
Fourth Quarter
 MD - FG Brad Craddock 30, 1:45
 MD - William Likely 69 punt return (Craddock kick)
 WVU - FG Josh Lambert 47, 2:35

TEAM STATISTICS	WVU	MD
First Downs	33	16
Rushes-Yards	59-183	27-163
Comp-Att-Int	37-49-1	21-38-1
Passing Yards	511	284
Total Offense Plays-Yards	108-694	65-447
Fumble Returns-Yards	0-0	1-6
Punt Returns-Yards	4-37	1-69
Interception Returns-Yards	1-0	1-1
Punts-Average	3-41.7	8-41.9
Fumbles-Lost	3-3	0-0
Penalties-Yards	4-40	7-71
Third-Down Conversions	11-24	4-15
Fourth-Down Conversions	2-4	0-0
Red-Zone Scores-Chances	2-5	1-1
Sacks By-Yards Lost	2-10	3-18
Time of Possession	34:46	25:14

INDIVIDUAL STATISTICS

RUSHING - Maryland: C.J. Brown 18-161-1, Albert Reid 3-4, Jacquille Veii 1-3, Brandon Ross 4-0, Kenneth Goins 1(-5); WVU: Rushel Shell 27-98-1, Wendall Smallwood 10-28, Dreamius Smith 7-24, Andrew Buie 6-23, Dustin Garrison 2-12, Elijah Wellman 1-2, Clint Trickett 6(-4).

PASSING - Maryland: C.J. Brown 19-35-1-241-1, Caleb Rowe 2-3-0-43-1; WVU - Clint Trickett 37-49-1-511-4.

RECEIVING - Maryland: Stefon Diggs 5-127-1, Brandon Ross 5-50, Deon Long 4-39, Jacquille Veii 1-26-1, Albert Reid 3-22, Marcus Leak 2-20, Andrew Isaacs 1-0; WVU: Kevin White 13-216-1, Mario Alford 11-131-2, Wendall Smallwood 4-72, Daikiel Shorts 4-62-1, Dustin Garrison, 1-13, Cody Clay 1-10, Rushel Shell 3-7.

TACKLES - Maryland: Sean Davis 8-5-13, Alex Twine 8-1-9, Cole Farrand 7-2-9, Andre Monroe 4-5-9, William Likely 7-1-8, Anthony Nixon 3-5-8; WVU: Nick Kwiatkoski 10-2-12, Brandon Golson 4-2-6, Terrell Chestnut 3-3-6, Isaiah Bruce 5-0-5, Daryl Worley 4-0-4, Karl Joseph 3-1-4.

GAME 4 RECAP: SYRACUSE

BROWN, LIKELY PUSH TERPS PAST SYRACUSE

SYRACUSE, N.Y. - C.J. Brown threw for 280 yards and two touchdowns, cornerback William Likely returned an interception 88 yards for another score, and Maryland beat mistake-prone Syracuse 34-20 on Saturday.

Likely, who forced a fumble, had an interception, and returned a punt for a touchdown against West Virginia last week, intercepted a Terrel Hunt pass at the Maryland 12 and raced down the right sideline for a score with 3:37 to go in the first half, giving Maryland a commanding 31-13 lead.

Maryland (3-1), which entered the game averaging 37.7 points per game, the highest in school history, almost scored its average in the first half en route to its 18-point lead at intermission.

After the Orange (2-1) took a 3-0 lead on a 35-yard field goal by Ryan Norton, Maryland went to work. Brown, who was 16 of 26, connected with wide receiver Marcus Leak in the right corner for a 25-yard touchdown, culminating a five-play, 59-yard drive that took just 1:58.

On the Terps' next possession, Brown hit running back Brandon Ross on a short pass in the flat and Ross did the rest, running down the left sideline for a 90-yard score and 14-3 lead with 6:38 to go in the first quarter. The drive took all of 47 seconds.

Syracuse narrowed the score to 14-13 on a 49-yard field goal by freshman Cole Murphy on his first career attempt and an 8-yard run by Hunt on the first play of the second quarter. It was Hunt's fourth rushing touchdown in his last two games.

Hunt, who added another rushing touchdown with 48 seconds left in the game, gained 156 yards on the ground, becoming the first Syracuse quarterback to run for 100 yards since Donovan McNabb ran for 100 against Miami in 1997. Hunt was 14 of 28 for 219 yards passing.

Syracuse, which defeated Maryland 20-3 in College Park last season, was hurt by a lack of discipline, getting hit with eight penalties for 89 yards. A holding penalty negated a 13-yard touchdown run by Hunt with 1:53 remaining in the first half.

A 31-yard field goal by Brad Craddock extended Maryland's lead to 17-13 and then the Terps' special teams took over. Anthony Nixon blocked Riley Dixon's punt and Maryland capitalized, scoring in just four plays on Jacquille Vei's 4-yard run to make it 24-13.



Sophomore defensive back **William Likely** returned an interception 88 yards for a touchdown just before halftime.

Syracuse's special teams faltered, too. Norton missed a 25-yard field goal from the left hash mark at the end of the first half, prompting a chorus of boos from the hometown fans.

Stefon Diggs, who missed last year's game against Syracuse, led Maryland with six receptions for 56 yards. Leak had four receptions for 93 yards and a touchdown.

GAME STATS

MARYLAND						34
SYRACUSE						20
Sept. 20, 2014 at Carrier Dome (40, 511)						
SCORING	1	2	3	4	-	F
MARYLAND	14	17	0	3	-	34
SYRACUSE	6	7	0	7	-	20

SCORING SUMMARY

First Quarter
 SU - FG Ryan Norton 35, 11:37
 MD - Marcus Leak 25 pass fr C.J. Brown (Craddock kick), 9:39
 MD - Brandon Ross 90 pass fr C.J. Brown (Craddock kick), 6:35
 SU - FG Cole Murphy 49, 3:48
Second Quarter
 SU - Terrel Hunt 8 run (Norton kick), 14:56
 MD - FG Brad Craddock 31, 12:38
 MD - Jacquille Vei 4 run (Craddock kick), 6:13
 MD - William Likely 88 interception ret (Craddock kick), 3:37
Fourth Quarter
 MD - FG Brad Craddock 44, 4:17
 SU - Terrel Hunt 1 run (Murphy kick), 0:48

TEAM STATISTICS	MD	SU
First Downs	17	26
Rushes-Yards	32-89	51-370
Comp-Att-Int	16-26-0	14-28-1
Passing Yards	280	219
Total Offense Plays-Yards	58-369	79-589
Fumble Returns-Yards	0-0	0-0
Punt Returns-Yards	1-12	4-47
Interception Returns-Yards	1-88	0-0
Punts-Average	7-44.7	5-42.0
Fumbles-Lost	0-0	1-1
Penalties-Yards	8-75	8-69
Third-Down Conversions	4-13	4-14
Fourth-Down Conversions	0-0	0-1
Red-Zone Scores-Chances	2-2	3-5
Sacks By-Yards Lost	1-17	3-16
Time of Possession	27:46	32:14

INDIVIDUAL STATISTICS

RUSHING - Maryland: Jacquille Vei 8-42-1, C.J. Brown 14-25, Stefon Diggs 1-12, Brandon Ross 3-6, Wes Brown 2-6, Kenneth Goins 2-2, TEAM 2-(-4); SU: Terrel Hunt 23-156-2, Prince Tyson-Gulley 14-138, Adonis Ameen-Moore 3-10, Devante McFarlane 1-4, Ervin Phillips 1-(-6).

PASSING - Maryland: C.J. Brown 16-26-0-280-2; SU: Terrel Hunt 14-28-1-219-0.

RECEIVING - Maryland: Brandon Ross 2-97-1, Marcus Leak 4-93-1, Stefon Diggs 6-56, Deon Long 1-13, P.J. Gallo 1-11, Wes Brown 1-7, Andrew Isaacs 1-3; SU: Jarrod West 3-74, Brisly Estime 2-45, Ben Lewis 3-38, Ashton Brolyd 2-26, Prince Tyson-Gulley 2-25, Steve Ishmael 1-7, Jamal Curtis 1-4.

TACKLES - Maryland: William Likely 9-0-9, Sean Davis 8-1-9, L.A. Goree 7-2-9, Jalen Brooks 4-0-4, Alex Twine 4-0-4, Jermaine Carter 3-1-4, Alvin Hill 2-2-4; SU: Cameron Lynch 6-1-7, Darius Kelly 6-0-6, Julian Whigham 4-1-5, Ritchy Desir 3-2-5, Micah Robinson 2-2-4.

GAME 5 RECAP: INDIANA

TERPS ROUT INDIANA FOR FIRST B1G WIN

BLOOMINGTON, Ind. - Maryland's C.J. Brown ran for one touchdown and threw for another Saturday, and back-up Caleb Rowe threw two more TD passes in the second half to lead the Terrapins past Indiana 37-15.

The Terrapins (4-1, 1-0 Big Ten) have won two straight overall and five in a row on the road -- including their inaugural Big Ten game.

Indiana (2-2, 0-1) was chasing its second straight conference-opening win - something the Hoosiers haven't achieved since 1990-91.

Brown finished 10-of-15 for 163 yards but did not play in the second half after appearing to injure his left wrist. His 5-yard TD run broke a 3-3 tie and his 29-yard TD pass to Stefon Diggs gave the Terrapins a 17-6 lead midway through the second quarter.

Rowe sealed it with a 36-yard TD pass to Brandon Ross midway through the third quarter. It wasn't just the quarterbacks who came up big for the Terrapins.

The defense played its best game of the season, too, despite being without three starters.

Maryland, a founding member of the ACC, limited the nation's leading rusher Tevin Coleman to 22 carries for 122 yards, more than 75 yards below his average, and nearly kept the usually high-scoring Hoosiers out of the end zone. The secondary didn't let Indiana's receivers get free, and Nate Sudfeld struggled, going just 14-of-37 for 126 yards with one interception a week after leading the Hoosiers past then-No. 18 Missouri.

Even Brown's absence couldn't derail Maryland's party. It opened the game with a 48-yard field goal from Brad Craddock, and after Indiana's Griffin Oakes tied the score with his first college field goal, Brown went back to work -- scoring on the short run and throwing the TD pass to make it 17-6.

The Terrapins settled for a 30-yard field goal after Brown's injury, and Oakes closed the half by breaking the Hoosiers' school record with a 58-yard field goal to make it 20-9.

Rowe sealed the win with a 36-yard TD pass to Brandon Ross in the third quarter and a 30-yard TD pass to Juwann Winfree early in the fourth.

Indiana finally scored on Coleman's 4-yard TD run, extending his streak of consecutive games with a touchdown to 13 and breaking Anthony Thompson's



Junior wide receiver **Stefon Diggs** put Maryland up 17-6 in the second quarter with a 29-yard touchdown reception.

school record (12) set in 1988-89.

Diggs had six catches for 112 yards, and Deon Long had 10 catches for 108 yards for Maryland.

GAME STATS

MARYLAND							37
INDIANA							15
Sept. 27, 2014 at Memorial Stadium (44,313)							
SCORING	1	2	3	4	-	F	
MARYLAND	3	17	7	10	-	37	
INDIANA	3	6	0	6	-	15	

SCORING SUMMARY

First Quarter
 MD - FG Brad Craddock 48, 12:12
 IU - FG Griffin Oakes 38, 3:00
Second Quarter
 MD - C.J. Brown 5 run (Craddock kick), 12:01
 IU - FG Griffin Oakes 48, 9:49
 MD - Stefon Diggs 29 pass fr C.J. Brown (Craddock kick), 8:50
 MD - FG Brad Craddock 30, 2:09
 IU - FG Griffin Oakes 58, 0:00
Third Quarter
 MD - Brandon Ross 36 pass fr Caleb Rowe (Craddock kick), 8:00
Fourth Quarter
 MD - Juwann Winfree 30 pass fr Caleb Rowe (Craddock kick), 13:03
 IU - Tevn Coleman 4 run (Toth rush failed), 9:29
 MD - FG Brad Craddock 48, 5:56

TEAM STATISTICS

	MD	IU
First Downs	23	22
Rushes-Yards	36-123	47-206
Comp-Att-Int	22-33-0	14-37-1
Passing Yards	361	126
Total Offense Plays-Yards	69-484	84-332
Fumble Returns-Yards	0-0	0-0
Punt Returns-Yards	2-11	1-(-1)
Interception Returns-Yards	1-0	0-0
Punts-Average	4-39.8	4-45.5
Fumbles-Lost	0-0	0-0
Penalties-Yards	8-83	9-55
Third-Down Conversions	5-14	9-19
Fourth-Down Conversions	2-2	0-1
Red-Zone Scores-Chances	2-2	2-2
Sacks By-Yards Lost	3-25	2-13
Time of Possession	31:39	28:21

INDIVIDUAL STATISTICS

RUSHING - Maryland: Brandon Ross 6-61, Wes Brown 15-34, C.J. Brown 7-22, Deon Long 1-9, Kenneth Goins 2-6, Jacquille Veii 1-2, Caleb Rowe 4-(-11); IU: Tevin Coleman 22-122, D'Angelo Roberts 14-43, Nate Sudfeld 8-20, Myles Graham 1-13, Chris Covington 2-8.

PASSING - Maryland: Caleb Rowe 12-18-0-198-2, C.J. Brown 10-15-0-163-1. IU: Nate Sudfeld 14-37-1-126.

RECEIVING - Maryland: Stefon Diggs 6-112-1, Deon Long 10-108, Wes Brown 2-50, Brandon Ross 1-36-1, Juwann Winfree 1-30-1, Kenneth Goins 1-16, Marcus Leak 1-9; IU: Nick Stoner 4-40, Simmie Cobbs 1-29, Shane Wynn 3-28, Anthony Cosaro 1-12, J-Shun Harris II 1-9, D'Angelo Roberts 1-6, Dominique Booth 1-4, Tevin Coleman 2-(-2).

TACKLES - Maryland: Cole Farrand 11-8-19, L.A. Goree 6-3-9, Andre Monroe 4-2-6, William Likely 5-0-5, Anthony Nixon 4-1-5; IU: Tim Bennett 7-0-7, Antonio Allen 5-1-6, Nate Hoff 4-0-4, Bobby Richardson 3-1-4, Chase Dutra 3-1-4, Darius Latham 3-1-4.

GAME 6 RECAP: OHIO STATE NO. 20 BUCKEYES TAKE DOWN TERPS

COLLEGE PARK, Md. - Caleb Rowe passed for 173 yards and one score, but No. 20 Ohio State ran past the Maryland football team, 52-24, at Capital One Field at Byrd Stadium Saturday afternoon in front of a sold out crowd of 51,802.

Despite the rowdy sold-out crowd, the Terps were unable to contain Buckeye quarterback J.T. Barrett, who completed 19-of-23 passes for 267 yards and four touchdowns.

Junior Brad Craddock got the Terps on the board with a school record 57-yard field goal with 5:00 remaining in the first quarter to cut the Buckeye lead to 14-3. Craddock's boot broke the previous record of 54 yards held by Nick Novak and Steve Meyer-Miles.

A Wes Brown 2-yard touchdown stopped a 10-point Ohio State run to make the margin 24-10 with 6:25 left in the second quarter.

The Terps defense forced the Buckeye offense off the field late in the half, but a C.J. Brown interception on the ensuing Maryland possession led to another Barrett TD toss to make the halftime score 31-10.

After an Ohio State touchdown to open the half, Brandon Ross cut the deficit to 38-17 with a two yard TD run. Ross led the Terps on the ground with eight carries for 38 yards.

Stefon Diggs made his mark in the fourth quarter, snagging a four-yard pass from Rowe. The junior had seven catches for 52 yards to lead Maryland.

Cole Farrand led the defense with 17 total tackles. Andre Monroe chipped in with two sacks and five total tackles.

The Terps have a bye week before returning at home against Iowa. Kickoff is set for noon.

"The bye comes at a really good time for us," said Maryland head coach Randy Edsall. "We have some guys who are banged up, but we really appreciate being in the Big Ten and there is a lot on these kids to be able to go through what they have gone through so far in these first six games. With last week's game in Indiana and this week's game at home, we are really looking forward to heading into the bye. We are looking forward to taking a deep breath, getting healthy and evaluating ourselves after these six games. We have a chance to analyze ourselves even more."



Junior kicker **Brad Craddock** booted a program record 57-yard field goal for Maryland's first score.



GAME STATS

#20 OHIO STATE							52
MARYLAND							24
Oct. 4, 2014 at Capital One Field at Byrd Stadium (51,802)							
SCORING	1	2	3	4	-	F	
OHIO STATE	14	17	7	14	-	52	
MARYLAND	3	7	7	7	-	24	

SCORING SUMMARY

First Quarter
OSU - Rod Smith 1 run (Nuernberger kick), 11:59
OSU - Jalin Marshall 9 pass fr J.T. Barrett (Nuernberger kick), 6:33
MD - FG Brad Craddock 57, 5:00

Second Quarter
OSU - Michael Thomas 25 pass fr J.T. Barrett (Nuernberger kick), 12:09
OSU - FG Nuernberger 28, 8:59
MD - Wes Brown 2 run (Craddock kick), 2:34
OSU - Nick Vannett 1 pass fr J.T. Barrett (Nuernberger kick), 0:57

Third Quarter
OSU - Devin Smith 30 pass fr J.T. Barrett (Nuernberger kick), 6:30
MD - Brandon Ross 2 run (Craddock kick), 4:06

Fourth Quarter
OSU - J.T. Barrett 9 run (Nuernberger kick), 14:54
MD - Stefon Diggs 4 pass fr Caleb Rowe (Craddock kick), 13:32
OSU - Raekwon McMillan 19 interception ret (Nuernberger kick), 8:58

TEAM STATISTICS

	OSU	MD
First Downs	26	17
Rushes-Yards	53-269	24-66
Comp-Att-Int	19-24-0	24-40-4
Passing Yards	264	244
Total Offense Plays-Yards	77-533	64-310
Fumble Returns-Yards	0-0	0-0
Punt Returns-Yards	3-42	0-0
Interception Returns-Yards	4-52	0-0
Punts-Average	2-51.0	6-36.2
Fumbles-Lost	2-0	0-0
Penalties-Yards	7-66	2-23
Third-Down Conversions	8-14	5-13
Fourth-Down Conversions	0-2	1-1
Red-Zone Scores-Chances	5-7	3-3
Sacks By-Yards Lost	3-17	4-28
Time of Possession	36:36	23:24

INDIVIDUAL STATISTICS

RUSHING - MD: Brandon Ross 8-38, Jacquille Veii 1-11, Caleb Rowe 4-9, Wes Brown 2-8, Kenneth Goins 1-3, C.J. Brown 8-(-3); OSU: Ezekiel Elliott 24-139, J.T. Barrett 16-71-1, Cardale Jones 6-50, Rod Smith 5-9, Bri'onte Dunn 1-1, TEAM 1-(-1).

PASSING - MD: Caleb Rowe 13-22-3-173-1, C.J. Brown 11-18-1-71-0; OSU: J.T. Barrett 18-23-0-267-4, Cardale Jones 1-1-0-(-3)-0.

RECEIVING: MD: Jacquille Veii 4-78, Deon Long 6-57, Stefon Diggs 7-52-1, Marcus Leak 4-42, Wes Brown 3-15; OSU: Michael Thomas 4-75-1, Corey Smith 4-44, Dontre Wilson 3-42, Devin Smith 2-35-1, Jeff Heuerman 1-28, Nick Vannett 2-17-1, Jalin Marshall 1-9-1, Evan Spencer 1-8, Ezekiel Elliott 1-6.

TACKLES - MD: Cole Farrand 5-12-17, Sean Davis 7-7-14, L.A. Goree 6-8-14, William Likely 6-4-10, Keith Bowers 1-6-7; OSU: Joshua Perry 4-2-6, Vonn Bell 2-4-6, Doran Grant 4-1-5, Joey Bosa 3-2-5, Curtis Grant 2-3-5.

GAME 7 RECAP: IOWA TERPS RALLY TO DOWN HAWKEYES

COLLEGE PARK, Md. (AP) - Will Likely returned an interception 45 yards for a fourth-quarter touchdown, and Maryland rallied from an early 14-point deficit to beat Iowa 38-31 Saturday for its first Big Ten home victory.

The Terrapins (5-2, 2-1) scored 24 straight points after falling behind by two touchdowns with 8 1/2 minutes elapsed. It was 24-21 before Likely picked off a Jake Rudock pass and sprinted untouched into the end zone with 12:29 left.

Stefon Diggs caught nine passes for 130 yards and a touchdown for Maryland, playing its first season in the Big Ten after leaving the Atlantic Coast Conference. The Terps are now 1-1 at home in league play after losing 52-24 to Ohio State two weeks ago.

Iowa (5-2, 2-1) committed three turnovers, sputtered offensively after its quick start and had its three-game winning streak end. Rudock went 32 for 56 for 317 yards and two touchdowns, and Mark Weisman ran for 78 yards and two touchdowns.

Maryland starting quarterback C.J. Brown was temporarily knocked out of the game in the third quarter after taking a hard hit to the upper body. Backup Caleb Rowe wasn't available after tearing his left ACL in practice on Tuesday - an injury announced by Maryland on Saturday.

Sophomore Perry Hills replaced Brown and threw a 53-yard touchdown to Diggs for a 24-14 lead, but the Hawkeyes answered with a 51-yard drive in which Weisman ran for 38 yards before bulling in from the 2.

Minutes later, Likely went the distance with Rudock's ill-advised throw.

Brown entered with 8:37 remaining and directed a 54-yard drive that produced Wes Brown's second 1-yard touchdown run with 4:58 left, giving Maryland a 38-21 advantage.

Iowa scored 10 points in the final three minutes and got the ball back with 59 seconds to go but could not get into Maryland territory.

C.J. Brown went 12 for 23 for 120 yards and two interceptions. He also ran for 99 yards on 21 carries.

After a horrid start, Maryland limited Iowa to 53 yards in the second quarter and rallied to take a 17-14 halftime lead.

A good portion of the homecoming crowd of 48,373



Junior wide receiver **Stefon Diggs** had a season-high 130 yards receiving and one touchdown in the win.

had not yet arrived when defensive end Drew Ott intercepted a pass by Brown on the first play from scrimmage to set up a 4-yard touchdown run by Weisman.

Marcus Leak then dropped a potential touchdown pass before the Terrapins punted.

Rudock opened the possession with a 52-yard completion to Damon Bullock and converted a fourth-and-5 from the Maryland 9 before throwing a 2-yard TD pass to Henry Krieger Coble.

A 23-yard touchdown run by Jacquille Veii got the Terps to 14-7, and minutes later Maryland kicked a field goal after recovering an Iowa fumble.

Wes Brown's touchdown run gave the Terrapins their first lead with 6:47 left in the half.

GAME STATS

IOWA							31
MARYLAND							38
Oct. 18, 2014 at Capital One Field at Byrd Stadium (48,373)							

SCORING	1	2	3	4	-	F
IOWA	14	0	7	10	-	31
MARYLAND	7	10	7	14	-	38

SCORING SUMMARY

First Quarter

IOWA - Mark Weisman 4 run (Koehn kick), 12:45
 IOWA - Henry Krieger Coble 2 pass fr Jake Rudock (Koehn kick), 6:29
 MD - Jacquille Veii 23 run (Craddock kick), 3:40

Second Quarter

MD - FG Brad Craddock 41, 10:46
 MD - Wes Brown 1 run (Craddock kick), 6:47

Third Quarter

MD - Stefon Diggs 53 pass fr Perry Hills (Craddock kick), 4:18
 IOWA - Mark Weisman 2 run (Koehn kick), 1:46

Fourth Quarter

MD - William Likely 45 interception return (Craddock kick), 12:29
 MD - Wes Brown 1 run (Craddock kick), 4:58
 IOWA - Jacob Hillyer 4 pass fr Jake Rudock (Koehn kick), 2:58
 IOWA - FG Marshall Koehn 24, 1:19

TEAM STATISTICS

	IA	MD
First Downs	19	22
Rushes-Yards	31-116	46-212
Comp-Att-Int	32-56-1	17-33-2
Passing Yards	317	206
Total Offense Plays-Yards	87-433	79-418
Fumble Returns-Yards	0-0	0-0
Punt Returns-Yards	3-13	2-3
Interception Returns-Yards	2-21	1-45
Punts-Average	9-37.1	9-37.8
Fumbles-Lost	3-2	0-0
Penalties-Yards	7-65	6-50
Third-Down Conversions	7-21	4-16
Fourth-Down Conversions	1-2	1-1
Red-Zone Scores-Chances	5-5	3-3
Sacks By-Yards Lost	4-8	4-32
Time of Possession	29:31	30:29

INDIVIDUAL STATISTICS

RUSHING - MD: C.J. Brown 21-99, Brandon Ross 9-35, Jacquille Veii 2-33-1, Wes Brown 8-19-2, Perry Hills 3-15, Stefon Diggs 2-12, Team 1-(-1); IOWA - Mark Weisman 10-78-2, Jordan Canzeri 8-35, Jonathan Parker 2-8, Damon Bullock 2-0, LeShun Daniels, Jr. 1-0, Jake Rudock 8-(-5).

PASSING - MD: C.J. Brown 12-23-2-120, Perry Hills 5-10-0-86-1; IOWA - Jake Rudock 32-56-1-317-2.

RECEIVING: MD: Stefon Diggs 9-130-1, Amba Etta-Tawo 3-46, Juwan Winfree 2-14, Kenneth Goins 2-12, Wes Brown 1-4; IOWA - Damon Bullock 8-100, Jake Duzey 8-80, Damond Powell 3-36, Tevaun Smith 4-30, Kevonte Martin-Manley 4-25, George Kittle 1-25, Mark Weisman 1-11, Jacob Hillyer 1-4-1, Ray Hamilton 1-4, Henry Krieger Coble 1-2-1.

TACKLES - MD: Cole Farrand 7-4-11, L.A. Goree 7-1-8, Matt Robinson 6-1-7, Yannick Ngakoue 5-2-7, Darius Kilgo 5-1-6, Andre Monroe 2-4-6; IOWA - Quinton Alston 8-4-12, Jordan Lomax 6-5-11, John Lowdermilk 4-5-9, Desmon King 5-2-7, Louis Trinca-Pasat 4-2-6.

GAME 8 RECAP: WISCONSIN BADGERS RUN PAST TERPS

MADISON, Wis. (AP) - Stefon Diggs caught a 21-yard touchdown pass late in the fourth quarter to prevent the shutout, but Melvin Gordon's 122 yards and three touchdowns, and Wisconsin's restocked defense stifled Maryland in the Badgers' 52-7 win on Saturday.

Gordon had his three scores in the first half, when the Badgers (5-2, 2-1 Big Ten) raced out to a 24-0 halftime lead on a sunny homecoming weekend game. Joel Stave threw for two scores in the second half against Maryland (5-3, 2-2).

The Big Ten rookie Terrapins had trouble in their first visit to Camp Randall Stadium. Dual-threat quarterback C.J. Brown faced pressure all afternoon from the blitzing Badgers, who were fortified on defense with the returns of top tackle Warren Herring and run-stopping linebacker Marcus Trotter from injuries.

Fresh off a bye, the Badgers even dusted off a couple trick plays, including punter Drew Meyer's floating pass to open tight end Troy Fumagalli over the middle for a 17-yard gain on fourth-and-9 from the Maryland 36.

It set up a 36-yard field goal by Rafael Gaglianone to give Wisconsin a 10-0 lead at 3:46 of the first quarter.

Maryland fumbled the ball away on the next drive after a handoff bounced off running back Brandon Ross' chest. Linebacker Vince Biegel pounced on the ball, and Gordon barreled in from a yard out six plays later for a 17-0 lead on the first play of the second quarter.

The next drive exemplified the Terps' trying day.

Brown hit Deon Long on first down for a 22-yard gain to the Wisconsin 49 before two straight penalties pushed the Terps back 10 yards.

Trotter tackled Ross from behind for a 3-yard loss. Fellow inside linebacker Derek Landisch easily snuffed out a short pass to Ross for a 4-yard loss. Under yet more pressure on third-and-27, Brown tossed a long incomplection.

Brown finished 13 of 29 for 129 yards passing, with 14 yards rushing on 13 carries. Long had six catches for 59 yards.

For Wisconsin, the offense found success with its two-quarterback system. Stave finished 9 of 15 for 155 yards in his second straight start, taking the majority of the snaps.

Tanner McEvoy provided a change of pace with his abil-



Junior wide receiver **Stefon Diggs** caught his team-leading fifth touchdown pass in Camp Randall.

ity to scramble. He led Wisconsin on two touchdown drives, including an entertaining 60-yard run for a touchdown with 13:42 left in the fourth quarter for a 45-0 lead.

Wisconsin's vaunted running attack finished with 311 yards on 49 carries.

GAME STATS

MARYLAND							7
WISCONSIN							52
Oct. 25, 2014 at Camp Randall Stadium (80,336)							
SCORING	1	2	3	4	-	F	
MARYLAND	0	0	0	7	-	7	
WISCONSIN	10	14	14	14	-	52	

SCORING SUMMARY

First Quarter

WIS - Melvin Gordon 6 run (Gaglianone kick), 9:11

WIS - FG Rafael Gaglianone 36, 3:46

Second Quarter

WIS - Melvin Gordon 1 run (Gaglianone kick), 14:57

WIS - Melvin Gordon 3 run (Gaglianone kick), 6:40

Third Quarter

WIS - Alex Erickson 47 pass fr Joel Stave (Gaglianone kick), 8:45

WIS - Sam Arneson 8 pass fr Joel Stave (Gaglianone kick), 3:31

Fourth Quarter

WIS - Tanner McEvoy 60 run (Gaglianone kick), 13:42

WIS - Corey Clement 3 run (Gaglianone kick), 4:53

MD - Stefon Diggs 21 pass fr C.J. Brown (Craddock kick), 0:57

TEAM STATISTICS

	MD	WIS
First Downs	10	25
Rushes-Yards	28-46	49-311
Comp-Att-Int	13-29-0	15-23-0
Passing Yards	129	216
Total Offense Plays-Yards	57-175	72-527
Fumble Returns-Yards	0-0	0-0
Punt Returns-Yards	1-0	3-33
Interception Returns-Yards	0-0	0-0
Punts-Average	9-42.2	5-36.8
Fumbles-Lost	2-1	2-0
Penalties-Yards	7-45	2-20
Third-Down Conversions	3-15	6-14
Fourth-Down Conversions	0-2	2-2
Red-Zone Scores-Chances	0-0	6-6
Sacks By-Yards Lost	2-16	2-11
Time of Possession	24:39	35:21

INDIVIDUAL STATISTICS

RUSHING - MD: Wes Brown 5-22, C.J. Brown 13-14, Brandon Ross 7-6, Stefon Diggs 2-4, Kenneth Goins 1-0; WIS - Melvin Gordon 22-122-3, Corey Clement 17-90-1, Tanner McEvoy 4-84-1, Dare Ogunbowale 1-16, Kenzel Doe 3-15, Joel Stave 2-(-16).

PASSING - MD: C.J. Brown 13-29-0-129-1; WIS - Joel Stave 9-15-0-155-2, Tanner McEvoy 5-7-0-44, Drew Meyer 1-1-0-17.

RECEIVING: MD: Deon Long 6-59, Derrick Hayward 1-27, Stefon Diggs 1-21-1, Juwann Winfree 2-14, Wes Brown 2-12, Brandon Ross 1-(-4); WIS - Alex Erickson 5-121-1, Sam Arneson 2-23-1, Troy Fumagalli 1-17, Reggie Love 1-13, George Rushing 1-13, Melvin Gordon 2-12, Austin Traylor 1-11, Kenzel Doe 1-5, Jordan Fredrick 1-1.

TACKLES - MD: Sean Davis 14-3-17, Jeremiah Johnson 6-1-7, L.A. Goree 6-0-6, Anthony Nixon 3-3-6, William Likely 2-3-5; WIS - Derek Landisch 7-1-8, Marcus Trotter 3-3-6, Joe Schobert 4-1-5, Michael Caputo 3-2-5, Peniel Jean 1-4-5.

GAME 9 RECAP: PENN STATE TERPS OUTLAST NITTANY LIONS TO BECOME BOWL ELIGIBLE

STATE COLLEGE, Pa. (AP) – Brad Craddock kicked a 43-yard field goal with 51 seconds left to give Maryland a 20-19 come-from-behind victory over Penn State on Saturday.

The victory made the Terps bowl-eligible and extended Penn State's losing streak to four games.

Entering the game, Maryland and Penn State had met a total of 37 times with the Nittany Lions winning 35 of those matchups and were a perfect 22-0 at Beaver Stadium. That changed on Saturday.

Trailing 16-7 late in the third quarter, the Terps (6-3, 3-2 Big Ten) moved ahead after quarterback C.J. Brown engineered back-to-back scoring drives, aided by Alex Twine's fumble recovery on a Penn State kickoff return.

Craddock booted his first field goal of the afternoon early in the fourth quarter to trim the Penn State lead to six with 13:11 remaining in the game.

On the ensuing kickoff, Maryland's Jermaine Carter jarred the ball loose. Twine pounced on the fumble to give the Terps a first-and-10 at the Penn State 24.

Following a sack, Brown hit Amba Etta-Tawo over the middle for a 25-yard gain and two plays later Wes Brown punched in a one-yard touchdown giving the Terps a 17-16 lead.

Penn State's Sam Ficken kicked his fourth field goal with 6:52 remaining to give the Nittany Lions a 19-17 lead.

The Terps held Penn State (4-4, 1-4) to a three-and-out and William Likely returned a 37-yard Penn State punt 15 yards to the Lions' 42. Maryland's Wes Brown took a 13-yard pass from C.J. Brown to the 29, and three plays later, Craddock converted his 20th straight field goal for the winning margin.

The Terps, who limited Penn State to 219 total yards, again held the Nittany Lions on downs to seal the victory.

Maryland registered just 196 total yards, but limited Penn State quarterback Christian Hackenberg to 177 yards passing and the Nittany Lions to 42 yards rushing.

Four different Terps tallied a sack and the Maryland defense finished with nine tackles for loss including two apiece for Andre Monroe and Yannick Ngakoue.

In his first start of the season at cornerback, Sean



Junior kicker **Brad Craddock** hit a game-winning 43-yard field goal with 51 seconds remaining.

Davis led the Terps with 11 tackles and finished with a career-high three pass breakups.

GAME STATS

MARYLAND							20
PENN STATE							19
Nov. 1, 2014 at Beaver Stadium (103,969)							
SCORING	1	2	3	4	-	F	
MARYLAND	0	7	0	13	-		20
PENN STATE	3	6	7	3	-		19

SCORING SUMMARY

First Quarter

PSU - FG Sam Ficken 47, 10:56

Second Quarter

MD - P.J. Gallo 2 pass fr C.J. Brown (Craddock kick), 13:52

PSU - FG Sam Ficken 25, 5:06

PSU - FG Sam Ficken 46, 1:30

Third Quarter

PSU - Jesse James 8 pass from Christian Hackenberg (Ficken kick), 3:18

Fourth Quarter

MD - FG Brad Craddock 25, 13:11

MD - Wes Brown 1 run (Craddock kick), 11:30

PSU - FG Sam Ficken 48, 6:52

MD - FG Brad Craddock 43, 0:51

TEAM STATISTICS

	MD	PSU
First Downs	15	16
Rushes-Yards	30-35	41-42
Comp-Att-Int	18-38-0	18-42-1
Passing Yards	161	177
Total Offense Plays-Yards	68-196	83-219
Fumble Returns-Yards	0-0	0-0
Punt Returns-Yards	5-8	3-8
Interception Returns-Yards	1-7	0-0
Punts-Average	11-44.3	8-36.8
Fumbles-Lost	4-2	4-3
Penalties-Yards	6-89	8-64
Third-Down Conversions	1-14	6-20
Fourth-Down Conversions	0-0	1-2
Red-Zone Scores-Chances	3-3	2-2
Sacks By-Yards Lost	5-40	6-48
Time of Possession	27:47	32:13

INDIVIDUAL STATISTICS

RUSHING - MD: Wes Brown 10-24-1, C.J. Brown 13-4, Kenneth Goins 1-3, Jacquille Vei 1-2, TEAM 1-1, Brandon Ross 4-1; PSU: Akeel Lynch 21-51, Bill Belton 8-14, TEAM 1-(-1), Christian Hackenberg 11-(-22).

PASSING - MD: C.J. Brown 18-38-0-161-1; PSU: Christian Hackenberg 18-42-1-177-1.

RECEIVING - MD: Stefon Diggs 6-53, Amba Etta-Tawo 2-31, Marcus Leak 2-23, Deon Long 2-23, Wes Brown 1-13, Brandon Ross 3-10, Juwann Winfree 1-6, P.J. Gallo 1-2-1; PSU: Eugene Lewis 5-54, Jesse James 5-48-1, DaeSean Hamilton 3-42, Kyle Carter 2-21, Chris Godwin 1-12.

TACKLES - MD: Sean Davis 10-1-11, Jalen Brooks 5-2-7, Andre Monroe 6-0-6, L.A. Goree 4-2-6, Cole Farrand 1-5-6; PSU: Marcus Allen 6-5-11, Mike Hull 5-4-9, Austin Johnson 3-3-6, Brandon Bell 2-3-5, Deion Barnes 2-2-4, Jordan Lucas 1-3-4.

GAME 10 RECAP: MICHIGAN STATE TERPS FALL TO NO. 12 MICHIGAN STATE

COLLEGE PARK, Md. - Senior quarterback C.J. Brown threw for 246 yards and two touchdowns to lead the offense, while senior linebacker Cole Farrand totaled 18 tackles on defense for Maryland, but the Terrapins couldn't overcome No. 12 Michigan State and fell to the Spartans 37-15 in front of a sold-out crowd of 51,802 at Capital One Field at Byrd Stadium.

Jeremy Langford ran for 138 yards and two touchdowns to lead the Spartans' offense, which also received a 138-yard rushing effort from Jeremy Langford.

Riley Bullough scored on a 22-yard interception return to help the Spartans (8-2, 5-1 Big Ten, No. 12 CFP) bounce back from last week's disheartening 49-37 loss to Ohio State.

Maryland's defense was stout throughout most of the game and limited the Michigan State offense to just nine points on three field goals through much of the first half.

The Terrapins responded with Brown's first TD strike of the game, a 20-yarder to junior wide receiver Daniel Adams, midway through the second quarter to trim the deficit to 9-7.

The Spartans took a 16-7 lead into halftime and then scored the lone touchdown of the third quarter on an interception return for a touchdown to take a 23-7 lead into the fourth.

The Michigan State running game wore down the Terrapins' defense and Langford and Nick Hill each ran for scores in the final quarter.

Sandwiched inbetween was Brown's second TD pass, which was a beautiful 31-yard strike to freshman tight end Derrick Hayward.

Sophomore cornerback William Likely had 228 yards on seven kick returns, including a 50-yard return.

Senior defensive lineman Andre Monroe registered one sack and is now just one away from tying the school career record of 24, which was set by Michael Corvino from 1979-82.

Maryland returns to action next Saturday, Nov. 22 when it heads to Ann Arbor, Mich., to play Michigan at Michigan Stadium. Game time for the Terrapins and the Wolverines will be announced on Sunday, Nov. 16.



Freshman wide out **Juwann Winfree** caught one touchdown and finished with career highs in catches (4) and receiving yards (80).



GAME STATS

MICHIGAN STATE	37
MARYLAND	15
Nov. 15, 2014 at Capital One Field at Byrd Stadium (51,802)	

SCORING	1	2	3	4	-	F
MICHIGAN STATE	6	10	7	14	-	37
MARYLAND	0	7	0	8	-	15

SCORING SUMMARY

First Quarter

MSU - FG Michael Geiger 22, 7:01

MSU - FG Michael Geiger 34, 2:34

Second Quarter

MSU - FG Michael Geiger 35, 10:42

MD - Daniel Adams 20 pass fr C.J. Brown (Craddock kick), 8:46

MSU - Jeremy Langford 8 run (Geiger kick), 2:00

Third Quarter

MSU - RJ Williamson 22 interception return (Geiger kick), 1:06

Fourth Quarter

MSU - Jeremy Langford 25 run (Geiger kick), 7:06

MD - Juwann Winfree 31 pass fr C.J. Brown (Hayward pass from C.J. Brown), 4:07

MSU - Nick Hill 33 run (Geiger kick), 3:15

TEAM STATISTICS

	MSU	MD
First Downs	23	11
Rushes-Yards	47-242	17-6
Comp-Att-Int	14-31-0	20-43-3
Passing Yards	240	246
Total Offense Plays-Yards	78-482	60-252
Fumble Returns-Yards	0-0	0-0
Punt Returns-Yards	1-14	1-0
Interception Returns-Yards	3-37	0-0
Punts-Average	6-46.3	8-37.2
Fumbles-Lost	0-0	2-1
Penalties-Yards	10-75	5-30
Third-Down Conversions	6-18	2-13
Fourth-Down Conversions	2-2	1-3
Red-Zone Scores-Chances	4-4	1-1
Sacks By-Yards Lost	3-16	2-7
Time of Possession	37:32	22:28

INDIVIDUAL STATISTICS

RUSHING - MD: Brandon Ross 1-5, Wes Brown 9-5, Jacquille Veii 1-1, C.J. Brown 6-(-5); MSU - Jeremy Langford 25-139-2, Nick Hill 6-58-1, Delton Williams 6-34, Connor Cook 6-5, Keith Mumphyrey 1-5, Macgarrett Kings 1-3, Aaron Burbridge 1-1, TEAM 1-(-2).

PASSING - MD: C.J. Brown 20-43-3-246-2; MSU: Connor Cook 14-31-0-240-0.

RECEIVING: MD: Juwann Winfree 4-80-1, Deon Long 3-61, Jacquille Veii 4-45, Daniel Adams 2-39-1, Wes Brown 4-12, Amba Etta-Tawo 1-11, Kenneth Goins 1-9, C.J. Brown 1-(-11); MSU: Keith Mumphyrey 2-78, Macgarrett Kings 2-63, Tony Lippett 4-46, Josiah Price 2-17, Aaron Burbridge 1-14, Andrew Gleichert 1-14, Jamal Lyles 1-7, Jeremy Langford 1-3.

TACKLES - MD: Cole Farrand 14-4-18, Matt Robinson 6-3-9, Sean Davis 7-1-8, L.A. Goree 6-0-6, Zach Dancel 2-2-4, Anthony Nixon 2-2-4; MSU: Ed Davis 4-5-9, Trae Waynes 4-0-4, Demetrious Cox 3-1-4, Taiwan James 2-2-4, Lawrence Thomas 1-3-4.

GAME 11 RECAP: MICHIGAN TERPS STORM BACK TO DEFEAT MICHIGAN

ANN ARBOR, Mich. (AP) - Wes Brown's 1-yard touch-down run with 5:59 remaining lifted Maryland to a 23-16 victory over Michigan Saturday.

The Terrapins (7-4, 4-3) scored two touchdowns in the fourth quarter and guaranteed themselves at least a .500 record in conference play in their inaugural Big Ten season.

"I'm just really proud of our players and happy for them. To come out there, their first experience playing Michigan and coming to the Big House and coming away with a win -- and the way we did it, coming from behind, ending the game like we did, running the ball -- I'm just proud of them," said head coach Randy Edsall.

Michigan led 16-9 in the fourth quarter when a roughing the kicker penalty on Jourdan Lewis kept a Maryland drive going. C.J. Brown's 8-yard touchdown run tied it, and after Matt Wile missed a 39-yard field goal for Michigan, the Terrapins drove 78 yards in 10 plays for the winning score.

"Any time you get a win you are going to be happy regardless of the situation," said C.J. Brown. "You feel a little bit better knowing that the audience stepped up to the challenge. We put a lot of pressure on us, including myself, Coach Locks, the offensive line, the running backs, tight ends and wide receivers. We knew we needed to step up. The defense has been doing a great job and we had not been pulling our slack. To be able to come out today and finish the game was huge for us."

The Wolverines had already used two of their timeouts earlier in the half, and they never got the ball back after turning it over on downs with 4:16 remaining.

Devin Gardner scored Michigan's only touchdown on a 15-yard scramble in the third quarter, but he threw for only 106 yards in his final home game.

Each team kicked three field goals in the first half. Maryland wasted a great opportunity late in the second quarter when Will Likely intercepted Gardner and returned it 29 yards to the Michigan 8. The Terrapins had to settle for a field goal that gave them a short-lived 9-6 lead.

The early highlight for Michigan was a 52-yard run by Joe Kerridge on a fake punt in the first quarter, but the Wolverines had to settle for a short field goal.

Dennis Norfleet appeared to have returned a punt for a touchdown in the third quarter, and that would have put Michigan up by 14, but the play was called back



Sophomore running back **Wes Brown** scored the game-winning touchdown with 5:59 left in the game.

for a penalty, the first of two huge infractions on the Wolverines that helped swing the game in Maryland's favor.

C.J. Brown's touchdown was the 54th he has accounted for in his career - 31 passing, 23 rushing. He broke a tie with Scott Milanovich for the school record.

GAME STATS

MARYLAND						23
MICHIGAN						16
Nov. 22, 2014 at Michigan Stadium (101,717)						
SCORING	1	2	3	4	-	F
MARYLAND	0	9	0	14	-	23
MICHIGAN	3	6	7	0	-	16

SCORING SUMMARY

First Quarter
MU - FG Matt Wile 22, 9:35
Second Quarter
MD - FG Brad Craddock 38, 13:39
UM - FG Matt Wile 33, 7:41
MD - FG Brad Craddock 41, 3:32
MD - FG Brad Craddock 21, 1:50
Third Quarter
MU - Devin Gardner 15 run (Wile kick), 10:25
Fourth Quarter
MD - C.J. Brown 8 run (Craddock kick), 14:47
MD - Wes Brown 1 run (Craddock kick), 5:59

TEAM STATISTICS

	MD	UM
First Downs	17	23
Rushes-Yards	35-147	45-292
Comp-Att-Int	13-24-0	13-24-1
Passing Yards	165	106
Total Offense Plays-Yards	59-312	69-398
Fumble Returns-Yards	0-0	0-0
Punt Returns-Yards	1-28	2-17
Interception Returns-Yards	1-29	0-0
Punts-Average	4-38.5	2-43.0
Fumbles-Lost	0-0	1-0
Penalties-Yards	4-30	3-24
Third-Down Conversions	3-12	5-13
Fourth-Down Conversions	0-0	1-3
Red-Zone Scores-Chances	4-5	4-4
Sacks By-Yards Lost	2-19	2-17
Time of Possession	26:00	34:00

INDIVIDUAL STATISTICS

RUSHING - MD: C.J. Brown 18-87-1, Wes Brown 11-39-1, Brandon Ross 3-16, Jacquille Veii 3-5; UM: Drake Johnson 14-94, Devin Gardner 14-82-1, Joe Kerridge 1-52, Justice Hayes 6-36, De'Veon Smith 10-28.

PASSING - MD: C.J. Brown 13-24-0-165-0; UM: Devin Gardner 13-24-1-106-0.

RECEIVING: MD: Jacquille Veii 3-45, Amba Etta-Tawo 2-45, Deon Long 4-39, Marcus Leak 2-21, Wes Brown 1-17, Derrick Hayward 1-(-2); UM: Devin Funchess 5-30, Amara Darboh 2-29, Jake Butt 4-28, A.J. Williams 1-12, Joe Kerridge 1-7.

TACKLES - MD: Cole Farrand 6-4-10, Anthony Nixon 4-3-7, L.A. Goree 3-4-7, William Likely 6-0-6, Sean Davis 2-4-6; UM: Joe Bolden 8-6-14, Jake Ryan 6-8-14, Dymonte Thomas 3-2-5, Mario Ojemudia 2-3-5, Raymon Taylor 3-1-4, Jourdan Lewis 3-1-4.

GAME 12 RECAP: RUTGERS

TERPS UNABLE TO HOLD ON IN LOSS TO RUTGERS

COLLEGE PARK, Md. — Brandon Ross and C.J. Brown each rushed for more than 100 yards, but the University of Maryland football team suffered a 41-38 loss to Rutgers at Capital One Field at Byrd Stadium Saturday afternoon in the regular-season finale for both teams.

The Terrapins (7-5, 4-4 Big Ten) opened up a 7-3 lead in the first quarter behind a 1-yard TD run from Brown.

The lead grew to 14-3 on the first play of the second quarter when Brown found Amba Etta-Tawo on a 71-yard catch-and-run for a touchdown.

After the Scarlet Knights (7-5, 3-5 Big Ten) scored their first touchdown of the game, Maryland answered back with two touchdown runs from Ross and a 9-yard scoring reception by Deon Long to open up a 35-10 lead.

The Terrapins had a 25-point lead and momentum on their side when the defense forced Rutgers to punt late in the second quarter, but a roughing the punter penalty on a fourth-and-18 gave the Scarlet Knights a second chance.

Rutgers took the ball down to the one-yard line and on second-and-goal from the one William Likely stepped in front of a pass from Scarlet Knights' quarterback Gary Nova for what looked to be his seventh interception of the season, but an offside penalty on the Terps negated the interception and Rutgers scored on a one-yard TD reception by Andre Patton to cut the Maryland lead to 35-17 going into halftime.

A 71-yard kickoff return by Janarion Grant set up the Scarlet Knights with a short field and Robert Martin finished off a three-play, 25-yard scoring drive with a one-yard TD run to make it a 35-24 game just 1:13 into the third quarter.

Rutgers forced a Maryland punt and then scored on an 8-yard TD pass to Leonte Carroo to cut the Terrapin lead to just four.

A 44-yard run by Ross set up Brad Craddock for a 50-yard field goal and the Lou Groza Award finalist tied the Big Ten record with his 24th consecutive field goal to put the Terps up by seven, 38-31, at the 3:38 mark of the third.

A 10-yard scoring pass to Patton started the fourth quarter for the Scarlet Knights, tying the score at 38-38.

Rutgers took its first lead of the game with what proved to be the game-winning field goal with 6:14 remaining in the fourth quarter when Kyle Federico connected on



Junior running back **Brandon Ross** rushed for a season-high 108 yards and two touchdowns against the Scarlet Knights.

a 25-yard field goal.

Maryland had a chance to tie the game with 3:45 left in the fourth, but Craddock missed wide left on a 54-yard attempt.

The Terrapins were provided with one final opportunity when Cole Farrand forced a Martin fumble on his own 45-yard line and Keith Bowers came up with the loose ball for Maryland.

Maryland got the ball down to the 36-yard line, but Ross was stopped on a fourth-and-1, sealing the victory for the Scarlet Knights.

Brown finished with 302 total yards on 195 yards passing and 107 rushing, while Ross ended up with 108 yards rushing on just 10 carries.

Nova threw for 347 yards and four touchdowns for the Scarlet Knights.

Likely led Maryland's defensive effort with 12 total tackles, including seven solos. Farrand finished with 10 total tackles.

GAME STATS

RUTGERS	41
MARYLAND	38
Nov. 29, 2014 at Capital One Field at Byrd Stadium (36,673)	

SCORING	1	2	3	4	-	F
RUTGERS	3	14	14	10	-	41
MARYLAND	7	28	3	0	-	38

SCORING SUMMARY

First Quarter

MD - C.J. Brown 1 run (Craddock kick), 9:08

RU - FG Kyle Federico 26, 0:48

Second Quarter

MD - Amba Etta-Tawo 71 pass fr C.J. Brown (Craddock kick), 14:51

RU - Leonte Carroo 7 pass fr Gary Nova (Federico kick), 11:16

MD - Brandon Ross 9 run (Craddock kick), 9:19

MD - Brandon Ross 40 run (Craddock kick), 6:29

MD - Deon Long 9 pass fr C.J. Brown (Craddock kick), 2:52

RU - Andre Patton 1 pass fr Gary Nova (Federick kick), 0:09

Third Quarter

RU - Robert Martin 1 run (Federico kick), 13:47

RU - Leonte Carroo 8 pass fr Gary Nova (Federico kick), 5:36

MD - FG Brad Craddock 50, 3:59

Fourth Quarter

RU - Andre Patton 10 pass fr Gary Nova (Federico kick), 14:55

RU - FG Kyle Federico 25, 6:14

TEAM STATISTICS

	RU	MD
First Downs	24	20
Rushes-Yards	35-144	36-281
Comp-Att-Int	28-42-0	14-24-0
Passing Yards	347	195
Total Offense Plays-Yards	77-431	60-476
Fumble Returns-Yards	0-0	0-0
Punt Returns-Yards	0-0	1-3
Interception Returns-Yards	0-0	0-0
Punts-Average	2-41.0	3-42.0
Fumbles-Lost	2-2	0-0
Penalties-Yards	7-60	10-72
Third-Down Conversions	8-14	7-13
Fourth-Down Conversions	0-1	0-1
Red-Zone Scores-Chances	7-7	3-3
Sacks By-Yards Lost	1-2	1-1
Time of Possession	32:06	26:54

INDIVIDUAL STATISTICS

RUSHING - MD: Brandon Ross 10-108-2, C.J. Brown 13-107-1, Wes Brown 9-42, Kenneth Goins 2-18, Jacquille Vei 1-6, TEAM 1-0; RU: Josh Hicks 16-69, Robert Martin 13-57-1, Janarion Grant 1-24, Gary Nova 2-1, TEAM 3-(-7).

PASSING - MD: C.J. Brown 11-24-0-195-2; RU - Gary Nova 28-42-0-347-4.

RECEIVING - MD: Amba Etta-Tawo 1-71-1, Deon Long 7-65-1, Jacquille Vei 3-32, Wes Brown 3-27; RU - Janarion 8-105, Leonte Carroo 6-104-2, Andre Patton 8-101-2, Tyler Kroft 3-28, Robert Martin 1-4, Carlo Agudosi 1-3, Michael Burton 1-2.

TACKLES - MD: William Likely 7-5-12, Cole Farrand 8-2-10, Jeremiah Johnson 6-2-8, Sean Davis 5-3-8, Anthony Nixon 4-2-6; RU - Steve Longa 8-0-8, Dariu Hamilton 7-1-8, Johnathan Aiken 7-0-7, Kevin Snyder 6-0-6, Del Stephenson 5-0-5.

GAME 13 RECAP: STANFORD

MARYLAND FALLS TO STANFORD IN FOSTER FARMS BOWL

SANTA CLARA, CALIF. — Maryland received a season-best performance from wide receiver Stefon Diggs and a record-setting kick return from William Likely, but it was not enough to overcome Stanford as the Terps fell 45-21 at the Foster Farms Bowl Tuesday evening at Levi's Stadium.

Returning to the field for the first time since Nov. 1, Diggs was C.J. Brown's top target hauling in 10 catches for 138 yards setting Maryland bowl records in both statistical categories.

Likely also established a new Maryland bowl record returning a fourth-quarter kickoff 100 yards for the Terps' second score of the night. It marked Maryland's first kickoff return for a touchdown since 2012.

On the defensive side of the ball, Andre Monroe picked up his 25th career sack Tuesday night. With the sack, the senior lineman became Maryland's all-time career leader in sacks passing Mike Corvino (1979-1982), who finished his career with 24.

Stanford was led by quarterback Kevin Hogan, who threw for 189 yards and two touchdowns, while running back Remound Wright ran for three short scores.

Hogan completed 14 of 20 passes. Wright tied the bowl record for touchdowns rushing and the nation's second-ranked scoring defense did the rest.

Without Ty Montgomery on the field, nine receivers caught passes for Stanford. Devon Cajuste (four receptions for 47 yards and two touchdowns) and tight end Austin Hooper (five receptions for 71 yards) led the way.

Stanford led 28-7 at half behind three Wright touchdowns and a touchdown pass from Hogan to Cajuste. Maryland's got on the board early in the second quarter with a one-yard touchdown run from Wes Brown.

Brown closed his Maryland career and the scoring for the Terps with a two-yard touchdown run late in the fourth quarter. Brown finished 15-for-27 for 205 yards and one interception. Brandon Ross led all Maryland rushers with 32 yards on eight carries.



Junior wide receiver **Stefon Diggs** had a season-best 10 catches for 138 yards in his final game as a Terrapin before declaring for the 2015 NFL Draft.

GAME STATS

MARYLAND	21
STANFORD	45

Dec. 30, 2014 at Levi's Stadium (34,780)
Foster Farms Bowl | Santa Clara, Calif.

SCORING	1	2	3	4	-	F
MARYLAND	0	7	0	14	-	21
STANFORD	7	21	7	10	-	45

SCORING SUMMARY

First Quarter

ST - Remound Wright 1 run (Williamson kick), 8:03

Second Quarter

MD - Wes Brown 1 run (Craddock kick), 14:19

ST - Remound Wright 3 run (Williamson kick), 11:46

ST - Remound Wright 1 run (Williamson kick), 8:44

ST - Devon Cajuste 8 pass fr Kevin Hogan (Williamson kick), 1:17

Third Quarter

ST - Devon Cajuste 9 pass fr Kevin Hogan (Williamson kick), 10:18

Fourth Quarter

ST - Ricky Seale 1 run (Williamson kick), 14:52

MD - William Likely 100 ko return (Craddock kick), 14:39

ST - Jordan Williamson 29 FG, 5:16

MD - C.J. Brown 2 run (Craddock kick), 2:12

TEAM STATISTICS

	MD	ST
First Downs	12	22
Rushes-Yards	27-17	45-206
Comp-Att-Int	15-27-1	18-26-0
Passing Yards	205	208
Total Offense Plays-Yards	54-222	71-414
Fumble Returns-Yards	1-0	0-0
Punt Returns-Yards	1-7	5-92
Interception Returns-Yards	0-0	1-18
Punts-Average	6-47.3	2-37.0
Fumbles-Lost	1-0	1-1
Penalties-Yards	5-39	2-7
Third-Down Conversions	5-13	7-13
Fourth-Down Conversions	0-1	1-1
Red-Zone Scores-Chances	2-2	7-8
Sacks By-Yards Lost	1-5	6-42
Time of Possession	22:53	37:07

INDIVIDUAL STATISTICS

RUSHING - MD: Brandon Ross 8-32-0, Wes Brown 6-15-1, C.J. Brown 13-(-30)-1; ST: McCaffrey 7-57-0, Hogan 7-50-0, Wright 8-49-3, Young 9-25-0, Seale 4-11-1, Sanders 5-11-0, Marx 2-6-0, Skov 1-1-0, Team 1-(-1)-0, Owusu 1-(-3)-0.

PASSING - MD: C.J. Brown 15-27-1-205-2; ST: Hogan 14-20-0-189-2, Crower 4-6-0-19-0.

RECEIVING - MD: Stefon Diggs 10-138-0, Deon Long 2-21-0, Amba Etta-Tawo 1-18-0, Juwann Winfree 1-14-0, Wes Brown 1-14-0; ST: Hooper 5-71-0, Cajuste 4-47-2, Pratt 2-17-0, Taboada 1-28-0, Sanders 1-16-0, Rector 1-15-0.

TACKLES - MD: Anthony Nixon 7-1-8, L.A. Goree 5-3-8, William Likely 6-1-7, Cole Farrand 6-1-7, Sean Davis 4-3-7; ST - Tarpley 3-4-7, Martinez 4-2-6, Vaughters 2-3-5, Parry 1-3-4.