



BOWL RESULTS

Record in Bowls: 7-10-2

- Jan. 1, 1948 ■ Gator Bowl**
Maryland 20, Georgia 10
- Jan. 2, 1950 ■ Gator Bowl**
Maryland 20, Missouri 7
- Jan. 2, 1952 ■ Sugar Bowl**
Maryland 28, Tennessee 13
- Jan. 1, 1954 ■ Orange Bowl**
Oklahoma 7, Maryland 0
- Jan. 2, 1956 ■ Orange Bowl**
Oklahoma 20, Maryland 6
- Dec. 28, 1973 ■ Peach Bowl**
Georgia 17, Maryland 16
- Dec. 16, 1974 ■ Liberty Bowl**
Tennessee 7, Maryland 3
- Dec. 29, 1975 ■ Gator Bowl**
Maryland 13, Florida 0
- Jan. 1, 1977 ■ Cotton Bowl**
Houston 30, Maryland 21
- Dec. 22, 1977 ■ Hall of Fame Bowl**
Maryland 17, Minnesota 7
- Dec. 23, 1978 ■ Sun Bowl**
Texas 42, Maryland 0
- Dec. 20, 1980 ■ Tangerine Bowl**
Florida 35, Maryland 20
- Dec. 25, 1982 ■ Aloha Bowl**
Washington 21, Maryland 20
- Dec. 17, 1983 ■ Florida Citrus Bowl**
Tennessee 30, Maryland 23
- Dec. 22, 1984 ■ Sun Bowl**
Maryland 28, Tennessee 27
- Dec. 21, 1985 ■ Cherry Bowl**
Maryland 35, Syracuse 18
- Dec. 15, 1990 ■ Independence Bowl**
Maryland 34, Louisiana Tech 34
- Jan. 2, 2002 ■ FedEx Orange Bowl**
Florida 56, Maryland 23
- Dec. 31, 2002 ■ Chick-fil-A Peach Bowl**
Maryland 30, Tennessee 3

GATOR BOWL

**Gator Bowl
Jacksonville
Jan. 1, 1948**



**Maryland 20
Georgia 20**

In front of the first capacity crowd in Gator Bowl history, 16,666, Maryland's Lu Gambino was a one-man wrecking crew, rushing for 165 yards and scoring three touchdowns. Gambino's three scores propelled Maryland to a 20-7 lead, but Georgia reeled off 13 points in the fourth quarter to tie the game. The Bulldogs threatened to win the game in the closing seconds, but time ran out with Georgia on Maryland's 4-yard line. Despite the tie, there was no question as to the game's most valuable player. Gambino won the Burkhalter Award, signifying the game's outstanding performer. Gambino was inducted into the Gator Bowl Hall of Fame in 1992.

Box Score

	1st	2nd	3rd	4th	F
Maryland	0	7	13	0	20
Georgia	0	0	7	13	20

- 2-UM - Gambino 35-yard run (McHugh kick)
- 3-UG - Rauch 1-yard run (Geri kick)
- 3-UM - Gambino 1-yard run (kick failed)
- 3-UM - Gambino 24-yard pass from Baroni (McHugh kick)
- 4-UG - Geri 4-yard run (kick failed)
- 4-UG - Donaldson 9-yard pass from Rauch (Geri kick)

	UM	UG
First Downs	16	19
Rushing Yards	247	216
Passing	127	190
Comp-Att-Int	7-14-1	12-20-1
Punts-Avg.	5-44	4-40
Fumbles-Lost	0-0	2-1
Penalties-Yards	5-66	4-80

RUSHING-Maryland, Gambino 22-165, Idzik 2-32, Bonk 5-23, LaRue 4-24, Turyn 4-9, Brown 2-6, Tucker 2-3, Siebert 3-3, Roth 3-(-16). Georgia, Donaldson 10-69, Geri 7-56, Henderson 8-48, Reid 7-46, Nestorak 3-6, Bodine 3-2, Bradberry 1-2, Brunson 3-(-2), Rauch 3 (-10).
PASSING-Maryland, Baroni 7-14-127. Georgia, Rauch 12-20-190.
Att: 16,666



Maryland celebrates its first bowl in 1948.

GATOR BOWL

**Gator Bowl
Jacksonville
Jan. 2, 1950**



**Maryland 20
Missouri 7**

Three times in the first half Missouri turned the ball over, and all three times Maryland scored a touchdown as the Terrapins defeated the Tigers, 20-7, to earn their first-ever postseason victory. The Terrapin running attack, led by Bob Shemonski and Ed Modzelewski, amassed 266 rushing yards, the second-most by a Maryland bowl team. Maryland defensive back John Idzik set up Maryland's first score with a 26-yard interception return to the Tiger 11-yard line. Shemonski scored on a sweep on the next play for the go-ahead touchdown. Shemonski scored again on a six-yard run late in the second quarter to put the Terps up 20-0.


Box Score

	1st	2nd	3rd	4th	F
Maryland	7	13	0	0	20
Missouri	0	0	0	7	7

- 1-UM - Shemonski 11-yard run (Dean kick)
- 2-UM - Modzelewski 3-yard run (kick failed)
- 2-UM - Shemonski 6-yard run (Dean kick)
- 4-MO - Klein 4-yard run (Glorioso kick)

	UM	MO
First Downs	11	13
Rushing Yards	266	100
Passing	16	167
Comp-Att-Int	2-17-1	11-29-3
Punts-Avg.	7-39.0	3-38.0
Fumbles-Lost	1-1	5-5
Penalties-Yards	63	10

Att: 18,409




Shoo-Shoo Shemonski goes for a TD vs. Missouri.



SUGAR BOWL

Tulane-Sugar Bowl
New Orleans
Jan. 2, 1952




Maryland 28
Tennessee 13

In what may have been the biggest win in Maryland football history, the Terps upset No. 1-ranked and regular season national champion Tennessee, 28-13, in the 1952 Sugar Bowl. The Terps were led by running back Ed "Mighty Mo" Modzelewski (153 yards on 28 carries) and the brilliant play of running back/defensive back Ed Fullerton, who scored two touchdowns and threw for another. The Terps put the game out of reach in the third quarter with a 46-yard interception for a touchdown by Fullerton, giving the Terps a 28-6 lead. Maryland finished the season with an overall record of 10-0-0 and a No. 3 national ranking.

ORANGE BOWL

Orange Bowl
Miami
Jan. 1, 1954



Oklahoma 7
Maryland 0

This was the first game of the contract that pitted the Big Eight Conference champion against the Atlantic Coast Conference champion. The Terrapins took an undefeated season and the nation's No. 1 ranking into the game against an Oklahoma squad that used a powerful running attack to grind out a second quarter touchdown to propel the Sooners to a 7-0 win. Twice the Terps had first-down opportunities with the ball inside the 10-yard line and failed to come away with any points. Despite the narrow loss, the Terrapins claimed the 1953 national championship.

ORANGE BOWL

Orange Bowl
Miami
Jan. 2, 1956



Oklahoma 20
Maryland 6

The third-ranked Terps came into the Orange Bowl riding a 15-game winning streak, only to have it snapped by an Oklahoma team that extended its winning streak to 30 games with a 20-6 win. The Terps, who led 6-0 at halftime, were stunned when the Sooners went into their famous "fast break offense" and reeled off two third-quarter touchdowns to earn the national championship. Ed Vereb, who scored the Terps' lone touchdown, finished with 108 rushing yards. Maryland was hurt by five turnovers.

Box Score

	1st	2nd	3rd	4th	F	
Maryland	7	14	7	0	—	28
Tennessee	0	6	0	7	—	13

- 1-UM - Fullerton 2-yard run (Decker kick)
- 2-UM - Shemonski 7-yard pass from Fullerton (Decker kick)
- 2-UM - Scarbath 1-yard run (Decker kick)
- 2-UT - Rechichar 4-yard pass from Payne (kick failed)
- 3-UM - Fullerton 46-yard interception return (Decker kick)
- 4-UT - Payne 2-yard run (Rechichar kick)

	UM	UT
First Downs	18	12
Rushing Yards	289	81
Passing	63	75
Comp-Att-Int	7-13-1	9-19-4
Return Yards	29	16
Punts-Avg.	8-38.0	7-43.0
Fumbles-Lost	7-1	2-2
Penalties-Yards	12-120	2-20

RUSHING-Maryland, Modzelewski 28-153. Tennessee, Payne 11-54.
PASSING-Maryland, Scarbath 6-9-57. Tennessee, Payne 7-14-75.
Att: 80,271

Box Score

	1st	2nd	3rd	4th	F	
Maryland	0	0	0	0	—	0
Oklahoma	0	7	0	0	—	7

- 2-OU - Griggs 25-yard run (Leake kick)

	UM	OU
First Downs	13	10
Rushing Yards	176	208
Passing	36	22
Comp-Att-Int	5-12-0	4-6-1
Return Yards	25	7
Punts-Avg.	5-29.0	7-31.3
Fumbles-Lost	1-1	2-2
Penalty Yards	15	45

RUSHING-Maryland, Felton 10-51. Oklahoma, Griggs 13-89.
PASSING-Maryland, Boxold 3-9-42. Oklahoma, Calame 4-4-22.
RECEIVING-Maryland, Nolan 2-31. Oklahoma, Burris 3-17.
Att: 68,178

Box Score

	1st	2nd	3rd	4th	F	
Maryland	0	6	0	0	—	6
Oklahoma	0	0	14	6	—	20

- 2-UM - Vereb 15-yard run (kick failed)
- 3-OU - McDonald 4-yard run (Prices kick)
- 3-OU - O'Neil 1-yard run (Prices kick)
- 4-OU - Dodd 82-yard interception return (kick failed)

	UM	OU
First Downs	9	16
Rushing Yards	187	202
Passing	46	53
Comp-Att-Int	3-10-3	4-10-1
Punts-Avg.	7-40.0	8-34.0
Fumbles-Lost	3-2	1-1
Penalties-Yards	4-61	4-35

RUSHING-Maryland, Vereb 8-108. Oklahoma, Harris 9-63.
PASSING-Maryland, Beightol 2-7-46. Oklahoma, Harris 3-5-34.
RECEIVING-Maryland, Cooke 1-21. Oklahoma, Burris 2-28.
Att: 75,561



Maryland celebrates its 1951 undefeated season.



Shoo-Shoo Shemonski high-stepping in the 1954 Orange Bowl.



Ed Vereb rushed for the Terps' only TD and 108 yards in the '56 Orange Bowl.



PEACH BOWL

**Fulton County Stadium
Atlanta
Dec. 28, 1973**


**Georgia 17
Maryland 16**



LIBERTY BOWL

**Liberty Bowl Mem. Stadium
Memphis
Dec. 16, 1974**

**Tennessee 7
Maryland 3**



GATOR BOWL

**Gator Bowl
Jacksonville
Dec. 29, 1975**

**Maryland 13
Florida 0**



Maryland came away from its first bowl game in 18 years as a disappointed team. The Terrapins dominated Georgia in all phases, but the game was tied 10-10 at the half thanks to a couple of big plays by the Bulldogs. In the third quarter, a costly Terp fumble led to Georgia's go-ahead touchdown. Seven times the Terrapins were inside the Georgia 20-yard line, coming away with only nine points. The Terps' lone touchdown came via Walter White's 68-yard touchdown reception.

The Maryland defense, led by All-ACC defensive tackle Randy White, shut out Tennessee for nearly four quarters but lost the game when the Volunteers' quarterback, Randy Wallace, found Larry Seivers for an 11-yard touchdown pass with 2:08 to play. The Terps were punting from their own 13 when a bad snap from the center was recovered by the Volunteers on the Maryland 7-yard line. Maryland had a chance to win the game but an apparent 20-yard touchdown pass was ruled out of bounds.

The ACC-champion Terrapins headed into the 1975 Gator Bowl as a seven-point underdog to the Florida Gators. However, this did not deter the Terps, who were coming off their best season (8-2-1) in 20 years. Maryland shut out the Gators, 13-0, in front of a large pro-Florida crowd in a steady downpour. The Maryland defense held the SEC's total offense leader scoreless and intercepted two Florida passes which led to the first 10 Maryland points. This was the first Terp win over an SEC team since 1955.

Box Score

	1st	2nd	3rd	4th	F	
Maryland	0	10	0	6	—	16
Georgia	0	10	7	0	—	17

- 2-UG - Poulous 62-yard pass from Johnson (Leavitt kick), 5:27
- 2-UM - White 68-yard pass from Carter (Mike-Mayer kick), 5:04
- 2-UM - Mike-Mayer 36-yard field goal, 1:31
- 2-UG - Leavitt 26-yard field goal, 0:06
- 3-UG - Johnson 1-yard run (Leavitt kick), 4:24
- 4-UM - Mike-Mayer 25-yard field goal, 13:53
- 4-UM - Mike-Mayer 28-yard field goal, 7:35

	UM	UG
First Downs	15	11
Rushing Yards	219	170
Passing	242	114
Comp-Att-Int	8-18-1	5-16-1
Return Yards	78	135
Punts-Avg.	6-31.8	8-41.3
Fumbles-Lost	4-3	2-2
Penalties-Yards	5-63	1-5

RUSHING-Maryland, Carter 29-126. Georgia, King 16-57.
PASSING-Maryland, Kinard 4-8-113. Georgia, Johnson 5-16-114.
RECEIVING: Maryland, White 2-106. Georgia, Poulous 2-62.
Att: 80,271

Box Score

	1st	2nd	3rd	4th	F	
Maryland	0	3	0	0	—	3
Tennessee	0	0	0	7	—	7

- 2-UM - Mike-Mayer 28-yard field goal
- 4-UT - Seivers 11-yard pass from Wallace (Townsend kick)

	UM	UT
First Downs	16	15
Rushing Yards	108	173
Passing	158	65
Comp-Att-Int	15-22-2	7-16-0
Return Yards	76	65
Punts-Avg.	6-41.0	7-39.0
Fumbles-Lost	3-3	4-2
Penalties-Yards	4-63	8-69

RUSHING-Maryland, Carter 22-65. Tennessee, Gayle 17-106.
PASSING-Maryland, Avellini 15-22-158. Tennessee, Holloway 6-15-54.
RECEIVING: Maryland, White 5-68. Tennessee, Seivers 4-38.
Att: 51,284

Box Score

	1st	2nd	3rd	4th	F	
Maryland	7	3	0	3	—	13
Florida	0	0	0	0	—	0

- 1-UM - Hoover 19-yard pass from Dick (Sochko kick) 6:15
- 2-UM - Sochko 20-yard field goal 6:49
- 4-UM - Sochko 27-yard field goal 11:41

	UM	UF
First Downs	15	14
Rushing Yards	209	182
Passing	82	28
Comp-Att-Int	7-16-0	3-19-3
Return Yards	26	25
Punts-Avg.	7-39.5	7-38.5
Fumbles-Lost	0-0	1-1
Penalties-Yards	5-47	6-48

RUSHING-Maryland, Atkins 20-127. Florida, DuBose 18-95.
PASSING-Maryland, Dick 5-13-67. Florida, Fisher 2-12-33.
RECEIVING: Maryland, Hoover 2-24. Florida, Lecount 1-25.
Att: 64,012



Coach Jerry Claiborne (left) congratulates Georgia coach Vince Dooley after the Bulldogs' win.



Louis Carter rushed for 65 yards in the Terps' 1974 Liberty Bowl appearance.



Kim Hoover hauls in the only TD in the Terps' win in the '75 Gator Bowl.



COTTON BOWL

Cotton Bowl
Dallas
Jan. 1, 1977



Houston 30
Maryland 21

Maryland entered the 1977 Cotton Bowl with a perfect 11-0 record, but the hopes for a perfect season were dashed quickly when Houston scored 21 first-quarter points en route to a 30-21 win. The Cougars rushed for a total of 320 yards in the game and 144 in the 21-point first quarter. The Terps cut the lead to 27-21 in the fourth quarter, but a 5:42 drive by the Cougars late in the quarter resulted in a field goal, slamming the door on any Terp comeback hopes.

HALL OF FAME BOWL

Legion Field
Birmingham
Dec. 22, 1977




Maryland 17
Minnesota 7

After allowing an early Minnesota touchdown run, the Terps scored the next 17 points and shut out the Golden Gophers over the next three quarters to leave Birmingham with a 17-7 win. Offensively, the Terps looked to George Scott, who rushed for 75 yards and two second-quarter touchdowns to put Maryland in the lead for good. The Maryland defense held the Gophers to only 69 yards of total offense in the second half.

SUN BOWL

Sun Bowl
El Paso
Dec. 23, 1978



Texas 42
Maryland 0

The Maryland Terrapins, appearing in their sixth consecutive bowl and looking for their second straight bowl win, ran into a very determined Texas Longhorn team. The Longhorns' running game amassed 220 yards and five touchdowns, while the Texas defense held Maryland to 248 yards of total offense. It was the first time in 95 games the Terps had been held scoreless, ending the third-longest streak in the nation.

Box Score

	1st	2nd	3rd	4th	F	
Maryland	0	7	7	7	—	21
Houston	21	6	0	3	—	30

1-UH - Thomas 11-yard run (Coplin kick) 6:27
1-UH - Blackwell 33-yard run (Coplin kick) 3:13
1-UH - Blackwell 1-yard run (Coplin kick) 0:51
2-UM - Manges 6-yard run (Loncar kick) 9:36
2-UH - Bass 33-yard pass from Davis (kick failed) 0:55
3-UM - Sievers 11-yard pass from Manges (Sochko kick) 1:41
4-UM - Wilson 1-yard run (Sochko kick) 8:46
4-UH - Coplin 28-yard field goal 0:18

	UM	UH
First Downs	17	20
Rushing Yards	120	320
Passing	179	108
Comp-Att-Int	17-32-0	5-8-0
Return Yards	13	5
Punts-Avg.	6-44.0	4-36.0
Fumbles-Lost	1-1	4-3
Penalties-Yards	8-80	5-22

RUSHING-Maryland, Scott 11-47. Houston, Blackwell 22-149.
PASSING-Maryland, Manges 17-32-179. Houston, Davis 5-8-108.
RECEIVING: Maryland, Kinney 6-72. Houston, Foster 3-62.
Att: 58,500

Box Score

	1st	2nd	3rd	4th	F	
Maryland	3	14	0	0	—	17
Minnesota	7	0	0	0	—	7

1-MN - Barber 1-yard run (Rogind kick) 9:02
1-UM - Sochko 32-yard field goal 5:21
2-UM - Scott 2-yard run (Sochko kick) 7:04
2-UM - Scott 1-yard run (Sochko kick) 4:53

	UM	MN
First Downs	15	17
Rushing Yards	120	113
Passing	211	155
Comp-Att-Int	12-23-1	13-26-0
Return Yards	3	6
Punts-Avg.	5-36.8	9-27.7
Fumbles-Lost	3-2	3-2
Penalties-Yards	12-80	6-54

RUSHING-Maryland, Scott 24-75. Minnesota, Kitzmann 24-76.
PASSING-Maryland, Dick 12-20-211. Minnesota, Avery 12-23-130.
RECEIVING: Maryland, White 8-126. Minnesota, Anhorn 5-49.
Att: 47,000

Box Score

	1st	2nd	3rd	4th	F	
Maryland	0	0	0	0	—	0
Texas	21	7	14	0	—	42

1-UT - L. Jones 7-yard run (Erleben kick) 10:27
1-UT - J. Jones 1-yard run (Erleben kick) 7:15
1-UT - L. Jones 29-yard pass from McBaeth (Erleben kick) 4:37
2-UT - McBaeth 2-yard run (Erleben kick) 12:55
3-UT - J. Jones 14-yard run (Erleben kick) 2:42
3-UT - H. Jones 32-yard run (Erleben kick) 1:08

	UM	UT
First Downs	20	18
Rushing Yards	34	220
Passing	214	45
Comp-Att-Int	17-43-4	2-7-0
Return Yards	0	20
Punts-Avg.	8-37	7-41
Fumbles-Lost	2-1	3-1
Penalties-Yards	5-35	7-42

RUSHING-Maryland, Atkins 10-15. Texas, H. Jones 14-104.
PASSING-Maryland, O'Hare 12-27-146. Texas, McBaeth 2-5-45.
RECEIVING: Maryland, Richards 4-52. Texas, L. Jones 2-45.
Att: 33,122



Eric Sievers caught his first college TD on this play in the '77 Cotton Bowl.



George Scott ran for two TDs and 75 yards in the Terps' '77 Hall of Fame Bowl win.



Charles Johnson's mood tells the story after the Terps lost in the '78 Sun Bowl.



TANGERINE BOWL

Tangerine Bowl
Orlando
Dec. 20, 1980
Florida 35
Maryland 20



Maryland's Charlie Wysocki rushed for 159 yards and a touchdown, but it was not enough to overcome the passing attack of the Gators' Wayne Peace, who threw for 271 yards and two touchdowns. Peace's favorite receiver, Cris Collinsworth, caught eight passes for 166 yards, including a 21-yard touchdown catch that led to Florida's 28-20 lead. Maryland's Dale Castro tied a Tangerine Bowl record and established a new Terrapin bowl record when he booted his fourth field goal in the third quarter.

Box Score

	1st	2nd	3rd	4th	F
Maryland	3	6	11	0	20
Florida	0	14	14	7	35

- 1-UM - Castro 34-yard field goal 4:50
- 2-UF - Collinsworth 24-yard pass from Peace (Clark kick) 14:04
- 2-UM - Castro 27-yard field goal 4:37
- 2-UM - Castro 26-yard field goal 4:28
- 2-UF - Jones 2-yard run (Clark kick) 1:46
- 3-UM - Wysocki 2-yard run (Tice run) 14:48
- 3-UM - Castro 42-yard field goal 10:00
- 3-UF - Peace 1-yard run (Clark kick) 4:43
- 3-UF - Collinsworth 21-yard pass from Peace (Clark kick) 3:29
- 4-UF - Brown 2-yard run (Clark kick) 9:31

	UM	UF
First Downs	19	16
Rushing Yards	181	108
Passing	155	271
Comp-Att-Int	12-26-3	20-34-1
Return Yards	14	54
Punts-Avg.	4-39.0	6-34.0
Fumbles-Lost	4-2	1-0
Penalties-Yards	6-44	11-108

RUSHING-Maryland, Wysocki 39-159. Florida, Brown 16-71.
PASSING-Maryland, Tice 11-23-129. Florida, Peace 20-24-271.
RECEIVING-Maryland, Havener 4-83. Florida, Collinsworth 8-166.
Att: 52,541

ALOHA BOWL

Aloha Stadium
Honolulu
Dec. 25, 1982



Washington 21
Maryland 20

Maryland and Washington made sure the fans who went to the inaugural Aloha Bowl got their money's worth. The Huskies' touchdown with :06 left secured Washington's come-from-behind, 21-20 victory. The Terps had a chance to go up by nine points with 3:39 left to play, but Jess Atkinson's 32-yard field goal attempt missed. The Terps had fallen behind 14-6 in the first half and Boomer Esiason had completed 10 passes for 120 yards and a touchdown in the third quarter, sparking Maryland to a 20-14 lead early in the fourth.

Box Score

	1st	2nd	3rd	4th	F
Maryland	0	6	6	8	20
Washington	7	7	0	7	21

- 1-UW - Allen 27-yard pass from Cowan (Nelson kick) 10:14
- 2-UM - D'Addio 19-yard pass from Esiason (kick failed) 14:52
- 2-UW - Allen 71-yard pass from Cowan (Nelson kick) 5:21
- 3-UM - Tice 36-yard pass from Esiason (conversion failed) 12:18
- 4-UM - Nash 2-yard run (Tice pass from Esiason) 10:44
- 4-UW - Allen 11-yard pass from Cowan (Nelson kick) 0:06

	UM	UW
First Downs	17	20
Rushing Yards	68	63
Passing	251	369
Comp-Att-Int	19-32-1	35-55-0
Return Yards	45	43
Punts-Avg.	7-38.0	5-45.0
Fumbles-Lost	2-1	4-4
Penalties-Yards	8-55	7-50

RUSHING-Maryland, Nash 11-41. Washington, Robinson 16-50.
PASSING-Maryland, Esiason 19-32-251. Washington, Cowan 33-55-369.
RECEIVING-Maryland, Tice 6-85. Washington, Skansi 10-81.
Att: 30,055

CITRUS BOWL

Florida Citrus Bowl
Orlando
Dec. 17, 1983



Tennessee 30
Maryland 23

Tennessee scored two touchdowns in the fourth quarter to overcome a 20-16 deficit and defeat the Terps, 30-23, in the 1983 Citrus Bowl. Maryland took a four-point lead into the fourth quarter, thanks to outstanding play from reserve quarterback Frank Reich. Reich entered the game in the second quarter when starter Boomer Esiason suffered a shoulder injury. Reich's one mistake of the day, an interception early in the fourth quarter, set the Vols on Maryland's 14-yard line which led to a Tennessee touchdown run that was the difference.

Box Score

	1st	2nd	3rd	4th	F
Maryland	3	6	11	3	23
Tennessee	7	3	6	14	30

- 1-UM - Atkinson 18-yard field goal 4:01
- 1-UT - Taylor 12 pass from Cockrell (Reveiz kick) 1:04
- 2-UM - Atkinson 48-yard field goal 13:43
- 2-UM - Atkinson 31-yard field goal 12:01
- 2-UT - Reveiz 25-yard field goal 4:34
- 3-UM - Atkinson 22-yard field goal 10:47
- 3-UT - Henderson 19-yard run (Cockrell pass failed) 5:29
- 3-UM - Badanjek 3-yard run (Badanjek run) 4:14
- 4-UT - Jones 1-yard run (Reveiz kick) 14:01
- 4-UT - Jones 2-yard run (Reveiz kick) 11:58
- 4-UM - Atkinson 26-yard field goal 4:34

	UM	UT
First Downs	17	25
Rushing Yards	95	201
Passing	253	185
Comp-Att-Int	18-28-1	16-23-1
Return Yards	10	26
Punts-Avg.	0-0.0	1-47.0
Fumbles-Lost	3-1	1-1
Penalties-Yards	6-32	1-5

RUSHING-Maryland, Joyner 17-58. Tennessee, Jones 29-154.
PASSING-Maryland, Reich 14-22-192. Tennessee, Cockrell 16-23-185.
RECEIVING-Maryland, David 4-66. Tennessee, Duncan 6-59.
Att: 50,183



Charlie Wysocki
ran for 159
yards in the '80
Tangerine Bowl.




Dave D'Addio
rushes past
Washington in
the Aloha
Bowl.



Bobby Ross
(far left) and
Boomer
Esiason
(second from
left) visit
Goofy at the
Magic
Kingdom.

SUN BOWL

Sun Bowl
El Paso
Dec. 22, 1984



Maryland 28
Tennessee 27

The Maryland Terrapins were truly the comeback team of 1984. Maryland trailed Tennessee 21-0 at halftime and erupted for a Terrapin bowl-record 22 points in the third quarter. Frank Reich's third-quarter touchdown pass to Ferrell Edmunds put the Terps up 22-21, but the ensuing kickoff was returned for a touchdown by the Volunteers to give them a 27-22 lead. Then with 8:03 left to play, the Terps' offense pounded out a 5:05 drive that was capped by a one-yard scoring run by Rick Badanjek for the game-winning touchdown.

Box Score

	1st	2nd	3rd	4th	F
Maryland	0	0	22	6	— 28
Tennessee	10	11	6	0	— 27

- 1-UT - Jones 2-yard run (Reveiz kick) 6:34
- 1-UT - Reveiz 24-yard field goal 2:29
- 2-UT - Reveiz 52-yard field goal 5:13
- 2-UT - McGee 6-yard pass from Robinson (McGee pass from Robinson) 0:37
- 3-UM - Neal 57-yard run (pass failed) 10:35
- 3-UM - Atkinson 23-yard field goal 6:32
- 3-UM - Badanjek 1-yard run (run failed) 3:47
- 3-UM - Edmunds 40-yard pass from Reich (Atkinson kick) 3:47
- 3-UT - Penuska 100-yard kickoff return (pass failed) 0:10
- 4-UM - Badanjek 1-yard run (pass failed) 2:28

	UM	UT
First Downs	22	13
Rushing Yards	229	148
Passing	201	132
Comp-Att-Int	17-28-1	15-24-0
Return Yards	80	194
Punts-Avg.	4-39.0	5-42.4
Fumbles-Lost	2-2	2-2
Penalties-Yards	8-63	6-49

RUSHING-Maryland, Neal 12-107. Tennessee, Jones 14-80.
PASSING-Maryland, Reich 17-28-201. Tenn., Robinson 15-24-132.
RECEIVING-Maryland, Hill 4-69. Tennessee, McGee 6-66.
Att: 50,126



After rallying from a 21-0 halftime deficit, the Terps carried coach Bobby Ross off the field after winning the '84 Sun Bowl.

CHERRY BOWL

Pontiac
Silverdome
Pontiac, Mich.
Dec. 21, 1985



Maryland 35
Syracuse 18

Quarterback Stan Gelbaugh completed 14 passes for 223 yards, threw two touchdowns and rushed for another as Maryland defeated Syracuse 35-18. The Terrapins, who trailed 3-0 early in the first quarter, took their first lead thanks to Gelbaugh's four-yard touchdown run. Trailing 10-6 in the second quarter, Gelbaugh hit tight end Chris Knight for a three-yard score to put the Terps in the lead for good. The touchdown pass also was the start of a 22-point second quarter that tied a Maryland bowl record for points scored in a quarter.

Box Score

	1st	2nd	3rd	4th	F
Syracuse	3	7	8	0	— 18
Maryland	6	22	7	0	— 35

- 1-SU - McAulay 26-yard field goal 10:27
- 1-UM - Gelbaugh 4-yard run (kick failed) 6:36
- 2-SU - Drummond 10-yard run (McAulay kick) 12:53
- 2-UM - Knight 3-yard pass from Gelbaugh (Badanjek run) , 8:50
- 2-UM - Tye 8-yard fumble return (Plocki kick) 3:41
- 2-UM - Blount 20-yard run (Plocki kick) 1:43
- 3-UM - Abdur-Ra'ooof 6-yard pass from Gelbaugh (Plocki kick) 11:27
- 3-SU - McPherson 17-yard run (Schwedcs from McPherson) 2:51

	UM	SU
First Downs	22	28
Rushing Yards	244	241
Passing	223	204
Comp-Att-Int	14-20-1	18-30-3
Return Yards	99	135
Punts-Avg.	3-38.7	1-52.0
Fumbles-Lost	0-0	3-2
Penalties-Yards	5-54	3-26

RUSHING-Maryland, Blount 24-135. Syracuse, McPherson 21-111.
PASSING-Maryland, Gelbaugh 14-20-223. Syracuse, McPherson 18-30-204.
RECEIVING-Maryland, Abdur-Ra'ooof 5-86. Syracuse, Slano 4-69.
Att: 51,858



Len Lynch (63) hoists the 1985 Cherry Bowl trophy.

INDEPENDENCE BOWL

Independence Stadium
Shreveport, La.
Dec. 15, 1990



Maryland 34
La. Tech 34

Tech's Chris Boniol hit a 29-yard field goal with no time remaining in the 1990 Independence Bowl, allowing the Bulldogs to escape Shreveport with a 34-34 tie. The Terrapins fell behind 31-20 early in the fourth quarter but rallied to take the lead when Scott Zolak threw a 15-yard touchdown pass to Brad Johnson with :52 remaining. However, on the ensuing kickoff, Tech's Lorenzo Baker returned the kick 41 yards to start the Bulldog drive on the Maryland 39-yard line. Five plays and 28 yards later, Boniol kicked his second field goal of the game to even the score.

Box Score

	1st	2nd	3rd	4th	F
Maryland	14	0	6	14	— 34
Louisiana Tech	0	14	14	6	— 34

- 1-UM - Jackson 1-yard run (DeArmas kick) 11:59
- 1-UM - Jackson 2-yard run (DeArmas kick) 5:06
- 2-LT - Richardson 5-yard run (Boniol kick) 8:30
- 2-LT - Davis 3-yard run (Boniol kick) 0:17
- 3-LT - Richardson 1-yard run (Boniol kick) 10:35
- 3-UM - Jackson 11-yard run (kick failed) 7:44
- 3-LT - Slaughter 7-yard pass from Johnson (Boniol kick) 5:52
- 4-LT - Boniol 36-yard field goal 13:52
- 4-UM - Mason 28-yard pass from Zolak (DeArmas kick) 11:20
- 4-UM - Johnson 15-yard pass from Zolak (DeArmas kick) 0:52
- 4-LT - Boniol 28-yard field goal 0:00

	UM	LT
First Downs	16	25
Rushing Yards	191	150
Passing	115	254
Comp-Att-Int	11-18-1	18-28-3
Return Yards	22	3
Punts-Avg.	4-37.2	1-34.0
Fumbles-Lost	1-1	3-1
Penalties-Yards	9-88	6-53

RUSHING-Maryland, Jackson 17-50. La.Tech, Richardson 27-81.
PASSING-Maryland, Zolak 7-16-159. La.Tech, Johnson 7-8-70.
RECEIVING-Maryland, Johnson 5-107. La.Tech, Slaughter 5-66.
Att: 48,325



Clarence Jones (74) lifts Troy Jackson in the air after the Terps' third-quarter score in the '90 Independence Bowl.



ORANGE BOWL

PEACH BOWL

Pro Player Stadium
Miami, Fla.
Jan. 2, 2002



Florida 56
Maryland 23


Maryland made its first bowl appearance since 1990, but fell to the fifth-ranked Florida Gators, 56-23. Florida's Rex Grossman came off the bench to throw for 248 yards and four touchdowns. The Gators jumped out to a 14-0 lead, but the Terps rallied to close to within 14-10. Florida, however, scored five unanswered touchdowns to pull away. Marc Riley rushed for two touchdowns for the Terps. The teams combined for an Orange Bowl record 79 points and 1,019 total yards.

georgia dome
atlanta, Ga.
Dec. 31, 2002



Maryland 30
Tennessee 3

The Terps posted their first bowl win since 1985 with a dominating performance over the Tennessee Volunteers. QB Scott McBrien ran for a pair of touchdowns, Nick Novak booted three field goals, All-America linebacker E.J. Henderson registered 12 solo tackles, and cornerback Curome Cox returned an interception for a touchdown to highlight Maryland's performance. The Terps never trailed in the game, taking their opening possession in for a touchdown on a one-yard run by McBrien and taking a 17-3 lead into intermission. It was the most lopsided bowl loss in UT history.



Seniors Todd Wike and Durrand Roundtree show off the 2002 Peach Bowl trophy.

Box Score

	1st	2nd	3rd	4th	F
Florida	14	14	21	7	56
Maryland	7	3	0	13	23

- 1-UF - Graham 1-yard run (Chandler kick) 9:51
- 1-UF - Jacobs 46-yard pass from Berlin (Chandler kick) 0:12
- 1-UM - Williams 64-yard pass from Hill (Novak kick) 0:00
- 2-UM - Novak 20-yard field goal 12:20
- 2-UF - Jacobs 15-yard pass from Grossman (Chandler kick) 2:18
- 2-UF - Gaffney 4-yard pass from Grossman (Chandler kick) 0:03
- 3-UF - Graham 6-yard run (Chandler kick) 11:22
- 3-UF - Gillespie 11-yard run (Chandler kick) 7:26
- 3-UF - Gaffney 33-yard pass from Grossman (Chandler kick) 2:52
- 4-UM - Riley 1-yard run (Novak kick) 11:56
- 4-UF - Perez 10-yard pass from Grossman (Chandler kick) 10:16
- 4-UM - Riley 10-yard run (Novak kick) 5:10

	UM	UF
First Downs	19	30
Rushing Yards	103	203
Passing	257	456
Comp-Att-Int	23-39-1	33-49-2
Return Yards	189	93
Punts-Avg.	5-46.2	2-53.0
Fumbles-Lost	0-0	2-1
Penalties-Yards	4-20	6-43

RUSHING-Maryland, Hill 11-31. Florida, Graham 16-149.
PASSING-Maryland, Hill 23-39-257. Florida, Grossman 20-28-248.
RECEIVING-Maryland, Murphy 5-42. Florida, Jacobs 10-170.
Att: 73,640

Box Score

	1st	2nd	3rd	4th	F
Tennessee	0	3	0	0	3
Maryland	7	10	3	10	30

- 1-UM - McBrien 1 run (Novak kick) 6:00
- 2-UM - Cox 54 interception return (Novak kick) 11:32
- 2-UT - Walls 38 field goal 4:46
- 2-UM - Novak 48 field goal 0:47
- 3-UM - Novak 44 field goal 6:48
- 4-UM - McBrien 6 run (Novak kick) 12:55
- 4-UM - Novak 25 field goal 4:12

	UT	UM
First Downs	18	17
Rushing Yards	45	154
Passing	242	120
Comp-Att-Int	23-37-1	11-19-0
Return Yards	85	177
Punts-Avg.	6-47.7	3-50.3
Fumbles-Lost	1-1	2-1
Penalties-Yards	8-68	2-10

RUSHING-Maryland, Perry 15-50. Tennessee: Houston 9-34.
PASSING-Maryland, McBrien, 11-19-0-120. Tennessee, Clausen 23-37-1-242.
RECEIVING-Maryland, Harrison 4-74. Tennessee Brown 5-75.
Att: 68,330.



Marc Riley ran for two touchdowns, including this 10-yard run in the fourth quarter.



Curome Cox set a school bowl record with a 54-yard interception return for touchdown in the Peach Bowl.



Quarterback Scott McBrien was named the Peach Bowl's Offensive MVP.



ALL-TIME BOWL GAME RECORDS

INDIVIDUAL RECORDS

Rushing Yards

165 (23 carries), Lu Gambino vs. Georgia, 1948 Gator
 153 (28), Ed Modzelewski vs. Tennessee, 1952 Sugar
 159 (39), Charlie Wysocki vs. Florida, 1980 Tangerine
 132 (24), Alvin Blount vs. Syracuse, 1985 Cherry
 127 (20), Steve Atkins vs. Florida, 1975 Gator
 126 (29), Louis Carter vs. Georgia, 1973 Peach
 108 (8), Ed Vereb vs. Oklahoma, 1956 Orange
 107 (12), Tommy Neal vs. Tennessee, 1984 Sun

Rushing Attempts

39, Charlie Wysocki vs. Florida, 1980 Tangerine

Rushing Touchdowns

3, Troy Jackson vs. Louisiana Tech, 1990 Independence

Longest Touchdown Run

57 yards, Tommy Neal vs. Tennessee, 1984 Sun

Passing Yards

257 (23 of 39, 1 TD, 1 Int.), Shaun Hill vs. Florida, 2002 Orange
 251 (19 of 32, 2 TD, 1 Int.), Boomer Esiason vs. Washington, 1982 Aloha
 223 (14 of 20, 2 TD, 1 Int.), Stan Gelbaugh vs. Syracuse, 1985 Cherry
 215 (17 of 28, 1 TD, 3 Int.), Scott Zolak vs. Louisiana Tech, 1990 Independence
 211 (12 of 20, 0 TD, 1 Int.), Larry Dick vs. Minnesota, 1977 Hall of Fame
 201 (17 of 28, 1 TD, 1 Int.), Frank Reich vs. Tennessee, 1984 Sun

Pass Completions

23, Shaun Hill vs. Florida, 2002 Orange

Pass Attempts

39, Shaun Hill vs. Florida, 2002 Orange

Passing Touchdowns

2, Boomer Esiason vs. Washington, 1982 Aloha
 2, Stan Gelbaugh vs. Syracuse, 1985 Cherry
 2, Scott Zolak vs. Louisiana Tech, 1990 Independence



Lu Gambino holds the Maryland record for rushing yards in a game with 165, gained in the '48 Gator Bowl.

Longest Touchdown pass

68, Louis Carter to Walter White vs. Georgia, 1973 Peach

Total Offense

288 yards (31 run, 257 pass), Shaun Hill vs. Florida, 2002 Orange
 252 yards (1 run, 251 pass), Boomer Esiason vs. Washington, 1983 Aloha

Receptions

8 (126 yards), Charlie White vs. Minnesota, 1977 Hall of Fame

Receiving Yards

126 (8 rec., 0 TD), Charlie White vs. Minnesota, 1977 Hall of Fame
 107 (5 rec., 1 TD), Barry Johnson vs. Louisiana Tech, 1990 Independence
 106 (2 rec., 1 TD), Walter White vs. Georgia, 1973 Peach

Touchdown Receptions

1, Lu Gambino from John Baroni, 1948 Gator
 1, Bob Shemonski from Ed Fullerton, 1952 Gator
 1, Walter White from Louis Carter, 1973 Peach
 1, Kim Hoover from Larry Dick, 1975 Gator
 1, Eric Sievers from Mark Manges, 1977 Cotton
 1, Dave D'Addio from Boomer Esiason, 1982 Aloha
 1, John Tice from Boomer Esiason, 1982 Aloha
 1, Ferrell Edmunds from Frank Reich, 1984 Sun
 1, Chris Knight from Stan Gelbaugh, 1985 Cherry
 1, Azizzuddin Abdur-Ra'ooof from Stan Gelbaugh, 1985 Cherry
 1, Mark Mason from Scott Zolak, 1990 Independence
 1, Barry Johnson from Scott Zolak, 1990 Independence
 1, Jafar Williams from Shaun Hill, 2002 Orange

All-Purpose Yardage

189 (165 rush, 24 rec.), Lu Gambino vs. Georgia, 1948 Gator
 184 (93 rush, 47 rec., 44 ret.), Mark Mason vs. Louisiana Tech, 1990 Independence

Touchdowns Responsible For

3, Lu Gambino (35 run, 1 run, 24 rec.) vs. Missouri, 1948 Gator
 3, Ed Fullerton (2 run, 7 pass, 46 int.) vs. Tennessee, 1952 Sugar
 3, Troy Jackson (2 run, 2 run, 11 run) vs. Louisiana Tech, 1990 Independence

Field Goals

5 (18, 48, 31, 22, 26 yds.), Jess Atkinson vs. Tennessee, 1983 Citrus
 4 (35, 27, 27, 43 yds.), Dale Castro vs. Florida, 1980 Tangerine

Longest Field Goal

48 yards, Jess Atkinson vs. Tennessee, 1983 Citrus
 48 yards, Nick Novak vs. Tennessee, 2002 Peach

Punting Average

53.0 (3 for 159 yds.), Lynn Bightol vs. Oklahoma, 1956 Orange
 52.4 (5 for 262 yds.), Mike Sochko vs. Houston, 1977 Cotton

Longest Punt

77 yards, Mike Sochko vs. Houston, 1977 Cotton

Longest Kickoff Return

80 yards, Tommy Neal vs. Tennessee, 1983 Citrus

Fumble Return for a TD

8 yard return, Scott Tye vs. Syracuse, 1985 Cherry

Interception Return for a TD

54 yard return, Curome Cox vs. Tennessee, 2002 Peach

TEAM RECORDS

First Downs

25, 1990 Independence (12 rush, 9 pass, 4 pen.) vs. Louisiana Tech

First Downs Rushing

14, 1952 Sugar vs. Tennessee

First Downs Passing

12, 1983 Citrus vs. Tennessee

Fewest First Downs

9, 1956 Orange vs. Oklahoma

Rushing Yards

289 yards, 1952 Sugar vs. Tennessee

Rushing Attempts

54, 1980 Tangerine (177 yards) vs. Florida
 54, 1984 Sun (229 yards) vs. Tennessee

Rushing Touchdowns

3, 1950 Gator vs. Missouri
 3, 1984 Sun vs. Tennessee
 3, 1990 Independence vs. Louisiana Tech

Fewest Rushing Yards

68, 1982 Aloha vs. Washington

Passing Yards

257 yards, 2002 Orange vs. Florida

Pass Completions

23, 2002 Orange vs. Florida

Pass Attempts

43, 1978 Sun vs. Texas (17 completions)

Passing Touchdowns

2, 1982 Aloha vs. Washington
 2, 1985 Cherry vs. Syracuse
 2, 1990 Independence vs. Louisiana Tech

Fewest Passing Yards

16, 1950 Gator vs. Missouri

Total Yards

467, 1985 Cherry vs. Syracuse (244 rush, 223 pass)

Fewest Total Yards

212, 1954 Orange vs. Oklahoma

Pass Interceptions

4, 1952 Sugar vs. Tennessee

Fumbles Lost

3, 1973 Peach vs. Georgia
 3, 1974 Liberty vs. Tennessee

Penalty Yards

120 on 12 penalties, 1952 Sugar vs. Tennessee