

2016 MARYLAND FOOTBALL

Nov. 19 • Noon ET • Lincoln, Neb.
Memorial Stadium
Capacity: 90,000
Surface: FieldTurf
Live Stats: huskers.com

Television (ESPNEWS)

Mike Couzens.....Play-by-Play
 Dan Hawkins.....Analyst

Radio

Maryland Sports Radio Network
 Baltimore 105.7 WJZ-FM; Washington, D.C.,
 flagship ESPN 980 AM; also available on TuneIn
 Johnny Holliday (38th season).....Play-by-Play
 Tim Strachan (21st season).....Color Analyst
 Scott McBrien (4th season).....Color Analyst

Satellite Radio

135 (Sirius), 195 (XM), 957 (Internet)

Looking Ahead

RUTGERS

Date.....Sat., Nov. 26, 2016
 Location.....College Park, Md.
 Stadium.....Capital One Field at Maryland Stadium
 Kickoff.....Noon
 Series.....Maryland leads, 6-5
 TV.....ESPNews

Coaching Staff

DJ Durkin (f).....Head Coach
 Walt Bell (b).....Offensive Coord./QBs
 Andy Buh (b).....Defensive Coord.
 Pete Lembo (f).....Asst. HC/Spec Tms Coord./TEs
 Mike London (f).....Assoc. HC/DL
 Aazaar Abdul-Rahim (f).....Defensive Backs
 Matt Barnes (f).....Linebackers
 Chris Beatty (f).....Wide Receivers
 Dave Borbely (f).....Offensive Line
 Anthony Tucker (f).....Running Backs
Key: Booth (b); Field (f)

Graduate Assistants: Cooper Bassett, Kyle Cefalo, Joe Furco, Alex Garwig

Social Media

Facebook...../MarylandTerrapins
/TerpsFootball

Twitter.....@umterps
@TerpsFootball

Instagram.....@umterps
@Terps.Football

MARYLAND

M 5-5, 2-5 Big Ten
Head Coach: DJ Durkin
Streak: Lost 3

#19 NEBRASKA

N 8-2, 5-2 Big Ten
Head Coach: Mike Riley
Streak: Won 1

WHAT'S INSIDE: Page 3 - Series Notes • Page 4-5 - By The Numbers • Page 8 - Depth Chart

OPENING DRIVE

Setting The Stage

The Maryland football program faces its third consecutive AP top-20 opponent Saturday as it meets No. 19 Nebraska in Lincoln, Neb. It marks the first meeting in history between Maryland and Nebraska.

Quick Hitters

Despite nearly 250 years of combined football history, Saturday's matchup marks the first meeting in history between Maryland and Nebraska. It will also mark the first Maryland football game ever played in the state of Nebraska.

Saturday's game marks the fourth time in history that Maryland will have faced an AP top-20 opponents in three consecutive weeks (2004, 1983, 1980). Maryland has faced then-No. 2 Michigan and then-No. 6 Ohio State leading into its game with No. 19 Nebraska.

Maryland's rushing offense has totaled 2,137 yards on the ground through its first 11 games, the most since the 2003 season (2,487). Currently ranked third in the Big Ten with 213.7 rush yards/g, it would mark the first time since 2001 that Maryland averaged more than 200 yards on the ground in a season.

Senior quarterback **Perry Hills** continues to lead the Big Ten Conference in completion percentage (66.7), while ranking second in passing efficiency (150.1). Hills currently ranks eighth in program history in touchdown passes (27) and 10th in total offensive yards (3,562).

Senior wideout **Levern Jacobs** is steadily climbing Maryland's all-time receiving charts, most recently moving into a tie for seventh in career receptions (120) and surpassing Vernon Davis for 14th in career receiving yards (1,401).

Maryland Schedule

Date	Opponent	Result/Time	TV	Series
Sept. 3	Howard	W, 52-13	BTN	Maryland leads, 1-0
Sept. 9	at FIU	W, 41-14	CBS Sports Network	Maryland leads, 5-0
Sept. 17	at UCF	W, 30-24 (2ot)	CBS Sports Network	Maryland leads, 1-0
Oct. 1	Purdue * #	W, 50-7	BTN	Maryland leads, 2-0
Oct. 8	at Penn State *	L, 14-38	BTN	Penn State leads, 37-2-1
Oct. 15	Minnesota *	L, 10-31	ESPNU	Series tied, 1-1
Oct. 22	Michigan State *	W, 28-17	BTN	Michigan State leads, 6-2
Oct. 29	at Indiana *	L, 36-42	ESPNU	Indiana leads, 4-1
Nov. 5	at #2 Michigan *	L, 3-59	ESPN	Michigan leads, 5-1
Nov. 12	#6 Ohio State *	L, 3-62	ESPN	Ohio State leads, 3-0
Nov. 19	at #19 Nebraska *	Noon	ESPNews	First Meeting
Nov. 26	Rutgers *	Noon	ESPNews	Maryland leads, 6-5

#Homecoming; All times Eastern; *Big Ten game

GAME 11: MARYLAND vs. NEBRASKA

MONDAY	TUESDAY	WEDNESDAY	THURSDAY	FRIDAY	SATURDAY	SUNDAY
Practice (Closed to Media)	DJ Durkin Press Conference - Noon (Press Box) Player Availability - 12:15 pm (Press Box) DJ Durkin Big Ten Coaches Teleconference - 1:12 p.m. (Contact Dustin Semonavick for call-in information) Practice (Closed to Media)	Coord. Availability Noon (Press Box) Player Availability 12:30 pm (Press Box) Practice (Closed to Media) DJ Durkin Radio Show - 7 p.m. (Buffalo Wild Wings - College Park)	Practice (Closed to Media) DJ Durkin Teleconference - Noon (Contact Dustin Semonavick for call-in information)	Travel Day	Game 11 Maryland at Nebraska Noon ET (ESPNews) Postgame DJ Durkin and player availability	OFF

Maryland Media Relations

Dustin Semonavick (Primary)

Assistant AD/Football Communications
 Email..... dustin@umd.edu
 Phone 301-314-7065 (O)
 757-544-8393 (C)

Sean Ellenby (Secondary)

Assistant Director, Athletics Media Relations
 Email..... sellenby@umd.edu
 Phone 301-314-8093 (O)

Zack Bolno

Sr. Assoc. AD/Strategic Comm. & Media Relations
 Email..... zbolno@umd.edu
 Phone 301-314-1482 (O)

Important Telephone Numbers

Media Relations Office.....301-314-7064
 Capital One Field at Maryland Stad. Press Box
 Phone301-405-7810

Interviews

Media interviews with all Maryland players and coaches must be arranged through the Maryland Media Relations Department. Contact **Dustin Semonavick**, assistant athletics director/football communications, at dustin@umd.edu or at 301-314-7065 to arrange interviews with head coach DJ Durkin and Maryland players. Members of the media may also contact **Sean Ellenby**, assistant director of media relations, at sellenby@umd.edu or at 301-314-8093 to arrange player interviews.

MEDIA GUIDELINES

Season Practice Policy

Practices, which are normally scheduled for Monday, Tuesday, Wednesday and Thursday, are closed to the media and public. Friday walk-throughs (home and away) are also closed. Contact Dustin Semonavick for photo and B-roll requests.

Postgame Media Availability

At home, Durkin will address the media in Glazer Auditorium of the Gossett Football Team House. Players will follow Durkin. On the road, Durkin and players will address the media at a designated location. The locker room is closed and interviews are not permitted on the field at the conclusion of any game.

Social Media

Twitter fan feeds for the athletic department (@umterps), the football program (@TerpsFootball) and head coach DJ Durkin (@CoachDurkin) are available. Our Facebook home is located at <http://www.facebook.com/marylandterrapinsofficialpage> along with the football program at <http://www.facebook.com/TerpsFootball>. On Instagram, you can follow Maryland athletics (/marylandterrapins) and the football program (/TerpsFootball) with content also available on YouTube for the athletics department (/marylandathletics).

2016 Big Ten Football Coaches Teleconference (Eastern Time)

Pat Fitzgerald, Northwestern	Noon
Jim Harbaugh, Michigan	12:08 p.m.
Paul Chryst, Wisconsin	12:16 p.m.
Mike Riley, Nebraska	12:24 p.m.
Mark Dantonio, Michigan State	12:32 p.m.
Kirk Ferentz, Iowa	12:40 p.m.
Tracy Claeys, Minnesota	12:48 p.m.
Chris Ash, Rutgers	12:56 p.m.
Lovie Smith, Illinois	1:04 p.m.
DJ Durkin, Maryland	1:12 p.m.
Gerad Parker, Purdue	1:20 p.m.
James Franklin, Penn State	1:28 p.m.
Urban Meyer, Ohio State	1:36 p.m.
Kevin Wilson, Indiana	1:44 p.m.

Parking for Media Availability

Parking will be available on the concourse of Capital One Field at Maryland Stadium. Enter at Gate E, which is located on the North side of Maryland Stadium on Stadium Drive. Turn left and park against the brick walls. The press box in Tyser Tower may be accessed by utilizing elevator 1 on the concourse. The press box is located on the fifth floor.

Credentials

Single-game credential requests should be submitted to Dustin Semonavick (dustin@umd.edu) at least one week prior to the home date. Requests should be submitted at <http://www.sportssystem.com/clients/maryland>. For outlets requesting overnight delivery of credentials, please supply the Maryland Media Relations Department with a FedEx account number.

collegepressbox.com

Collegepressbox.com is the official media website for NCAA FBS football. Access and download weekly game notes, quotes, statistics, media guides, headshots, logos and more for each conference and its member schools. Login information will be distributed to accredited media or you can apply for a password by sending an e-mail to: password@collegepressbox.com.

NEBRASKA: AT A GLANCE

RECORD: 8-2, 5-2 Big Ten

Home: 6-0; Away: 2-2; Neutral: 0-0

2016 SCHEDULE

Sept. 3	Fresno State	W, 43-10
Sept. 10	Wyoming	W, 52-17
Sept. 17	Oregon	W, 35-32
Sept. 24	at Northwestern	W, 24-13
Oct. 1	Illinois	W, 31-16
Oct. 15	at Indiana	W, 27-22
Oct. 22	Purdue	W, 27-14
Oct. 29	at Wisconsin	L, 17-23 (ot)
Nov. 5	at Ohio State	L, 3-62
Nov. 12	Minnesota	W, 24-17
Nov. 19	Maryland	Noon
Nov. 25	at Iowa	TBA

2016 STAT LEADERS

Rushing					
	No.	Yds.	Avg.	Lg.	TD
Terrell Newby	149	727	4.9	63	4
Armstrong	107	499	4.7	37	8
Devine Ozigbo	90	346	3.8	17	5

Passing					
	C-A-I	Pct.	Yds.	Lg.	TD
Armstrong	138-259-8	53.3	2055	72	13

Receiving					
	No.	Yds.	Avg.	Lg.	TD
S. Morgan	27	389	14.4	72	1
J. Westerkamp	26	391	15.0	55	4
Alonzo Moore	16	360	22.5	63	2

Defense				
	U-A	Total	Sacks	TFL
Josh Banderas	33-38	71	0.0	5.0
Nathan Gerry	41-23	64	0.5	7.0
K. Williams	36-22	58	0.0	3.0

SERIES HISTORY:

Maryland vs. Nebraska

First Meeting

Maryland-Nebraska Connections

- Freshman defensive lineman **Adam McLean** and Nebraska junior linebacker Marcus Newby both attended Quince Orchard High School in North Potomac, Md.
- Junior defensive lineman **Kingsley Opara** and Nebraska cornerback Chris Jones are both from Jacksonville, Fla.
- Senior wide receiver **Josh Bekoe** and Nebraska wide receiver De'Mornay Pierson-El both hail from nearby Alexandria, Va.
- Sophomore outside linebacker **Mbi Tanyi** calls Houston, Texas home as do Nebraska cornerback Joshua Kalu, offensive lineman Dwayne Johnson Jr. and DaiShon Neal.

TALE OF THE TAPE

MD	CATEGORY	NEB
26.7	Scoring Offense	28.3
30.7	Scoring Defense	22.6
213.7	Rushing Offense	186.7
179.6	Passing Offense	214.8
393.3	Total Offense	401.5
228.7	Rushing Defense	141.7
216.6	Passing Defense	217.5
445.3	Total Defense	359.2

LEADERS COMPARISON

CATEGORY	MD	NEB
Touchdowns	Harrison/Moore (5)	Armstrong (8)
Passing Yards/G	Hills (126.6)	Armstrong (205.5)
Rushing Yards	Johnson (655)	Newby (727)
Receiving Yards	Moore (469)	Morgan (389)
Receptions	Morgan (38)	Samuel (52)
Tackles	Cockerille (87)	Banderas (71)
Sacks	Aniebonam (6.0)	Dzuris (4.5)
Interceptions	Hill (2)	Williams (5)
Punting Avg.	Lees (39.8)	Lightbourn (39.4)
Punt Return Avg.	Morgan (5.7)	Pierson-El (8.0)
KO Return Avg.	Moore (18.9)	Bryant (22.1)
Kicking	Greene (8/11)	Brown (10/12)

BY THE NUMBERS: OFFENSE

1

The Terps are one of just three teams in the Big Ten (Iowa, Ohio State) with two rushers who have gained at least 630 yards in 2016, as sophomore **Ty Johnson** leads the way with 656 yards and freshman **Lorenzo Harrison** is just behind with 633. It marks the first time since 2010 (Davin Meggett - 720, Da'Rel Scott - 708) that Maryland has had two running backs with at least 630 yards in a season.

5

Sophomore **Ty Johnson** has made a habit of breaking loose for huge plays in conference play, totaling seven plays of at least 40 yards or more in seven league games. Including a 66-yard rush most recently against Indiana, six of the seven big plays have been rushing attempts. Johnson averaged 10.9 yards on 13 carries against Indiana, becoming just the eighth player in Maryland history to average 10 yards/carry in a single game (min. 10 carries).

Ty Johnson's Big Plays

Gains of 40 yards or more since start of conference play (7 games)

1.) Oct. 1, 2016	Purdue	56-yard rush	
2.) Oct. 1, 2016	Purdue	76-yard rush	
3.) Oct. 1, 2016	Purdue	48-yard rush	Touchdown
4.) Oct. 8, 2016	at Penn State	66-yard catch	Touchdown
5.) Oct. 22, 2016	Michigan State	40-yard rush	
6.) Oct. 22, 2016	Michigan State	44-yard rush	
7.) Oct. 29, 2016	at Indiana	66-yard rush	Touchdown

7

Senior wide receiver **Teldrick Morgan** caught a season-best and game-high seven passes against sixth-ranked Ohio State over the weekend, totaling 56 yards. The New Mexico State transfer currently leads the Terps with 38 receptions, including at least four receptions in four of his last five games.

17

Sophomore **D.J. Moore** currently leads all Maryland receivers with a reception in 18 consecutive games dating back to Oct. 3, 2015. It is the longest streak for a Terrapin receiver since Torrey Smith pieced together a 30-game streak from Nov. 6, 2008 to the final game of his career on Dec. 29, 2010. Moore has caught five touchdown passes this season - the most for a Maryland player since Stefon Diggs had five in 2014.

67.4

Senior quarterback **Perry Hills** continues to lead the Big Ten Conference in completion percentage, completing passes at a 66.7 percent clip in 2016. He is 5-for-7 over his last two games as he has battled with injuries. Hills currently ranks seventh in Maryland history in touchdowns responsible for (37), eighth in touchdown passes (27), 10th in total offensive yards (4,245), 12th in completions (289) and 13th in yards (3,562).

120

Senior wide receiver **Levern Jacobs'** recent success has vaulted the veteran up Maryland's career receptions chart, moving into a tie with Russ Weaver (1992-94) in history with 120 career catches. Jacobs also moved into 14th in career reception yards (1,401), most recently passing Vernon Davis (2003-05).

367

The Maryland rushing attack is averaging 213.7 through its first 10 games. If the offense can keep up the output, it would be the first time since 2003 that a Maryland offense averaged better than 200 yards/g in a season. It would also mark just the fifth time since 1976 that the Terps achieved the mark.

633

Freshman running back **Lorenzo Harrison** has totaled 633 rushing yards this season, and needs just 57 more yards to break LaMont Jordan's Maryland freshman record of 689 rushing yards set in 1997. For comparison's sake, Jordan had 466 rushing yards through his first nine games.

BY THE NUMBERS: DEFENSE/SPECIAL TEAMS

1

The Terrapins are one of just three teams in the Big Ten Conference (Michigan, Indiana) with at least two blocked punts this season. Both blocks happened to be at the hands of Maryland's top running backs, with **Ty Johnson** blocking a punt against Howard and **Lorenzo Harrison** notching a block against Penn State.

6

True freshman defensive back **Elijah Daniels** made the first start of his career against the sixth-ranked Buckeyes, becoming the sixth true freshman to start for Maryland this season, joining **Tyrrell Pigrome**, **Lorenzo Harrison**, **Terrance Davis**, **Tino Ellis** and **Qwuantrezz Knight**. Harrison, Davis and Ellis are all products of nearby DeMatha Catholic High School.

True Freshmen Starters	
FBS Schools	
South Carolina	7 starters
Maryland	6 starters *
Miami (Fla.)	6 starters
Texas	6 starters
Bowling Green	5 starters
Oregon State	5 starters
Texas State	5 starters

*does not include true freshman punter Wade Lees

8.7

Junior linebacker **Shane Cockerille** totaled eight tackles against No. 6 Ohio State to maintain his position as the Big Ten Conference's fourth-leading tackler with 8.7 tackles/game. Cockerille has continued to impress in his first season on the defensive side of the ball, totaling at least seven tackles in seven of his eight seven games.

9

Senior cornerback **Alvin Hill** recorded a career-high nine tackles against the No. 2 Wolverines, including seven solo stops. Hill is having his best season as a Terrapin this year, leading the team in both interceptions (2) and ranking second in pass breakups (4). He is also the only defensive back to start in all nine games this season.

10

Sophomore safety **Darnell Savage, Jr.**, posted a career-high 10 tackles against No. 6 Ohio State last weekend, including nine solo stops. Savage currently ranks fourth on the Terps with 39 tackles this season.

2016 SCORING DRIVES

Opp.	Plays	Yards	TOP	Result	Qrt.	Time	Scoring Play	QB
HOW	6	57	2:01	TD	1	11:13	Goins 2yd run	Hills
HOW	9	55	3:50	TD	1	5:49	Edmunds 3yd run	Hills
HOW	--	--	--	TD	1	3:35	Edmunds 13yd blocked PR	--
HOW	8	76	3:02	TD	2	13:21	Johnson 21yd run	Hills
HOW	8	51	2:58	TD	2	8:41	Harrison 10yd run	Hills
HOW	8	58	3:10	TD	3	7:27	Pigrome 5yd run	Pigrome
HOW	8	60	2:45	FG	4	13:17	Greene 36yd FG	Pigrome
HOW	6	61	1:52	TD	4	3:33	Funk 1yd run	Bortenschlager
FIU	12	52	4:19	FG	1	7:51	Greene 23yd FG	Hills
FIU	--	--	--	TD	1	2:33	Carter 14yd INT ret	--
FIU	5	79	1:53	TD	2	12:27	Harrison 40yd run	Hills
FIU	4	73	1:24	TD	2	7:57	D.J. Moore 45yd rec	Hills
FIU	8	63	3:06	TD	2	0:56	Hayward 9yd rec	Hills
FIU	10	67	3:50	FG	3	11:10	Greene 28yd FG	Hills
FIU	5	66	1:55	TD	3	2:21	D.J. Moore 40yd rec	Hills
UCF	8	41	3:24	TD	2	10:04	Harrison 7yd run	Hills
UCF	7	80	1:46	FG	2	0:00	Greene 33yd FG	Hills
UCF	7	75	2:59	TD	3	0:41	Goins 16yd run	Hills
UCF	3	25	--	TD	ot	--	Hills 5yd run	Hills
UCF	2	25	--	TD	2ot	--	Pigrome 24yd run	Pigrome
PUR	6	80	1:58	TD	1	6:59	Morgan 11yd rec	Hills
PUR	2	79	1:11	TD	2	13:35	Harrison 62yd run	Hills
PUR	6	39	1:30	TD	2	10:08	Johnson 8yd run	Hills
PUR	8	91	3:58	TD	2	0:11	Hills 11yd run	Hills
PUR	6	81	3:02	TD	3	7:27	Morgan 5yd rec	Hills
PUR	4	59	1:11	TD	4	12:10	Johnson 48yd run	Pigrome
PUR	8	46	3:02	TD	4	7:12	Funk 9yd rec	Pigrome
PSU	5	81	1:43	TD	1	7:13	Johnson 66yd rec	Hills
PSU	3	37	1:03	TD	2	0:52	Pigrome 7yd run	Pigrome
MINN	10	57	3:29	FG	4	11:15	Greene 32yd FG	Pigrome
MINN	10	87	3:42	TD	4	5:42	D.J. Moore 11yd rec	Pigrome
MSU	9	96	3:22	TD	1	2:51	Harrison 8yd run	Hills
MSU	5	90	1:46	TD	2	5:41	D.J. Moore 36yd rec	Hills
MSU	8	75	2:46	TD	4	13:49	Goins 2yd run	Hills
MSU	10	82	5:09	TD	4	3:23	L. Jacobs 9yd rec	Hills
IND	3	74	0:43	TD	1	1:01	Johnson 66yd run	Hills
IND	10	65	3:29	TD	2	8:22	Hills 1yd run	Hills
IND	7	69	2:33	TD	2	0:30	D.J. Moore 23yd rec	Hills
IND	12	61	5:27	FG	3	1:11	Greene 32yd FG	Hills
IND	13	65	4:39	TD	4	3:51	Hills 5yd run	Hills
IND	7	75	0:49	TD	4	0:00	Morgan 5yd rec	Hills
MICH	10	55	4:26	FG	4	10:34	Greene 37yd FG	Rowe
OSU	13	76	4:11	FG	1	2:03	Greene 23yd FG	Rowe

2016 Game Captains

Opp.			
HOW	Hills	Dunn	Likely
FIU	Edmunds	Dunn	Carter
UCF	Hills	Carter	Goins
PUR	Edmunds	Likely	Goins
PSU	Braglio	Dunn	Likely
MINN	Morgan	Likely	Goins
MSU	Hills	Carter	Hill
IND	Hills	Ukandu	Hill
MICH	Braglio	Carter	D.J. Moore
OSU			

Players Out for the Season

Denzel Conyers (S)	Week 3	ACL
William Likely (CB)	Week 6	ACL

Terps on NFL Rosters

Nolan Carroll	Philadelphia Eagles
Jon Condo	Oakland Raiders
Sean Davis	Pittsburgh Steelers
Vernon Davis	Washington Redskins
Stefon Diggs	Minnesota Vikings
Erin Henderson	New York Jets
A.J. Hendy	Miami Dolphins (practice)
Darrius Heyward-Bey	Pittsburgh Steelers
Shaun Hill	Minnesota Vikings
D'Qwell Jackson	Indianapolis Colts
Quinton Jefferson	Seattle Seahawks
Darius Kilgo	Denver Broncos
Dexter McDougle	New York Jets (practice)
Yannick Ngakoue	Jacksonville Jaguars
Nick Novak	Houston Texans
Torrey Smith	San Francisco 49ers
Joe Vellano	Atlanta Falcons (practice)

DEPTH CHART

(as of November 15, 2016)

OFFENSE

WR	1	D.J. Moore	5-11	215	So.-1V
	13	DeAndre Lane	5-7	175	Sr.-1V
WR	19	Teldrick Morgan	6-0	190	Sr.-TR
	13	DeAndre Lane	5-7	175	Sr.-1V
or	10 (d)	DJ Turner	5-9	200	Fr.-HS
WR	8	Levern Jacobs	5-11	185	Sr.-3V
	83	Malcolm Culmer	5-11	192	Sr.-3V
or	17	Tino Ellis	6-1	185	Fr.-HS
TE	48	Derrick Hayward	6-5	235	Jr.-2V
	82	Avery Edwards	6-4	245	So.-1V
or	44	Andrew Isaacs	6-2	240	RJr.-RS
T	76	Michael Dunn	6-5	300	Sr.-3V
	55 (d)	Derwin Gray	6-5	325	So.-1V
G	63	Mike Minter	6-3	305	RSo.-RS
	53 (d)	Quarvez Boulware	6-2	290	RFr.-RS
C	64	Brendan Moore	6-3	300	So.-1V
	69	Joe Marchese	6-3	285	Jr.-SQ
G	75	Terrance Davis	6-3	315	Fr.-HS
	79	Maurice Shelton	6-3	301	Sr.-1V
T	58	Damian Prince	6-3	315	So.-1V
	71	EJ Donahue	6-3	308	RFr.-RS
or	70	Sean Christie	6-4	300	So.-SQ
RB	5	Wes Brown	6-0	217	Sr.-3V
or	34	Jake Funk	5-11	207	Fr.-HS
or	30 (d)	Kenneth Goins, Jr.	5-9	230	Sr.-3V
or	23 (d)	Lorenzo Harrison	5-8	193	Fr.-HS
or	6 (d)	Ty Johnson	5-10	205	So.-1V
QB	11 (d)	Perry Hills	6-2	213	Sr.-2V
	3 (d)	Tyrrell Pigrome	5-11	196	Fr.-HS
or	18 (d)	Max Bortenschlager	6-3	200	Fr.-HS
or	7 (d)	Caleb Rowe	6-3	210	Sr.-3V
or	14 (d)	Gage Shaffer	6-7	212	RFr.-RS

SPECIALISTS

K	3 (d)	Adam Greene	5-11	197	Jr.-1V
	97	Danny Sutton	6-0	186	Jr.-SQ
P	88	Wade Lees	6-2	202	Fr.-HS
	95 (d)	Nicolas Pritchard	5-10	211	So.-1V
LS	51	Matt Oliveira	6-1	205	So.-SQ
	56 (d)	Nate Adams	6-0	215	Jr.-2V

DEFENSE

END	90	Roman Braglio	6-2	260	Sr.-3V
	92	Chandler Burkett	6-3	245	Jr.-1V
NOSE	95 (d)	Azubuike Ukandu	6-0	307	Sr.-1V
	57 (d)	Kingsley Opara	6-3	300	Jr.-1V
TACKLE	96	Brett Kulka	6-4	260	So.-1V
	18 (d)	Cavon Walker	6-2	280	Sr.-2V
BUCK	41 (d)	Jesse Aniebonam	6-3	260	Jr.-2V
or	92	Chandler Burkett	6-3	245	Jr.-1
	15	Melvin Keihn	6-1	225	RSo.-RS
or	31	Nnamdi Egbuaba	6-0	232	So.-SQ
SAM	43	Jalen Brooks	6-1	235	Jr.-2V
	53 (d)	Brett Shepherd	6-4	215	Fr.-HS
NICKLE	21	RaVon Davis	5-10	172	So.-TR
	29	Elisha Daniels	6-0	185	Fr.-HS
WILL	2	Shane Cockerille	6-2	235	Jr.-2V
	43	Jalen Brooks	6-1	235	Jr.-2V
or	53 (d)	Brett Shepherd	6-4	215	Fr.-HS
MIKE	23 (d)	Jermaine Carter, Jr.	6-0	235	Jr.-2V
	22	Isaiah Davis	6-1	235	RFr.-RS
CB	27	Alvin Hill	5-11	200	Sr.-3V
	21	RaVon Davis	5-10	172	So.-TR
S	26	Darnell Savage, Jr.	5-10	187	So.-1V
	10 (d)	Josh Woods	6-1	203	Jr.-2V
S	12 (d)	Elijah Daniels	6-0	190	Fr.-HS
or	24	Qwuantrezz Knight	6-0	190	Fr.-HS
or	32 (d)	Jarrett Ross	5-9	200	Sr.-3V
CB	7 (d)	JC Jackson	6-1	190	So.-TR
or	17	Tino Ellis	6-1	185	Fr.-HS
	20	Antwaine Richardson	6-0	183	Fr.-HS

KR	1	D.J. Moore	5-11	215	So.-1V
or	19	Teldrick Morgan	6-0	190	Sr.-TR
PR	1	D.J. Moore	5-11	215	So.-1V
or	19	Teldrick Morgan	6-0	190	Sr.-TR
H	7 (d)	Caleb Rowe	6-3	210	Sr.-3V

CAREER START CHART

OFFENSE		Player	'12	'13	'14	'15	'16	Strk.	Car.
Boulware	-	-	-	-	1	1	1		
Brown	2	-	3	1	0	-	6		
Cockerille	-	-	0	1	0	-	1		
Culmer	-	4	0	7	3	-	14		
T. Davis	-	-	-	-	6	6	6		
Dunn	-	13	13	11	9	1	46		
Edmunds	-	10*	0	0	2	-	12		
Edwards	-	-	-	3	0	-	3		
Goins	-	4	4	2	0	-	10		
Gray	-	-	-	0	1	-	1		
Harrison	-	-	-	-	2	-	2		
Hayward	-	-	2	2	10	10	14		
Hills	7	-	0	8	9	4	25		
Isaacs	1	3	0	0	-	-	4		
Jacobs, L.	2	4	-	6	7	7	19		
Jacobs, T.	-	-	1	4	0	-	5		
Johnson	-	-	-	0	6	2	7		
Lane	-	0	0	4	0	-	4		
Likely	-	0	0	1	2	-	3		
Minter	-	-	0	3	9	-	12		
Moore, B.	-	-	-	0	10	10	10		
Moore, D.	-	-	-	10	10	20	20		
Morgan	-	-	11**	8**	8	8	24		
Pigrome	-	-	-	-	1	-	1		
Prince	-	-	-	6	10	10	16		
Rowe	1	2	0	4	0	-	7		
Shelton	-	0	0	2	4	-	6		

DEFENSE		Player	'12	'13	'14	'15	'16	Strk.	Car.
Aniebo.	-	-	0	3	6	1	9		
Braglio	-	1	1	10	10	16	22		
Brooks	-	-	4	11	2	-	17		
Burkett	-	0	0	0	5	5	5		
Carter, J.	-	-	0	12	10	22	22		
Cockerille	-	0	0	10	10	10	10		
Conyers	-	0	0	0	3	-	3		
Daniels, Elij.	-	-	-	1	1	1	1		
Davis, R.	-	-	-	3	1	3	3		
Ellis	-	-	-	-	1	-	1		
Hill	1	2	4	0	10	10	17		
Jackson	-	-	0	-	8	4	8		
Knight	-	-	-	-	1	-	1		
Kulka	-	-	-	0	4	-	4		
Likely	-	11	13	11	6	-	41		
Opara	-	-	0	0	9	9	9		
J. Ross	-	0	0	0	1	-	1		
Savage	-	-	-	1	9	2	10		
Shaw	-	-	1	4	0	-	5		
Ukandu	-	0	0	8	5	-	13		
Walker	-	0	0	0	1	-	1		
Woods	-	-	0	0	5	-	5		

PROJECTED STARTERS: OFFENSE

WR
1



D.J. MOORE • 5-11 • 215 • SO.-1V

- Leads all offensive players with 20 consecutive starts. Also has a catch in 18 straight games.
- Has five touchdown catches - most since Stefon Diggs in 2014.
- Had a career day at FIU (9/9), posting career-highs in catches (6), yards (147) and TDs (2).
- Leads team in reception yards (469), receiving TDs (5) and yards/catch (15.1).

WR
19



TELDRICK MORGAN • 6-0 • 192 • SR.-TR

- Transfer from New Mexico State; has more than 150 catches and 1,850 receiving yards.
- Had two touchdown catches against Purdue (10/1).
- Had season-high seven catches vs. #6 Ohio State (11/12).
- Leads team in catches (38); second in touchdown catches (3).

WR
8



LEVERN JACOBS • 5-11 • 185 • SR.-3V

- T-7th in Maryland history in catches (120) and 14th in yards (1401).
- Had career-high 10 catches and 82 yards against Minnesota (10/15).
- T-2nd on team with 31 catches.

TE
48



DERRICK HAYWARD • 6-5 • 235 • JR.-2V

- Has appeared in 34 career games, making 13 starts.
- Caught first career TD at FIU (9/9) - a 9-yard pass.
- Strong blocking tight end.

T
76



MICHAEL DUNN • 6-5 • 300 • JR.-2V

- Leads offense with 46 career starts.
- Missed game against Michigan (11/5) due to injury; returned vs. OSU.
- 2015 Honorable Mention All-Big Ten.
- Originally joined team as a preferred walk-on.

G
63



MIKE MINTER • 6-3 • 305 • RSO.-1V

- Two-time Academic All-Big Ten.
- Former walk-on.
- Started first three games of 2015 before suffering season-ending injury.

C
64



BRENDAN MOORE • 6-3 • 300 • SO.-1V

- Started first game of career vs. Howard (9/3).
- 2016 Rimington Trophy Watch List.


G
75



TERRANCE DAVIS • 6-3 • 315 • FR.-HS

- Has started six straight games at right guard.
- Product of nearby DeMatha Catholic HS.
- Cousin of teammate Lorenzo Harrison.

T
58



DAMIAN PRINCE • 6-3 • 315 • SO.-1V

- Has appeared in 20 games (16 starts) at right tackle in career.

RB
6



TY JOHNSON • 5-10 • 210 • SO.-1V

- Leads team with 8.5 yards/rush; has seven plays of at least 40 yards.
- Has surpassed 100 rushing yards 3 times in 2016 (PUR, MSU, IND).
- Carried 7 times for career-high 204 yards and 2 TDs vs. Purdue (10/1).
- Had career-long 66-yard TD reception at Penn State (10/8).


RB
23



LORENZO HARRISON • 5-8 • 193 • FR.-HS

- Needs just 57 yards to break LaMont Jordan's Maryland freshman running back record (689) set in 1997.
- Has five rushing touchdowns - most for a true freshman at MD since Rich Badanjek (1982).
- Leads team in rushing attempts (88); averaging 7.2 yards/carry.

QB
11



PERRY HILLS • 6-2 • 213 • SR.-2V

- 8th in Maryland history with 27 TD passes.
- Leads Big Ten in completion pct. (66.7) and passing efficiency (150.1).
- Completed a career-high 22 passes for 248 yards at Indiana (10/29).
- 2x Academic All-Big Ten selection.

NOTABLES

OL
55



DERWIN GRAY • SO.

- Made first career start against Michigan (11/5), lining up at left tackle in place of the injured Michael Dunn.


WR
13



DeANDRE LANE • SR.

- Has 11 catches for 133 yards.
- Had career-high 75 receiving yards in season-opener vs. Howard (9/3).

RB
30



KENNETH GOINS • SR.

- Has appeared in all 48 of Maryland's games dating back to 2013.
- Has scored three rushing touchdowns in 2016 after scoring just one in previous three seasons.

PROJECTED STARTERS: DEFENSE

END
90



ROMAN BRAGLIO • 6-2 • 260 • SR.-3V
 • Co-defensive leader on team with 22 starts overall.
 • Had 2.5 TFLs and 2.0 sacks vs. Purdue (10/1).
 • Posted season-high eight tackles at Penn State (10/8).

NOSE
57



KINGSLEY OPARA • 6-3 • 300 • JR.-1V
 • Second on team with 9.0 tackles for loss.
 • Had five tackles and 2.0 TFL vs. Howard (9/3) - also a FF.
 • Notched six tackles and 1.5 TFL vs. Michigan State (10/22).


T
18



CAVON WALKER • 6-2 • 280 • JR.-2V
 • Had career-high five tackles (2.0 TFL) at Indiana.
 • Notched first career sack at UCF (9/17).
 • Had 1.0 TFL vs. Purdue (10/1).

OR

T
96



BRETT KULKA • 6-4 • 260 • SO.- 1V
 • Made first career start at FIU (9/9).
 • Appeared in 11 games as a redshirt freshman in 2015.

BUCK
41



JESSE ANIEBONAM • 6-3 • 260 • JR.-2V
 • Leads team in TFLs (10.0) and sacks (6.0).
 • Had four tackles vs. Michigan State (10/22).
 • Had career-high 2.5 TFLs at UCF (9/17).

OR

BUCK
92



CHANDLER BURKETT • 6-3 • 245 • JR.- 1V
 • Had career-high nine tackles at Indiana (10/29).
 • Had two tackles and a fumble recovery vs. Michigan State (10/22).

SAM
43



JALEN BROOKS • 6-1 • 235 • JR.-2V
 • Has appeared in 33 games, making 17 starts in career.
 • Had four tackles vs. Howard (9/3), and notched first career sack.
 • A 2x All-Big Ten Academic selection.

NICKLE
21



RAVON DAVIS • 5-10 • 172 • SO.-TR
 • Started three games this season, including vs. Ohio State (11/12).
 • Transferred from Mississippi Gulf Coast Community College
 • Native of Fort Washington, Md.

WILL
2



SHANE COCKERILLE • 6-2 • 235 • JR.-2V
 • Ranks 4th in B1G with 8.7 tackles per game.
 • Had career-high 15 tackles vs. Michigan State (10/22).
 • Posted career-high 14 tackles and a TFL at UCF (9/17).

MIKE
23



JERMAINE CARTER • 6-0 • 235 • JR.-2V
 • Leads entire team with 22 consecutive starts.
 • Posted season-high 12 tackles at Indiana (10/29).
 • Recorded first career INT at FIU (9/9) and returned it for a TD.
 • 2016 Butkus Award Watch List.

CB
27



ALVIN HILL • 5-11 • 200 • SR.-3V
 • Has appeared in 44 career games, making 17 starts.
 • Leads team with 2 INTs, including a pick vs. Michigan State (10/22).
 • Recorded team-high nine tackles at No. 2 Michigan (11/5).

S
26



DARNELL SAVAGE • 5-10 • 187 • SO.-1V
 • Made career-high 10 tackles against #6 Ohio State (11/12).
 • Posted career-high six tackles at FIU (9/9).
 • Notched first career sack at Penn State (10/8).

S
12



ELIJAH DANIELS • 6-0 • 190 • FR.-HS
 • Made first career start against #6 Ohio State (11/12).
 • Totaled four tackles against the Buckeyes.

CB
7



JC JACKSON • 6-1 • 190 • SO.-TR
 • Forced a key red zone fumble against Michigan State (10/22).
 • Caught first career interception at UCF (9/17).
 • Leads team with five pass breakups in 2016.

SPECIAL TEAMS

K
3



ADAM GREENE • 5-11 • 197 • JR.-1V
 • 8-of-11 on FG attempts this season; 29-of-30 on PATs
 • Career: FGs - 11/16, PATs - 40/41


P
88



WADE LEES • 6-2 • 202 • FR.-HS
 • Opposing teams are averaging just 5.4 yards per punt return.
 • Averaged career-high 45.3 yards per punt vs. Minnesota (10/15).
 • Oldest freshman in entire FBS at 28 years old.
 • 2016 Ray Guy Watch List.

NOTABLES

BUCK
15



MELVIN KEIHN • SO.

- Had career-high eight tackles at Penn State (10/8).
- Sat out last season due to NCAA transfer policy - transfer from Va. Tech.

DT
95



AZUBUIKE UKANDU • SR.

- Had career-high 12 tackles in first start of season vs. Minnesota (10/15).
- Started 8 games in 2015.

CB
17



TINO ELLIS • FR.

- Made first start of career vs. Minnesota (10/15), making a career-high five tackles.
- Attended nearby DeMatha Catholic HS.

OFFENSIVE PLAYER STATS WITH CAREER HIGHS

RB - WES BROWN - 5 - Sr.

Career Notes

- Has 11 career rushing touchdowns.

2016 Season Notes

- Caught one pass for 15 yards vs. #6 Ohio State (11/12).
- Caught two passes for 53 yards at #2 Michigan (11/5).
- Rushed three times for 14 yards at Indiana (10/29).
- Made season debut vs. Purdue (10/1), catching one pass for 20 yards.
- Suspended for first three games of 2016 due to team violation in 2015.

Personal

- Attended nearby Good Counsel HS.

BROWN'S CAREER STATS

RUSHING

YR.	G-GS	ATT	GAIN	LOST	NET	AVG	TD	LP	AVG/G
2012	8-2	90	399	17	382	4.2	2	22	47.8
2014	12-3	103	388	32	356	3.5	6	33	29.7
2015	10-1	71	321	14	317	4.5	3	19	31.7
2016	5-0	22	37	24	13	0.6	0	9	2.6
Totals	35-6	286	1155	87	1068	3.7	11	33	30.5

RECEIVING

YR.	G-GS	REC	YDS	AVG	TD	LP	AVG/G
2012	8-2	5	14	2.8	0	7	1.8
2014	12-3	21	198	9.4	0	38	16.5
2015	10-1	13	89	6.8	0	24	9.9
2016	5-0	4	88	22.0	0	39	17.6
Totals	35-6	43	389	9.0	0	39	11.1

BROWN'S CAREER HIGHS

Rushing Yards	121 (vs. NC State, 10/20/12)
Rushes	25 (vs. NC State, 10/20/12)
Rushing Touchdowns	2 (vs. Iowa, 10/18/14)
Long Rush	33 yards (vs. James Madison, 8/30/14)
Long Reception	39 yards (at Michigan, 11/5/16)

WR - MALCOLM CULMER - 83 - Sr.

Career Notes

- Had career-best season as a junior in 2015, leading the team with 14.7 yards per reception.

2016 Season Notes

- Caught one pass for 14 yards at Indiana (10/29).
- Caught one pass for eight yards vs. Minnesota (10/15).
- Caught one pass for seven yards at FIU (9/9) and one pass for three yards at UCF (9/17).

CULMER'S CAREER STATS

RECEIVING

YR.	G-GS	REC	YDS	AVG	TD	LP	AVG/G
2013	12-4	5	59	11.8	0	26	4.9
2014	9-0	1	5	5.0	0	5	0.7
2015	12-7	15	221	14.7	2	48	18.4
2016	10-3	4	32	8.0	0	14	4.0
Totals	43-14	25	317	12.7	2	48	7.7

CULMER'S CAREER HIGHS

Receptions	4 (vs. Bowling Green, 10/20/12)
Receiving Yards	65 (vs. Penn State, 10/24/15)
Rushing Touchdowns	2 (vs. Iowa, 10/18/14)
Touchdowns	1 (2x, last vs. Indiana, 11/21/15)

WR - JAHVIS DAVENPORT - 85 - Soph.

Career Notes

- Appeared in 10 games in 2015, catching 11 passes for 154 yds and a TD.

2016 Notes

- Caught one pass for two yards vs. Howard (9/3)

DAVENPORT'S CAREER STATS

RECEIVING

YR.	G-GS	REC	YDS	AVG	TD	LP	AVG/G
2015	10-0	11	154	14.0	1	46	15.4
2016	5-0	1	2	2.0	0	2	2.0
Totals	15-0	12	156	13.0	1	46	14.2

DAVENPORT'S CAREER HIGHS

Receptions	7 (at Rutgers, 11/28/15)
Receiving Yards	89 (at Rutgers, 11/28/15)
Long Reception	46 (at West Virginia, 9/26/15)
Touchdowns	1 (at West Virginia, 9/26/15)

RB - TREY EDMUNDS - 9 - Sr.

Career Notes

- Spent previous 4 seasons at Va. Tech before transferring to Maryland prior to spring camp.
- Surpassed 1,000 career rushing yards on Sept. 3, 2016 vs. Howard.
- Had career-high 132 rushing yards in first game of career vs. Alabama.

2016 Season Notes

- Suffered a fracture in foot in week of Minnesota game - out indefinitely.
- Carried three times for eight yards at Penn State (10/8).
- Rushed seven times for 22 yards at UCF (9/17).
- Ran for team-high 78 yards on eight carries (9.8 y/c) at FIU (9/9).
- Scored twice in Maryland debut against Howard (9/3), rushing for a touchdown and scooping a blocked punt for the score. First multi-TD game since scoring four touchdowns at Miami (11/9/13). Also surpassed 1,000 career rushing yards in the game.

Personal

- Father is Ferrell Edmunds, who played tight end at Maryland (1984-87) and was a two-time Pro Bowler. Ferrell ranks 10th in career reception yards (1,641) and 11th in career receptions (101) at Maryland.
- Younger brothers, Terrell and Tremaine, both play football at Va. Tech.

EDMUNDS' CAREER STATS

RUSHING

YR.	G-GS	ATT.	YDS	AVG	TD	LP
2013 (VT)	12-10	166	675	4.1	10	77
2014 (VT)	7-0	21	97	4.6	0	26
2015 (VT)	13-0	47	185	3.9	3	35
2016	5-2	26	158	6.1	1	29
Totals	37-12	260	1115	4.3	14	77

RECEIVING

YR.	G-GS	REC	YDS	AVG	TD	LP
2013 (VT)	12-10	17	155	9.1	2	26
2014 (VT)	7-0	2	-5	-2.5	0	0
2015 (VT)	13-0	1	8	8.0	0	8
2016	5-2	1	14	14.0	0	14
Totals	37-12	21	172	8.2	2	26

EDMUNDS' CAREER HIGHS

Rushes	22 (vs. Marshall, 9/21/13)
Rushing Yards	132 (vs. Alabama, 8/31/13)
Rushing Touchdowns	4 (at Miami, 11/9/13)
Long Rush	77 yards (vs. Alabama, 8/31/13)

RB - JAKE FUNK - 34 - Fr.

2016 Notes

- Primarily playing on special teams.
- Carried four times for 13 yards vs. #6 Ohio State (11/12).
- Rushed five times for 20 yards at #2 Michigan (11/5).
- Made three special teams tackles at Indiana (10/29).
- Rushed six times for 33 yards vs. Purdue (10/1), and caught first career touchdown - a 9-yard pass from Tyrrell Pigrome.
- Rushed twice for four yards at FIU (9/9).
- Made collegiate debut against Howard (9/3), rushing eight times for 59 yards and a touchdown.

Personal

- 2015 Maryland Gatorade Player of the Year and *Wash. Post* All-Metro Offensive Player of the Year at nearby Damascus High School.

FUNK'S CAREER STATS

RUSHING

YR.	G-GS	ATT	GAIN	LOST	NET	AVG	TD	LP	AVG/G
2016	10-0	26	129	5	124	4.8	1	29	12.4

RECEIVING

YR.	G-GS	REC	YDS	AVG	TD	LP	AVG/G
2016	10-0	6	37	6.2	1	13	3.7

FUNK'S CAREER HIGHS

Rushes	8 (vs. Howard, 9/3/16)
Rushing Yards	59 (vs. Howard, 9/3/16)
Rushing Touchdowns	1 (vs. Howard, 9/3/16)
Long Rush	29 (vs. Howard, 9/3/16)
Receptions	3 (vs. #6 Ohio State, 11/12/16)
Reception Yards	19 (vs. #6 Ohio State, 11/12/16)
Receiving Touchdowns	1 (vs. Purdue, 10/1/16)
Long Reception	13 (at #2 Michigan, 11/5/16)

RB - KENNETH GOINS - 30 - Sr.

Career Notes

- Has appeared in all 48 of Maryland's games dating back to 2013.
- Standout special teams player, who has taken on a larger role in the backfield as a senior in 2016.

2016 Season Notes

- Had four carries for 23 yards and a touchdown vs. Michigan State (10/22).
- Rushed three times for 24 yards vs. Purdue (10/1).
- Carried three times for 34 yards and a touchdown at UCF (9/17).
- Rushed four times for 11 yards at FIU (9/9).
- Scored first touchdown of DJ Durkin era, in addition to rushing for 40 yards on four carries vs. Howard (9/3).

Personal

- Attended nearby Gilman School in Baltimore.

GOINS'S CAREER STATS

RECEIVING

YR.	G-GS	REC	YDS	AVG	TD	LP	AVG/G
2013	13-4	4	49	12.2	1	17	3.8
2014	13-4	7	54	7.7	1	17	4.2
2015	12-3	2	14	7.0	1	13	1.2
2016	10-0	0	0	0	0	0	0
Totals	48-11	13	117	9.0	3	17	2.5

RUSHING

YR.	G-GS	ATT	GAIN	LOST	NET	AVG	TD	LP	AVG/G
2013	13-4	9	48	0	48	5.3	0	10	3.7
2014	13-4	14	67	5	62	4.4	0	16	4.8
2015	12-3	9	61	1	60	6.7	1	42	5.0
2016	10-0	27	164	10	154	5.7	3	36	15.4
Totals	48-11	59	340	16	330	5.5	4	42	6.8

GOINS' CAREER HIGHS

Rushing Yards	42 (at Rutgers, 11/28/15)
Long Rush	42 yards (at Rutgers, 11/28/15)
Receiving Yards	17 (vs. Old Dominion, 9/7/13)
Touchdowns	1 (7x: last vs. Michigan State, 10/22/16)

RB - LORENZO HARRISON - 23 - Fr.

Career Honors

- Big Ten Freshman of the Week (10/24/16).

2016 Notes

- Did not play vs. #6 Ohio State (11/12).
- Needs just 57 yards to break LaMont Jordan's Maryland freshman single-season rushing record (689 yards), set in 1997.
- First freshman in Maryland history to score a rushing touchdown in each of his first four games.
- Leads Maryland in carries (88) and touchdowns (5).
- Rushed nine times for 58 yards at #2 Michigan (11/5).
- Ran for 73 yards on 14 carries at Indiana (10/29).
- Had career-highs in rush attempts (17) and yards (105), in addition to scoring a touchdown against Mich. State (10/22). Earned B1G Frosh of the Week.
- Carried four times for 35 yards (8.8 yards/c) vs. Minnesota (10/15).
- Rushed six times for 76 yards at Penn State (10/8). Also blocked a punt.
- Carried six times for 78 yards vs. Purdue (10/1), including a 62-yard touchdown scamper.
- Rushed 15 times for 77 yards and a touchdown at UCF (9/17).
- Ran eight times for 64 yards, including a 40-yard TD run, at FIU (9/9).
- Shined in collegiate debut against Howard (9/3), leading all rushers with 67 yards on nine carries and a touchdown.

Personal

- 2016 *Washington Post* First Team All-Metro at DeMatha Catholic HS.
- Teammate, freshman Terrance Davis (OL), is his cousin.

HARRISON'S CAREER STATS

RUSHING

YR.	G-GS	ATT	GAIN	LOST	NET	AVG	TD	LP	AVG/G
2016	9-2	88	664	31	633	7.2	5	62	70.3

RECEIVING

YR.	G-GS	REC	YDS	AVG	TD	LP	AVG/G
2016	9-2	9	72	8.0	0	16	8.0

HARRISON'S CAREER HIGHS

100-Yard Rushing Games	1 (vs. Michigan State, 10/22/16)
Rushes	17 (vs. Michigan State, 10/22/16)
Rushing Yards	105 (vs. Michigan State, 10/22/16)
Touchdowns	1 (5x, last vs. Michigan State, 10/22/16)
Long Rush	62 (vs. Purdue, 10/1/16)
Receptions	4 (at Indiana, 10/29/16)
Reception Yards	39 (at Indiana, 10/29/16)
Long Reception	16 (vs. Howard, 9/3/16)
Blocked punts	1 (at Penn State, 10/8/16)

TE - DERRICK HAYWARD - 48 - Jr.

2016 Notes

- Caught one pass for five yards vs. Michigan State (10/22).
- Caught one pass for three yards at UCF (9/17).
- Caught first career touchdown at FIU (9/9) - a 9-yard reception.

HAYWARD'S CAREER STATS

RECEIVING

YR.	G-GS	REC	YDS	AVG	TD	LP	AVG/G
2014	12-2	2	25	12.5	0	27	2.1
2015	12-2	2	10	5.0	0	6	0.8
2016	10-10	3	17	5.7	1	9	1.9
Totals	34-14	7	52	7.4	1	27	1.5

HAYWARD'S CAREER HIGHS

Receptions	1 (7x, last vs. Michigan State, 10/22/16)
Touchdowns	1 (at FIU, 9/9/16)
Receiving Yards	27 (at Wisconsin, 10/25/14)
Long Reception	27 (at Wisconsin, 10/25/14)

QB - PERRY HILLS - 11 - Sr.

Career Notes

- Ranks 8th in program history in TD passes (27), 7th in TDs responsible for (37), 10th in total offensive yards (4,245), 12th in career completions (290) and 13th in career passing yards (3,562).
- Rushed for 535 yards in 2015 - the fourth-most by a Maryland quarterback in single-season history - in addition to setting the single-game Maryland QB record with 170 yards at #1 Ohio State.
- Became first Terp since Lance Ball (2005) to post three straight 100-yard rushing performances in 2015, totaling 398 rushing yards against #1 Ohio State, Penn State and #10 Iowa.

2016 Season Notes

- Leads Big Ten in completion percentage (66.7) and ranks second in pass efficiency (150.1).
- Left game in first quarter vs. #6 Ohio State (11/12) due to injury.
- Completed all four passes at #2 Michigan (11/5), before leaving the game due to injury.
- Posted a career-high 22 completions and accounted for four TDs (two rush, two pass) at Indiana (10/29).
- Had 21 completions on 27 attempts for 200 yards and 2TDs vs. Mich. State (10/22).
- Missed game against Minnesota due to injury.
- Completed 5-of-7 passes, including a TD, at Penn State (10/8), before leaving the game just before halftime due to injury.
- Threw a pair of TD passes vs. Purdue (10/1), and also ran for a score.
- Completed 10 passes for 127 yards at UCF (9/17), and ran for 29 yards, including the touchdown in the first overtime.
- Matched career-high with 3 TD passes at FIU (9/9), passing for 210 yards and also running for 52 yards.
- Completed first 10 passes en route to 14-of-19 performance for 126 yards in opener against Howard (9/3), before being relieved in 3rd quarter.

Personal

- Spent 2016 offseason working with former NFL quarterback Gus Frerotte.
- A Pennsylvania state champion wrestler in high school.

HILLS' CAREER STATS

PASSING

YR.	G-GS	COM	ATT	INT	YDS	TD	LG	PCT
2012	7-7	97	169	7	1336	8	63	57.4
2014	3-0	5	10	0	86	1	53	50.0
2015	8-8	90	180	13	1001	8	52	50.0
2016	9-9	98	147	3	1139	10	66	66.7
Totals	27-24	290	506	23	3562	27	66	57.3

RUSHING

YR.	G-GS	ATT	GAIN	LOST	NET	AVG	TD	LP	AVG/G
2012	7-7	70	168	182	-14	-0.2	3	12	-2.0
2014	3-0	3	15	0	15	5.0	0	12	5.0
2015	8-8	109	671	122	535	4.9	3	75	59.4
2016	9-9	68	285	159	126	1.9	4	30	14.0
Totals	27-24	250	1125	463	662	2.6	10	75	23.6

HILLS' CAREER HIGHS

Passing Yards	305 (at West Virginia, 9/22/12)
Completions	22 (at Indiana, 10/29/16)
Passing Touchdowns	3 (2x, last at FIU, 9/9/16)
Long Completion	66 yards (at Penn State, 10/8/16)
Rushing Yards	170 (at Ohio State, 10/10/15)
Long Rush	75 (at Ohio State, 10/10/15)
Rushing Touchdowns	2 (2x, last at Indiana, 10/29/16)
Rushes	26 (vs. Penn State, 10/24/15)

WR - LEVERN JACOBS - 8 - Sr.

Career Notes

- Ranks 1-7th in Maryland history in receptions (120) and 14th in receiving yards (1,401). Surpassed 1,000 receiving yards vs. Wisconsin (11/7/15).
- One of two receivers in the Big Ten that did not drop a pass in 2015.

2016 Season Notes

- Caught one pass for 37 yards vs. #6 Ohio State (11/12).
- Notched a team-high four receptions at #2 Michigan (11/5) for 53 yards.
- Totaled four catches for 37 yards at Indiana (10/29).
- Led team with nine catches for 67 yards and a TD vs. Mich. State (10/22).
- Received a career-high 10 passes for 82 yards against Minnesota (10/15), surpassing 100 career catches in the game.
- Caught two passes for 13 yards at Penn State (10/8).
- Made first catch of season at UCF (9/17).
- Did not make a catch against Howard (9/3), snapping a streak of 13 straight games with a catch.

Personal

- Little brother is teammate and fellow WR, Taivon Jacobs. Levern and Taivon were the only brother duo to start in the same game in FBS in 2015.

L. JACOBS' CAREER STATS

RECEIVING

YR.	G-GS	REC	YDS	AVG	TD	LP	AVG/G
2012	11-2	7	50	7.1	0	19	4.5
2013	12-4	47	640	13.6	3	71	53.3
2015	10-6	35	425	12.1	3	49	42.5
2016	10-7	31	296	9.5	1	37	29.6
Totals	43-19	120	1401	11.7	7	71	32.6

L. JACOBS' CAREER HIGHS

Receiving Yards	158 (vs. Clemson, 10/26/13)
Receptions	10 (Minnesota, 10/15/16)
Long Reception	71 (vs. Clemson, 10/26/13)
All-Purpose Yards	147 (vs. Clemson, 10/26/13)
100-Yard Receiving Games	3, last vs. USF (9/19/15)

WR - TAIIVON JACOBS - 12 - Jr.

Career Notes

- Has appeared in 13 career games, making four starts.
- Totaled 264 receiving yards and two touchdowns in career.
- Third on team with 21 catches for 264 yards and two touchdowns in 2015.

2016 Season Notes

- Has not appeared in 2016 due to injury.

Personal

- Older brother is teammate and fellow wide receiver, Levern Jacobs. Levern and Taivon were the only brother duo to start in the same game in FBS in 2015.

T. JACOBS' CAREER STATS

RECEIVING

YR.	G-GS	REC	YDS	AVG	TD	LP	AVG/G
2014	1-0	0	0	0.0	0	0	0.0
2015	12-4	21	264	12.6	2	70	22.0
Totals	13-4	21	264	12.6	2	70	20.3

T. JACOBS' CAREER HIGHS

Receiving Yards	82 (vs. USF, 9/19/15)
Receptions	4 (vs. Indiana, 11/21/15)
Long Reception	70 (vs. USF, 9/19/15)
Touchdowns	1 (2x, last at Iowa, 10/31/15)

RB - TY JOHNSON - 6 - Soph.

Career Honors

- Big Ten Offensive Player of the Week and Honorable Mention National Performer of the Week for performance against Purdue (10/1/16).

Career Notes

- Appeared in all 12 games as a true freshman in 2015, totaling 250 rush yards (7.1/carry) and three TDs.

2016 Notes

- Leads team in rushing yards (656) and yards per carry (8.5).
- Has seven plays (6 rush, 1 rec) of 40+ yards this season.
- Rushed eight times for 21 yards vs. #6 Ohio State (11/12).
- Bottled up for 11 yards on nine carries at #2 Michigan (11/5), but caught two passes for 42 yards.
- Hit 100 rushing yards for second straight game with 142 yards and a TD on a career-high 13 carries (10.9 yards/c) at Indiana (10/29).
- Totaled 115 rush yards on just nine carries vs. Mich. State (10/22).
- Carried five times for 23 yards vs. Minnesota (10/15).
- Caught two passes for 69 yards at Penn State (10/8), including a 66-yard touchdown catch - the longest completion of Perry Hills' career.
- Ran for 204 yards on a remarkable 7 carries (29.1 yds/c) vs. Purdue (10/1), including two touchdowns. His 29.1 yd/c is the most among 200-yard rushers in FBS over the last 20 seasons. The 204 yards is the most in a single-game in the Big Ten in 2016. Named B1G Offensive Player of the Week.
- Ran seven times for 47 yards at UCF (9/17).
- Carried eight times for 34 yards at FIU (9/9).
- Made first collegiate start vs. Howard (9/3), rushing six times for 48 yards and a TD and catching three passes for 23 yards. Also blocked a punt in the first quarter that was brought back for a touchdown by Trey Edmunds.

JOHNSON'S CAREER STATS

RUSHING

YR.	G-GS	ATT	GAIN	LOST	NET	AVG	TD	LP	AVG/G
2015	12-0	35	254	4	250	7.1	3	44	20.8
2016	10-6	77	678	22	656	8.5	4	76	65.6
Totals	22-6	112	932	26	906	8.1	7	76	41.2

RECEIVING

YR.	G-GS	REC	YDS	AVG	TD	LP	AVG/G
2015	12-0	2	30	15.0	0	23	2.5
2016	10-6	13	180	13.8	1	66	18.0
Totals	22-6	15	210	14.0	1	66	9.5

JOHNSON'S CAREER HIGHS

100-Yard Rushing Games	3 (last at Indiana, 10/29/16)
Rushing Yards	204 (vs. Purdue, 10/1/16)
Rushes	13 (at Indiana, 10/29/16)
Long Rush	76 yards (vs. Purdue, 10/1/16)
Touchdowns	2 (2x, last vs. Purdue, 10/1/16)
Receptions	3 (vs. Howard, 9/3/16)
Reception Yards	69 (at Penn State, 10/8/16)
Long Reception	66 (at Penn State, 10/8/16)
Long Kickoff Return	45 yards (vs. USF, 9/19/15)
Kickoff Return Yards	66 (vs. USF, 9/19/15)
Long Punt Return	33 yards (at Rutgers, 11/28/15)

WR - DeANDRE LANE - 13 - Sr.

Career Notes

- Had a breakout season in 2015, making four starts and catching nine passes for 152 yards and a touchdown.

2016 Season Notes

- Caught one pass for 10 yards at #2 Michigan (11/5).
- Registered two catches for 25 yards at Indiana (10/29).
- Caught team-high three passes for 25 yards at UCF (9/17).
- Missed game at FIU (9/9) due to injury.
- Posted career-highs in catches (5) and reception yards (75) in season opener vs. Howard (9/3).

Personal

- Played at nearby Catonsville High School.

LANE'S CAREER STATS

RECEIVING

YR.	G-GS	REC	YDS	AVG	TD	LP	AVG/G
2013	3-0	0	0	0.0	0	0	0.0
2014	1-0	0	0	0.0	0	0	0.0
2015	11-4	9	152	16.9	1	41	13.8
2016	9-0	11	133	12.1	0	25	16.6
Totals	24-4	20	285	14.2	1	41	12.4

LANE'S CAREER HIGHS

Receptions	5 (vs. Howard, 9/3/16)
Receiving Yards	75 (vs. Howard, 9/3/16)
Long Reception	41 (vs. Wisconsin, 11/7/15)
Touchdown Receptions	1 (vs. Penn State, 10/24/15)

WR - D.J. MOORE - 1 - Soph.

Career Honors

- NCAA.com All-Week Team for performance at FIU (9/9/16).

Career Notes

- His 20 straight starts dating back to 2015 are tops among all offensive Terps.
- Has a catch in 18 consecutive games - longest streak at Maryland since Torrey Smith's 30-game streak from 2008 to 2010.

2016 Season Notes

- Leads team in receiving yards (469) and receiving TDs (5).
- Caught two passes for team-high 66 yards at #2 Michigan (11/5).
- Had five catches for 81 yards at Indiana (10/29), including a highlight reel touchdown catch that was #2 on *SportsCenter's* Top 10 plays.
- Notched four catches for 61 yards and a TD vs. Michigan State (10/22).
- Caught two passes for 19 yards and a touchdown vs. Minnesota (10/15).
- Caught two passes for 25 yards at UCF (9/17).
- Posted career-highs in catches (6), receiving yards (147) and touchdowns (2) at FIU (9/9). Named to NCAA.com All-Week 2 Team.
- Caught four passes for 37 yards against Howard (9/3).

MOORE'S CAREER STATS

RECEIVING

YR.	G-GS	REC	YDS	AVG	TD	LP	AVG/G
2015	12-10	25	357	14.3	3	52	29.8
2016	10-10	31	469	15.1	5	47	46.9
Totals	22-20	56	826	14.8	8	52	37.5

MOORE'S CAREER HIGHS

Receiving Yards	147 (at FIU, 9/9/16)
Receptions	6 (at FIU, 9/9/16)
Long Reception	52 yards (at Ohio State, 10/10/15)
Touchdown Receptions	2 (at FIU, 9/9/16)

WR - TELDRICK MORGAN - 19 - Sr.

Career Notes

- Surpassed 1,500 career receiving yards at FIU (9/9/16).
- Totaled 120 catches, 1454 reception yards and 11 TD catches at NM State.
- Transferred to Maryland after 2015 season.

2016 Season Notes

- Leads team in receptions (38) and second in yards (398) and TDs (3).
- Caught game-high seven passes vs. #6 Ohio State (11/12) for 56 yards.
- Caught five passes for 46 yards and a TD at Indiana (10/26).
- Posted four catches for 41 yards vs. Michigan State (10/22).
- Caught four passes for 51 yards vs. Minnesota (10/15).
- Caught season-high five passes for 46 yards and 2 TDs vs. Purdue (10/1).
- Hauled in two passes for a team-best 64 yards at UCF (9/17), including a 51-yard pass from Perry Hills.
- Made Maryland debut against Howard (9/3), catching 3 passes for 27 yards.

Personal

- Starred at nearby Meade High School.
- Earned degree in criminal justice from New Mexico State in May, 2016.

MORGAN'S CAREER STATS

RECEIVING

YR.	G-GS	REC	YDS	AVG	TD	LP	AVG/G
2014 ^{NM}	11-11	75	903	12.0	7	57	82.1
2015 ^{NM}	9-8	45	551	12.2	4	78	61.2
2016	10-8	38	398	10.5	3	51	39.8
Totals	30-27	158	1852	11.7	14	78	61.7

MORGAN'S CAREER HIGHS

Receiving Yards	202 (at UTEP, 9/13/14)
Receptions	10 (2x, last vs. Texas Southern (11/1/14))
Long Reception	78 yards (UTEP, 9/19/15)
Receiving Touchdowns	2 (2x, last vs. Purdue, 10/1/16)
All-Purpose Yards	220 (Georgia Southern, 10/4/14)

QB - TYRRELL PIGROME - 3 - Fr.

2016 Season Notes

- Played the entire second half vs. #6 Ohio State, completing 7-of-11 passes.
- Made first career start against Minnesota (10/15), becoming first true freshman to start for Maryland since 2012. Passed for 161 yards and a touchdown and ran for 71 yards.
- Took over for the injured Perry Hills just before halftime at Penn State (10/8), completing 5-of-9 passes and rushing for a touchdown.
- Relieved Perry Hills vs. Purdue (10/1), tossing first career touchdown pass - a nine-yard pass to Jake Funk.
- Came in for the injured Perry Hills in double OT at UCF (9/17) and scored the game-winning touchdown on a 24-yard run on his first play.
- Relieved Perry Hills at FIU (9/9), completing one pass for seven yards.
- Dazzled in collegiate debut in second half against Howard (9/3) after relieving Perry Hills in a decisive win. Completed 4-of-6 passes for 60 yards and also rushed seven times for 53 yards and a touchdown.

PIGROME'S CAREER STATS

PASSING

YR.	G-GS	COM	ATT	INT	YDS	TD	LG	PCT
2016	9-1	37	70	2	322	2	31	52.9

RUSHING

YR.	G-GS	ATT	GAIN	LOST	NET	AVG	TD	LP	AVG/G
2016	9-1	60	295	66	229	3.8	3	25	25.4

PIGROME'S CAREER HIGHS

Passing Yards	161 (vs. Minnesota, 10/15/16)
Completions	18 (vs. Minnesota, 10/15/16)
Long Completion	31 (vs. Minnesota, 10/15/16)
Passing Touchdowns	1 (2x, last vs. Minnesota, 10/15/16)
Rushing Yards	71 (vs. Minnesota, 10/15/16)
Long Rush	25 (vs. Howard, 9/3/16)
Rushing Touchdowns	1 (3x, last at Penn State, 10/8/16)

QB - CALEB ROWE - 7 - Sr.

Career Notes

- Ranks 18th in Maryland history in career passing yards (2,958) and career completions (218).
- Has made seven career starts at quarterback.

2016 Season Notes

- Completed 7-of-13 passes for 93 yards vs. #6 Ohio State (11/12).
- Made first QB appearance of season in relief of the injured Perry Hills in the second quarter at #2 Michigan (11/5), completing 12 passes for 203 yards.
- Converted a 2-pt conversion vs. Purdue (10/1) with a pass to Kenneth Goins.

ROWE'S CAREER STATS

PASSING

YR.	G-GS	COM	ATT	INT	YDS	TD	LG	PCT
2012	2-1	25	44	3	290	2	66	56.8
2013	7-2	64	131	3	989	5	77	48.9
2014	4-0	34	54	4	489	5	60	63.0
2015	10-4	76	165	15	894	6	70	46.1
2016	9-0	19	36	3	296	0	47	52.8
Totals	32-7	218	430	28	2958	18	77	50.7

ROWE'S CAREER HIGHS

Passing Yards	332 (vs. Virginia, 10/12/13)
Completions	23 (at Boston College, 10/27/12)
Touchdowns	4 (vs. USF, 9/19/15)
Rushing Yards	98 (at Rutgers, 11/28/15)

DEFENSIVE PLAYER STATS WITH CAREER HIGHS

DE - JESSE ANIEBONAM - 41 - Jr.

Career Notes

- Broke out in 2015 with 6.5 TFL and 3.5 sacks.

2016 Season Notes

- Leads team w/ 10.0 TFLs and 6.0 sacks.
- Posted four tackles, including 0.5 sack, vs. #6 Ohio State (11/12).
- Had two tackles, including 1.0 TFL, at #2 Michigan (11/5).
- Registered five tackles at Indiana (10/29).
- Had four tackles vs. Michigan State (10/22).
- Totaled four tackles against Minnesota (10/15).
- Matched career-highs with five tackles and 1.5 sacks at Penn State (10/8).
- Posted a career-high 1.5 sacks and 2.5 TFLs vs. Purdue (10/1).
- Notched career-high 3.0 TFLs at UCF (9/17).
- Totaled three tackles, including a sack, at FIU (9/9).
- Started at BUCK in season-opener vs. Howard (9/3), totaling two tackles and a 0.5 sack.

Personal

- Starred at nearby Good Counsel High School.

ANIEBONAM'S CAREER STATS

YR.	G-GS	UT	AT	TOT	TFL-YDS	PBU	FF	FR	INT	SACKS
2014	13-0	5	9	14	1.0-3	1	0	0	0-0	0.5-3
2015	12-3	14	9	23	6.5-23	1	0	0	0-0	3.5-16
2016	10-6	19	19	38	10.0-58	2	0	0	0-0	6.0-44
Totals	35-9	38	37	75	17.5-84	4	0	0	0-0	10.0-63

ANIEBONAM'S CAREER HIGHS

Tackles	5 (4x, last at Indiana, 10/29/16)
Solo Tackles	5 (vs. Bowling Green, 9/12/15)
TFL	3.0 (at UCF, 9/17/16)
Sacks	1.5 (2x, last at Penn State, 10/8/16)

DL - ROMAN BRAGLIO - 90 - Sr.

Career Notes

- Has started 16 straight games - 2nd-most on defense behind J. Carter, Jr.

2016 Season Notes

- Posted three tackles at #2 Michigan (11/5).
- Totaled four tackles at Indiana (10/29).
- Had five tackles, including a sack, against Michigan State (10/22).
- Notched five tackles against Minnesota (10/15).
- Posted career-highs in tackles (8) and solo tackles (5) at PSU(10/8).
- Matched career-highs with 2.5 TFLs and 2.0 sacks vs. Purdue (10/1).
- Had three tackles and recovered a fumble at UCF (9/17).
- Had two tackles against Howard (9/3) and at FIU (9/9).

BRAGLIO'S CAREER STATS

YR.	G-GS	UT	AT	TOT	TFL-YDS	PBU	FF	FR	INT	SACKS
2013	10-1	4	2	6	3.5-18	0	0	0	0-0	2.0-12
2014	13-1	8	3	11	2.5-14	0	0	1	0-0	2.5-14
2015	11-10	20	15	35	5.5-14	1	1	1	0-0	3.0-10
2016	10-10	18	19	37	4.5-24	0	0	1	0-0	3.0-21
Totals	44-22	50	38	89	16.0-70	1	1	3	0-0	10.5-57

BRAGLIO'S CAREER HIGHS

Tackles	8 (at Penn State, 10/8/16)
Solo Tackles	5 (at Penn State, 10/8/16)
TFL	2.5 (2x, last vs. Purdue, 10/1/16)
Sacks	2.0 (2x, last vs. Purdue, 10/1/16)
Forced Fumbles	1 (vs. USF, 9/19/15)

LB - JALEN BROOKS - 43 - Jr.

Career Notes

- Ranked fifth on the team with 64 tackles in 2015, in addition to posting 1.0 tackle for loss, two interceptions and forcing a fumble.
- 2x Academic All-Big Ten - 2014, 2015.

2016 Season Notes

- Notched four tackles vs. #6 Ohio State (11/12).
- Totaled three tackles in a start at #2 Michigan (11/5).
- Had two tackles at Indiana (10/29).
- Made first start of season vs. Michigan State (10/22), posting season-high five tackles.
- Notched three tackles against Minnesota (10/15).
- Had one tackle at FIU (9/9) and one tackle at UCF (9/17).
- Posted four tackles against Howard (9/3), including his first career sack - an 11-yard loss.

Personal

- Was also accepted to Harvard and Yale before choosing Maryland.

BROOKS' CAREER STATS

YR.	G-GS	UT	AT	TOT	TFL-YDS	PBU	FF	FR	INT	SACKS
2014	12-4	12	9	21	0.0-0	2	0	0	0-0	0.0-0
2015	12-11	32	32	64	1.0-2	3	1	0	2-11	0.0-0
2016	10-2	9	15	24	2.0-13	2	0	0	0-0	1.0-11
Totals	33-18	53	56	109	3.0-15	7	1	0	2-11	1.0-11

BROOKS' CAREER HIGHS

Tackles	10 (at West Virginia, 9/26/15)
Solo Tackles	9 (at West Virginia, 9/26/15)
Tackles for Loss	1.5 (vs. Howard, 9/3/16)
Sacks	1.0 (vs. Howard, 9/3/16)
Interceptions	1 (2x, last vs. Wisconsin, 11/7/15)

DL - CHANDLER BURKETT - 92 - Jr.

Career Notes

- Appeared in eight games in 2015, toaling 2.5 TFLs and a sack.

2016 Season Notes

- Totaled two tackles and a pair of pass breakups vs. #6 Ohio State (11/12).
- Had three tackles, including a sack, at #2 Michigan (11/5).
- Posted a career-high nine tackles, including 1.5 TFLs at Indiana (10/29).
- Totaled two tackles and recovered a fumble vs. Michigan State (10/22).
- Made first career start against Minnesota (10/15), posting four tackles.
- Had two tackles in season-opener vs. Howard (9/3).

BURKETT'S CAREER STATS

YR.	G-GS	UT	AT	TOT	TFL-YDS	PBU	FF	FR	INT	SACKS
2013	1-0	0	0	0	0.0-0	0	0	0	0-0	0.0-0
2014	1-0	0	0	0	0.0-0	0	0	0	0-0	0.0-0
2015	8-0	5	2	7	2.5-10	0	0	0	0-0	1.0-8
2016	10-5	18	6	24	2.5-3	3	0	2	0-0	1.0-1
Totals	20-5	23	8	31	5.0-13	3	0	2	0-0	2.0-9

BURKETT'S CAREER HIGHS

Tackles	9 (at Indiana, 10/29/16)
Solo Tackles	5 (at Indiana, 10/29/16)
Tackles for Loss	1.5 (2x, last at Indiana, 10/29/16)
Sacks	1.0 (2x, last at Michigan, 11/5/16)

LB - JERMAINE CARTER, JR. - 23 - Jr.

Career Honors

- 2016 Butkus Award Watch List
- 2015 Honorable Mention All-Big Ten.

Career Notes

- Has started a team-high 22 consecutive games.
- Ranked second on team with 14.0 tackles for loss in 2015 - the most for a Maryland middle linebacker since All-American E.J. Henderson in 2002.

2016 Season Notes

- Second on team in tackles (79) and sacks (3.0).
- Totaled eight tackles and a pair of pass breakups vs. #6 Ohio State (11/12).
- Had seven tackles, including 0.5 TFL, at #2 Michigan (11/5).
- Notched game-high 12 tackles at Indiana (10/29).
- Totaled six tackles against Michigan State (10/22).
- Had 11 tackles against Minnesota (10/15).
- Notched seven tackles at Penn State (10/8).
- Had six tackles, including a sack, vs. Purdue (10/1).
- Posted season-high 11 tackles, including a sack and a forced fumble, at UCF (9/17).
- Recorded first career INT and returned it 14 yards for a TD, in addition to leading team with 8.0 tackles and notching first career sack at FIU (9/9).
- Had three tackles, including a TFL vs. Howard (9/3).

Personal

- Played for current Maryland defensive backs coach Aazaar Abdul-Rahim at nearby Friendship Collegiate Academy.

CARTER'S CAREER STATS

YR.	G-GS	UT	AT	TOT	TFL-YDS	PBU	FF	FR	INT	SACKS
2014	13-0	18	9	27	0.0-0	0	2	0	0-0	0.0-0
2015	12-12	66	37	103	14.0-32	3	0	0	0-0	0.0-0
2016	10-10	41	38	79	4.5-13	3	1	0	1-14	3.0-12
Totals	35-22	125	84	209	18.5-45	6	3	0	1-14	3.0-12

CARTER'S CAREER HIGHS

Tackles	14 (at West Virginia, 9/26/15)
Solo Tackles	9 (vs. Bowling Green, 9/12/15)
Tackles for Loss	3.0 (at West Virginia, 9/26/15)
Sacks	1.0 (3x, last vs. Purdue, 10/1/16)
Interceptions	1 (at FIU, 9/9/16)

LB - SHANE COCKERILLE - 2 - Jr.

Career Notes

- Moved to linebacker in offseason after serving as both a quarterback in fullback over last three seasons.

2016 Season Notes

- Leads team with 87 total tackles - ranks 4th in B1G with 8.7 tackles/g.
- Totaled eight tackles vs. #6 Ohio State (11/12).
- Had six tackles (all solo) at #2 Michigan (11/5).
- Notched nine tackles, including 1.0 TFL, at Indiana (10/29).
- Posted career-high 15 tackles against Michigan State (10/22).
- Totaled four tackles, including a 0.5 TFL, against Minnesota (10/15).
- Led team with 13 tackles at Penn State (10/8).
- Had seven tackles vs. Purdue (10/1).
- Posted 14 tackles, including a TFL, at UCF (9/17).
- Notched six tackles, including first career TFL, at FIU (9/9).
- Made first career start at linebacker (WILL) vs. Howard (9/3), totaling five tackles.

Personal

- Played both offense and defense at the nearby Gilman School.

COCKERILLE'S CAREER STATS

YR.	G-GS	UA	A	TOT	TFL-YDS	PBU	FF	FR	INT	SACKS
2013	1-0	0	0	0	0.0-0	0	0	0	0-0	0.0-0
2014	4-0	0	0	0	0.0-0	0	0	0	0-0	0.0-0
2015	11-0	2	1	3	0.0-0	0	0	1	0-0	0.0-0
2016	10-10	42	45	87	5.0-12	1	0	0	0-0	0.5-3
Totals	26-10	44	46	90	5.0-12	1	0	1	0-0	0.5-3

COCKERILLE'S CAREER HIGHS

Tackles	15 (vs. Michigan State, 10/22/16)
Solo Tackles	7 (at Penn State, 10/8/16)
Tackles for Loss	1.0 (4x, last at Indiana, 10/29/16)

DB - RaVON DAVIS - 21 - So.

Career Notes

- Walked on to team in spring of 2016 and earned scholarship prior to start of season.
- Transferred from Mississippi Gulf Coast Community College.

2016 Season Notes

- Had two tackles and a pass breakup vs. #6 Ohio State (11/12).
- Totaled three tackles at Indiana (10/29) and at #2 Michigan (11/5).
- Started the first game of the season against Howard (9/3).
- Has served as a reserve defensive back in 2016.

R. DAVIS' CAREER STATS

YR.	G-GS	UA	A	TOT	TFL-YDS	PBU	FF	FR	INT	SACKS
2016	9-3	5	3	8	0.0-0	1	0	0	0-00	0.0-0

R. DAVIS' CAREER HIGHS

Tackles	3 (2x, last at #2 Michigan, 11/5/16)
Solo Tackles	2 (2x, last at #2 Michigan, 11/5/16)
Pass Breakups	1 (vs. #6 Ohio State, 11/12/16)

DB - TINO ELLIS - 17 - Fr.

2016 Season Notes

- Listed on the depth chart at both DB and WR.
- Made first collegiate start at DB against Minnesota (10/15), posting one tackle and two pass breakups.
- Made Maryland debut against Howard (9/3), totaling one tackle.

Personal

- A product of nearby DeMatha Catholic High School.

JACKSON'S CAREER STATS

YR.	G-GS	UA	A	TOT	TFL-YDS	PBU	FF	FR	INT	SACKS
2016	9-1	4	3	7	0.0-0	3	0	0	0-00	0.0-0

ELLIS' CAREER HIGHS

Tackles	1 (7x, last at #2 Michigan, 11/5/16)
Solo Tackles	1 (4x, last at #2 Michigan, 11/5/16)
Pass Breakups	2 (vs. Minnesota 10/15/16)

DB - ALVIN HILL - 27 - Sr.

Career Notes

- Appeared in all 12 games in 2015, totaling 17 tackles.
- Started the first 4 games of 2014, before suffering a season-ending injury.

2016 Season Notes

- Recorded a career-high nine tackles at #2 Michigan (11/5).
- Posted seven tackles and a pair of PBUs at Indiana (10/29).
- Had two tackles, including 1.0 TFL, and an INT vs. Mich. State (10/22).
- Posted three tackles at Penn State (10/8).
- Had three tackles vs. Purdue (10/1), and recorded first INT since Sept. 6, 2014 against USF.
- Posted four tackles at UCF (9/17).
- Totaled three tackles at FIU (9/9), and broke up a pass that led to Jermaine Carter's interception return for TD.
- Started at cornerback against Howard (9/3).

HILL'S CAREER STATS

YR.	G-GS	UA	A	TOT	TFL-YDS	PBU	FF	FR	INT	SACKS
2012	6-1	1	0	1	1.0-5	0	0	0	0-0	0.0-0
2013	12-2	14	10	24	0.0-0	2	0	0	0-0	0.0-0
2014	4-4	8	5	13	0.0-0	4	0	0	1-0	0.0-0
2015	12-0	14	3	17	0.0-0	2	0	1	0-0	0.0-0
2016	10-10	23	11	34	1.0-6	6	0	0	2-0	0.0-0
Totals	44-17	60	29	89	2.0-11	14	0	1	3-0	0.0-0

HILL'S CAREER HIGHS

Tackles	9 (at #2 Michigan, 11/5/16)
Solo Tackles	7 (3x, last at #2 Michigan, 11/5/16)
Interceptions	1 (3x, last vs. Michigan State, 10/22/16)

DB - JC JACKSON - 7 - Soph.

Career Notes

- Attended the University of Florida in 2014 and played in the season-opener before suffering a season-ending injury.
- Transferred from Riverside CC (Calif.) in summer of 2016.
- Was a highly touted 4-star recruit in high school.

2016 Season Notes

- Had five tackles, including 0.5 TFL, vs. #6 Ohio State (11/12).
- Posted five tackles at #2 Michigan (11/5).
- Had four tackles, including 0.5 TFL, at Indiana (10/29).
- Notched two tackles and forced first career fumble vs. Mich. State (10/22).
- Posted two tackles vs. Purdue (10/1) and Penn State (10/8).
- Had five tackles at UCF (9/17), and posted first career interception.
- Made Maryland debut at FIU (9/9), totaling three tackles.

JACKSON'S CAREER STATS

YR.	G-GS	UA	A	TOT	TFL-YDS	PBU	FF	FR	INT	SACKS
2014	^{Florida} 1-0	0	0	0	0.0-0	0	0	0	0-0	0.0-0
2015	JUCO									
2016	9-8	22	7	29	1.0-2	5	1	0	1-10	0.0-0
Career	10-8	22	7	29	1.0-2	5	1	0	1-10	0.0-0

JACKSON'S CAREER HIGHS

Tackles	5 (3x, last vs. #6 Ohio State, 11/12/16)
Solo Tackles	5 (at UCF, 9/17/16)
Tackles for Loss	0.5 (2x, last vs. #6 Ohio State, 11/12/16)
Interceptions	1 (at UCF, 9/17/16)
Pass Breakups	2 (at UCF, 9/17/16)
Forced Fumbles	1 (Michigan State, 10/22/16)

DE - MELVIN KEIHN - 15 - R-Soph.

Career Notes

- Sat out in 2015 due to NCAA policy after transferring from Va. Tech.

2016 Season Notes

- Posted three tackles vs. Michigan State (10/22).
- Notched career-high eight tackles at Penn State (10/8).
- Had three tackles against Purdue (10/1).
- Totaled two tackles at FIU (9/9).
- Made five tackles, including 2.0 TFL, in Maryland debut vs. Howard (9/3).

Personal

- Played prep ball at the nearby Gilman School.

KEIHN'S CAREER STATS

YR.	G-GS	UA	A	TOT	TFL-YDS	PBU	FF	FR	INT	SACKS
2014	13-0	2	0	2	0.0-0	0	0	0	0-0	0.0-0
2015	Redshirt									
2016	9-0	11	13	24	2.0-5	1	0	0	0-0	0.0-0
Totals	22-0	13	13	26	2.0-5	1	0	0	0-0	0.0-0

KEIHN'S CAREER HIGHS

Tackles	8 (at Penn State, 10/8/16)
Solo Tackles	4 (vs. Howard, 9/3/16)
Tackles for Loss	2.0 (vs. Howard, 9/3/16)

DB - QUANTREZZ KNIGHT - 24 - Fr.

2016 Season Notes

- Had six tackles at #2 Michigan (11/5).
- Made first career start at Indiana (10/29), notching six tackles.
- Posted career-high six tackles vs. Michigan State (10/22).
- Had five tackles against Minnesota (10/15).
- Recorded three tackles at FIU (9/9).
- Made collegiate debut against Howard (9/3).

Personal

- Played prep ball at East Gadsden HS for former NFL player Corey Fuller.

KNIGHT'S CAREER STATS

YR.	G-GS	UA	A	TOT	TFL-YDS	PBU	FF	FR	INT	SACKS
2016	9-1	16	11	27	0.5-1	0	0	0	0-0	0.0-0

KNIGHT'S CAREER HIGHS

Tackles	6 (3x, last at #2 Michigan, 11/5/16)
Solo Tackles	5 (vs. Minnesota, 10/15/16)
Tackles for Loss	0.5 (vs. Howard, 9/3/16)

DL - BRETT KULKA - 96 - Soph.

Career Notes

- Made 11 appearances in 2015, totaling four tackles.

2016 Season Notes

- Had a 0.5 TFL at #2 Michigan (11/5).
- Notched two tackles against Michigan State (10/22).
- Had two tackles at Penn State (10/8).
- Made first career start at FIU (9/9), totaling one tackle.

KULKA'S CAREER STATS

YR.	G-GS	UA	A	TOT	TFL-YDS	PBU	FF	FR	INT	SACKS
2015	11-0	2	2	4	1.0-1	1	0	0	0-0	0.0-0
2016	10-4	4	5	9	0.5-1	0	0	0	0-0	0.0-0
Totals	21-4	6	7	13	1.5-2	1	0	0	0-0	0.0-0

KULKA'S CAREER HIGHS

Tackles	2 (3x, last vs. Michigan State, 10/22/16)
Solo Tackles	1 (6x, last at Penn State, 10/8/16)
Tackles for Loss	1.0 (at Iowa, 10/31/15)

DB - WILLIAM LIKELY - 4 - Sr.

Career Notes

- Suffered season-ending ACL tear in 2nd quarter against Minnesota (10/15).
- 2016: Listed on Bednarik, Nagurski, Thorpe, Wuerffel and Hornung Watch Lists; also an Allstate AFCA Good Works Team nominee
- Named one of six most versatile players in college football by NFL.com
- 2015 First Team All-America Punt Returner (FWAA); Second Team All-America Punt Returner (USA Today)
- 2015 Rodgers-Dwight Return Specialist of the Year (Big Ten)
- 2x First Team All-Big Ten Defensive Back (2014-15) - the first Maryland defensive back since Keeta Covington (1985-86) to be named two-time first team all-conference.
- 2015 First Team All-Big Ten Returner (Coaches, Media).
- Holds at least a share of six Maryland records (two def., four special tms).
- The only primarily defensive player in Maryland history to surpass 3,000 all-purpose yards.
- Has the most career starts among defensive players on the team (41).
- Has the most tackles among players on the team (229).
- The only player in FBS to start a game on both sides of the football in 2015 and 2016.
- 2015: Ranked 3rd nationally in combined return yards (1,197), despite playing only 11 games.
- 2015: Ranked 3rd nationally in PR avg (17.7) and had two punt return TDs.

Likely's Maryland Records

- Interception return yards in a season (170 - 2014)
- Interceptions returned for TD in a season (2 - 2014)
- Single-game kickoff return yards (228 yds vs. Michigan State, 2014)
- Single-game punt return yards (233 yds vs. Richmond, 2015) - this also broke a 76-year-old Big Ten record
- Co-longest kickoff return average in a season (31.0 yds, 2014)
- Co-longest kickoff return (100 yds - 2x, last at Iowa, 2015)

2016 Season Notes

- Suffered season-ending ACL tear in 2nd quarter against Minnesota (10/15).
- Had four tackles at Penn State (10/8), including forcing and recovering a fumble on the same play.
- Totaled game-high eight tackles vs. Purdue (10/1).
- Posted career-high 14 tackles, including 2.0 TFLs, at UCF (9/17).
- Started on both sides of the ball against Howard and FIU.
- Had five tackles, including 2.0 TFL and a sack, at FIU (9/9).
- Totaled one tackle and one rush for two yards vs. Howard (9/3).

Likely's Career Numbers in Maryland's Record Book

- T-1st - Career interceptions returned for TD (2)
- 2nd - Career kickoff return yards (2,233)
- 2nd - Career kickoff returns (87)
- 2nd - Career kickoff returns for TD (2)
- 3rd - Career kickoff yards/return (25.7)
- 3rd - Career punt return yards (864)
- 3rd - Career all-purpose yards/play (18.82)
- 4th - Career yards/punt return (12.90)
- 4th - Career punt returns for TD (4)
- 5th - Career punt returns (67)
- 8th - Career interception return yards (170)
- 11th - Career All-Purpose Yards (3,387)

LIKELY'S CAREER STATS

DEFENSE

YR.	G-GS	UA	A	TOT	TFL-YDS	PBU	FF	FR	INT	SACKS
2013	13-11	51	19	70	4.5-11	7	0	0	1-0	0.0-0
2014	13-13	66	17	83	4.0-26	15	1	0	6-170	1.0-15
2015	11-11	35	9	44	4.0-8	11	3	0	0-0	0.0-0
2016	6-6	22	10	32	4.0-11	3	1	1	0-0	1.0-1
Totals	43-41	174	55	229	16.5-56	36	5	1	7-170	2.0-16

RETURNS

YR.	G-GS	KOR	YDS	AVG	TD	PR	YDS	AVG	TD
2013	13-11	28	729	26.0	0	16	205	12.8	1
2014	13-13	16	496	31.0	1	20	225	11.2	1
2015	11-11	35	789	22.5	1	23	408	17.7	2
2016	6-6	8	219	27.4	0	8	26	3.2	0
Totals	43-41	87	2233	25.7	2	67	864	12.9	4

RUSHING

YR.	G-GS	ATT	GAIN	LOST	NET	AVG	TD	LP	AVG/G
2013	13-0	No rushes							
2014	13-0	No rushes							
2015	11-1	11	95	2	93	8.5	0	43	8.5
2016	6-2	2	15	0	15	7.5	0	13	5.0
Totals	43-3	13	110	2	108	8.3	0	43	2.7

RECEIVING

YR.	G-GS	REC	YDS	AVG	TD	LP	AVG/G
2013	13-0	No receptions					
2014	13-0	No receptions					
2015	11-1	5	17	3.4	0	8	1.5
2016	6-2	1	-5	-5.0	0	0	-2.5
Totals	43-3	6	12	2.0	0	8	0.3

LIKELY'S CAREER HIGHS DEFENSE

Tackles	14 (at UCF, 9/17/16)
Interceptions	1 (7x, last at Michigan, 11/22/14)
Pass Breakups	2 (4x, last vs. Michigan, 10/3/15)
Sacks	1.0 (2x, last at FIU, 9/9/16)
TFL	2.0 (2x, last at UCF, 9/17/16)
Forced Fumbles	2 (at West Virginia, 9/26/15)

LIKELY'S CAREER HIGHS RETURNING

Punt Return Yards	233 (vs. Richmond, 9/5/15)
Long Punt Return	85 (vs. Bowling Green, 9/15/15)
Kickoff Return Yards	228 (vs. Michigan State, 11/15/14)
Long Kickoff Return	100 (2x, last at Iowa, 10/31/15)
All-purpose Yards	296 (vs. Richmond, 9/5/15)

LIKELY'S CAREER HIGHS OFFENSE

Rushes	4 (vs. Penn State, 10/24/15)
Rushing Yards	56 (vs. Wisconsin, 11/7/15)
Long Rush	43 yards (vs. Wisconsin, 11/7/15)
Receptions	3 (at Michigan State, 11/14/15)
Reception Yards	9 (at Michigan State, 11/14/15)
Long reception	8 yards (at Michigan State, 11/14/15)

DL - KINGSLEY OPARA - 57 - Jr.

Career Notes

- Broke out in 2015, appearing in 11 games and totaling 16 tackles.

2016 Season Notes

- Ranks second on the team in TFLs (9.0).
- Had three tackles at Indiana (10/29) and two tackles at #2 Michigan (11/5).
- Had six tackles, including 1.5 TFL, vs. Michigan State (10/22).
- Posted four tackles against Minnesota (10/15).
- Matched career-high with six tackles, including 1.5 TFLs, at PSU (10/8).
- Totaled two TFLs vs. Purdue (10/1).
- Posted career-high six tackles at UCF (9/17), and recovered the fumble in double overtime that led to Maryland's victory.
- Made first career start against Howard (9/3), posting five tackles and 2.0 tackles for loss.

OPARA'S CAREER STATS

YR.	G-GS	UA	A TOT	TFL-YDS	PBU	FF	FR	INT	SACKS
2014	0-0	0	0	0	0	0	0	0	0.0-0
2015	11-0	8	8	16	0	0	0	0	0.5-5
2016	10-9	18	19	37	0	1	1	0	1.5-11
Totals	21-9	26	27	53	0	1	1	0	2.0-16

OPARA'S CAREER HIGHS

Tackles	6 (3x, last vs. Michigan State, 10/22/16)
Solo Tackles	3 (3x, last at Penn State, 10/8/16)
Tackles for Loss	2.0 (2x, last vs. Purdue, 10/1/16)
Sacks	0.5 (3x, last at Penn State, 10/8/16)
Forced Fumbles	1 (Howard, 9/3/16)

DB - JARRETT ROSS - 32 - Sr.

Career Notes

- Spent career primarily as reserve defensive back and special teamer.

2016 Season Notes

- Made first start of career at #2 Michigan (11/5).
- Totaled three tackles in extended role at safety at Indiana (10/29).

Personal

- Younger brother of former Maryland running back Brandon Ross (2012-15), who finished fourth in Maryland history in rushing yards (2,543).

J. ROSS' CAREER STATS

YR.	G-GS	UA	A TOT	TFL-YDS	PBU	FF	FR	INT	SACKS
2013	12-0	6	1	7	0	0	0	0	0.0-0
2014	12-0	9	1	10	0	0	0	0	0.0-0
2015	11-0	9	1	10	0	0	0	0	0.0-0
2016	9-1	8	2	10	0	0	0	0	0.0-0
Totals	44-1	32	5	37	0	0	0	0	0.0-0

J. ROSS' CAREER HIGHS

Tackles	3 (3x, last at Indiana, 10/29/16)
Solo Tackles	3 (2x, last at Indiana, 10/29/16)

DB - DARNELL SAVAGE, JR. - 26 - Soph.

Career Notes

- Appeared in 10 games as a true freshman in 2015, making one start.
- Moved from cornerback to safety prior to 2016 season.

2016 Season Notes

- Recorded career-high 10 tackles vs. #6 Ohio State (11/12).
- Missed game at Indiana (10/29) due to injury; returned at Michigan (11/5).
- Left game against Michigan State (10/22) in first quarter due to injury.
- Had six tackles against Minnesota (10/15), including a TFL.
- Totaled six tackles, including first career sack, at Penn State (10/8).
- Notched three tackles, including a 0.5 TFL vs. Purdue (10/1).
- Totaled four tackles at UCF (9/17).
- Had career-high six tackles at FIU (9/9).
- Made three tackles in first start at safety vs. Howard (9/3).

SAVAGE'S CAREER STATS

YR.	G-GS	UA	A TOT	TFL-YDS	PBU	FF	FR	INT	SACKS
2015	10-1	11	1	12	0	0	0	0	0.0-0
2016	9-9	33	6	39	2.5-20	1	0	0	1.0-9
Totals	19-9	44	7	51	2.5-20	1	0	0	1.0-9

SAVAGE'S CAREER HIGHS

Tackles	10 (vs. #6 Ohio State, 11/12/16)
Solo Tackles	9 (vs. #6 Ohio State, 11/12/16)
Tackles for Loss	1.0 (2x, last vs. Minnesota, 10/15/16)
Sacks	1.0 (at Penn State, 10/1/16)

DL - MBI TANYI - 50 - So.

Career Notes

- Spent career primarily as reserve defensive back and special teamer.

2016 Season Notes

- Totaled three tackles in extended role at safety at Indiana (10/29).

TANYI'S CAREER STATS

YR.	G-GS	UA	A TOT	TFL-YDS	PBU	FF	FR	INT	SACKS
2015	7-0	4	0	4	0	0	0	0	0.0-0
2016	7-0	6	2	8	0	0	0	0	0.0-0
Totals	14-0	10	2	12	0	0	0	0	0.0-0

TANYI'S CAREER HIGHS

Tackles	3 (at Indiana, 10/29/16)
Solo Tackles	3 (2x, last at Indiana, 10/29/16)

DL - AZUBUIKE UKANDU - 95 - Sr.

Career Notes

- Broke out as a junior with 8 starts, 24 tackles, 6.5 TFLs and 2.5 sacks.

2016 Season Notes

- Had three tackles, including 0.5 sack, vs. #6 Ohio State (11/12).
- Totaled eight tackles against Michigan State (10/22).
- Made first start of season against Minnesota (10/15), totaling a career-high 12 tackles.
- Had four tackles at Penn State (10/8).
- Totaled four tackles, including a sack, vs. Purdue (10/1).
- Had two tackles at FIU (9/9) and at UCF (9/17).

Personal

- Goes by "Zooby."

UKANDU'S CAREER STATS

YR.	G-GS	UA	A TOT	TFL-YDS	PBU	FF	FR	INT	SACKS
2013	0-0	0	0	0	0	0	0	0	0.0-0
2014	2-0	2	0	2	0	0	0	0	0.0-0
2015	11-8	14	10	24	6.5-22	0	1	0	2.5-14
2016	10-5	15	22	37	1.5-10	0	0	0	1.5-10
Totals	23-13	31	32	63	8.0-32	0	1	0	4.0-24

UKANDU'S CAREER HIGHS

Tackles	12 (vs. Minnesota, 10/15/16)
Sacks	1.0 (3x, last vs. Purdue, 10/1/16)
Tackles for Loss	2.5 (vs. Wisconsin, 11/7/15)

DL - CAVON WALKER - 18 - Jr.

Career Notes

- Originally came into college as a 220-lb linebacker - now a 280-lb DT.

2016 Season Notes

- Ranks third on team with 6.0 TFLs.
- Posted two tackles, including 0.5 sack, vs. #6 Ohio State (11/12).
- Had career-high five tackles, including 2.0 TFLs, at Indiana (10/29).
- Had three tackles, including 0.5 TFL, vs. Michigan State (10/22).
- Notched a TFL vs. Purdue (10/1) and Minnesota (10/15).
- Posted four tackles and first career sack at UCF (9/17).
- Had two tackles at FIU (9/9).
- Made first career start against Howard (9/3), totaling one tackle.

Career Notes

- Attended Friendship Collegiate Academy, where he played for current Maryland defensive backs coach Aazaar Abdul-Rahim.

WALKER'S CAREER STATS

YR.	G-GS	UA	A	TOT	TFL-YDS	PBU	FF	FR	INT	SACKS
2012	1-0	0	0	0	0.0-0	0	0	0	0-0	0.0-0
2013	13-0	2	7	9	0.0-0	0	0	0	1-0	0.0-0
2014	2-0	5	1	6	0.0-0	1	0	0	0-0	0.0-0
2015	10-0	5	2	7	0.0-0	1	0	0	0-0	0.0-0
2016	10-1	11	8	19	6.0-30	0	0	0	0-0	2.5-20
Totals	36-1	23	18	41	6.0-30	2	0	0	1-0	2.5-20

WALKER'S CAREER HIGHS

Tackles	5 (at Indiana, 10/29/16)
Solo Tackles	4 (at Indiana, 10/29/16)
Sacks	1 (2x, last at Indiana, 10/29/16)
Tackles for Loss	2.0 (at Indiana, 10/29/16)

DB - JOSH WOODS - 10 - Jr.

Career Notes

- Primarily played on special teams in 2014 and 2015.

2016 Season Notes

- Recorded three tackles at #2 Michigan (11/5).
- Had eight tackles at Indiana (10/29).
- Posted five tackles and a PBU vs. Michigan State (10/22).
- Totaled four tackles against Minnesota (10/15).
- Posted career-high nine tackles at Penn State (10/8).
- Made first start of career vs. Purdue (10/1), posting a pass breakup.
- Posted three tackles at FIU (9/9) and one tackle at UCF (9/17).
- Had team-high seven tackles vs. Howard (9/3).

Career Notes

- Attended nearby McDonogh School.

WOODS' CAREER STATS

YR.	G-GS	UA	A	TOT	TFL-YDS	PBU	FF	FR	INT	SACKS
2014	8-0	0	0	0	0.0-0	0	0	0	0-0	0.0-0
2015	6-0	2	2	4	0.0-0	0	0	0	0-0	0.0-0
2016	9-5	25	16	41	1.0-1	2	0	0	0-0	0.0-0
Totals	23-5	27	18	45	1.0-1	2	0	0	0-0	0.0-0

WOODS' CAREER HIGHS

Tackles	9 (at Penn State, 10/8/16)
Solo Tackles	7 (at Indiana, 10/29/16)
Tackles for Loss	1.0 (vs. Howard, 9/3/16)
Pass Breakups	1 (2x, last vs. Michigan State 10/22/16)

SPECIAL TEAMS

PK - ADAM GREENE - 3 - Jr.

Career

- Converted all 11 PAT attempts and 3-of-5 field goal attempts in 2015.
- Made first career appearance against Wisconsin (11/7/15) in relief of the injured 2014 Lou Groza Award winner Brad Craddock.

2016 Stats

- Made a 23-yard FG vs. #6 Ohio State (11/12).
- Hit 1-of-2 field goals at #2 Michigan (11/5) - a season-best 37-yarder.
- Made a 32-yard FG and 3 PATs at Indiana (10/29).
- Converted on a 32-yard field goal attempt vs. Minnesota (10/15).
- Made all six PATs against Purdue (10/1).
- Made 1-of-3 attempts at UCF (9/17) and made all three PATs.
- Knocked down lone FG attempt and hit all seven PATs.

GREENE'S CAREER STATS (KICKING)

YR.	G-GS	FGM-FGA	20-29	30-39	40-49	50+	LG	PATS	PTS
2014	0-0	No attempts							
2015	4-3	3-5	2-3	0-0	1-2	0-0	44	11-11	20
2016	10-10	8-11	3-4	5-6	0-0	0-1	37	29-30	53
Totals	14-13	11-16	5-7	5-6	1-2	0-1	44	40-41	73

GREENE'S CAREER HIGHS

Long Field Goal	44 yards (vs. Wisconsin, 11/7/15)
Field Goals Made	2 (2x, last at FIU (9/9/16)
Field Goals Attempted	3 (2x, last at UCF, 9/17/16)
PATs Made	7 (vs. Howard, 9/3/16)

P - WADE LEES - 88 - Fr.

Career Notes

- The oldest freshman in entire FBS at 28 years old.
- Melbourne native has extensive Australian Rules Football experience.

2016 Season Notes

- 2016 Ray Guy Award Watch List.
- Punted eight times for 314 yards vs. #6 Ohio State (11/12).
- Averaged 42.0 yards on a pair of punts at #2 Michigan (11/5).
- Placed 2-of-4 punts vs. Michigan State (10/22) inside the 20.
- Punted seven times (45.3 avg), including a career-long 50 yard punt, vs. Minnesota (10/15).
- Punted seven times (39.9 avg) at Penn State (10/8).
- Punted eight times (40.6 yds/punt), with four dropping in the 20.
- Punted five times at FIU (9/9), with four landing inside the 20. Named to NCAA.com All-Week 2 Team.
- Made collegiate debut against Howard (9/3), punting 3 times for 105 yards.

LEES' CAREER STATS

YR.	G-GS	Punts	YDS	AVG	TB	FC	+50	I20	BLK	LP
2016	10-10	53	2111	39.8	1	24	1	17	0	50

LEES' CAREER HIGHS

Most Punts	8 (2x, last vs. #6 Ohio State, 11/12/16)
Punting Average	45.3 yards (vs. Minnesota, 10/15/16)
Longest Punt	50 yards (vs. Minnesota, 10/15/16)
Punts Inside 20	4 (2x, last at UCF, 9/17/16)

NUMERICAL ROSTER

No.	Name	Pos.	Ht.	Wt.	Cl.	Exp.	Hometown (High School/Last School)
1	D.J. Moore	WR	5-11	215	So.	1V	Philadelphia, Pa. (Imhotep Charter School)
2 (d)	Shane Cockerille	LB	6-2	235	Jr.	2V	Baltimore, Md. (Gilman School)
2 (d)	Caleb Henderson	QB	6-3	215	So.	TR	Burke, Va. (Lake Braddock HS/North Carolina)
3 (d)	Adam Greene	PK	5-11	197	Jr.	1V	Arnold, Md. (Broadneck HS)
3 (d)	Tyrrell Pigrome	QB	5-11	196	Fr.	HS	Pinson, Ala. (Clay-Chalkville HS)
4	William Likely III	DB	5-7	176	Sr.	3V	Belle Glade, Fla. (Glades Central HS)
5	Wes Brown	RB	6-0	217	Sr.	2V	Baltimore, Md. (Good Counsel HS)
6 (d)	Milan Collins	DB	6-1	205	Jr.	SQ	LaPlata, Md. (Bishop McNamara HS)
6 (d)	Ty Johnson	RB	5-10	205	So.	1V	Cumberland, Md. (Fort Hill HS)
7 (d)	JC Jackson	DB	6-1	190	So.	TR	Immokalee, Fla. (Imokalee HS/Florida/Riverside CC)
7 (d)	Caleb Rowe	QB	6-3	210	Sr.	3V	Landrum, S.C. (Blue Ridge HS)
8	Levern Jacobs	WR	5-11	185	Sr.	3V	Temple Hills, Md. (Suitland HS/Milford Academy)
9	Trey Edmunds	RB	6-2	225	Sr.	TR	Danville, Va. (Dan River HS/Virginia Tech)
10 (d)	DJ Turner	WR	5-9	200	Fr.	HS	Glenarden, Md. (Dematha Catholic HS)
10 (d)	Josh Woods	DB	6-1	203	Jr.	2V	Baltimore, Md. (McDonogh School)
11 (d)	Denzel Conyers	DB	6-3	211	Sr.	1V	St. Petersburg, Fla. (Boca Ciega HS/Butte College)
11 (d)	Perry Hills	QB	6-2	213	Sr.	2V	Pittsburgh, Pa. (Central Catholic HS)
12 (d)	Elijah Daniels	DB	6-0	190	Fr.	HS	Davie, Fla. (Cardinal Gibbons HS)
12 (d)	Taivon Jacobs	WR	5-9	165	Jr.	1V	Camp Spring, Md. (Suitland HS)
13 (d)	Antoine Brooks	LB	5-11	223	Fr.	HS	Lanham, Md. (DuVal HS)
13 (d)	DeAndre Lane	WR	5-7	178	Sr.	1V	Catonsville, Md. (Catonsville Senior HS)
14 (d)	Gage Shaffer	QB	6-7	215	RFr.	RS	Short Gap, W. Va. (Frankfort HS)
14 (d)	J.T. Ventura	DB	6-1	215	Jr.	1V	Hollidaysburg, Pa. (Hollidaysburg Area HS)
15	Melvin Keihn	DL	6-1	225	RSo.	RS	Towson, Md. (Gilman/Virginia Tech)
16 (d)	Milan Barry-Pollock	DB	5-10	196	Sr.	SQ	Baltimore, Md. (Eastern Technical HS)
16 (d)	Nicholas Rubiniowicz P	P	6-1	216	So.	SQ	Wellington, Fla. (American Heritage School)
17	Tino Ellis	DB	6-1	185	Fr.	HS	Reisterstown, Md. (DeMatha Catholic HS)
18 (d)	Max Bortenschlager	QB	6-3	200	Fr.	HS	Fishers, Ind. (Cathedral HS)
18 (d)	Cavon Walker	DL	6-2	280	Jr.	2V	Washington, D.C. (Friendship Collegiate)
19 (d)	Cal Kee	LB	6-1	205	RFr.	TR	Hampton, Va. (Hampton HS/Nevada)
19 (d)	Teldrick Morgan	WR	6-0	192	Sr.	TR	Hanover, Md. (Meade HS/New Mexico State)
20	Antwaine Richardson	DB	6-0	183	Fr.	HS	Delray Beach, Fla. (Atlantic Community HS)
21	RaVon Davis	DB	5-10	172	So.	WO	Fort Washington, Md. (Friendly HS)
22	Isaiah Davis	LB	6-1	235	RFr.	RS	Temple Hills, Md. (St. Stephen's & St. Agnes)
23 (d)	Jermaine Carter, Jr.	LB	6-0	235	Jr.	2V	Fort Washington, Md. (Friendship Collegiate)
23 (d)	Lorenzo Harrison	RB	5-8	193	Fr.	HS	Hillcrest Heights, Md. (Dematha Catholic HS)
24	Qwuantrezz Knight	DB	6-0	190	Fr.	HS	Quincy, Fla. (East Gadsden HS)
26	Darnell Savage, Jr.	DB	5-10	187	So.	1V	Newark, Del. (Caravel Academy)
27	Alvin Hill	DB	5-11	200	Sr.	3V	Locaust Grove, Ga. (Luella HS)
29	Elisha Daniels	DB	6-0	185	Fr.	HS	Davie, Fla. (Cardinal Gibbons HS)
30	Allen Corbin	DB	5-9	190	Sr.	WO	Westminster, Md. (Winters Mills HS)
30	Kenneth Goins, Jr.	RB	5-9	230	Sr.	3V	Baltimore, Md. (Gilman School)
31	Nnamdi Egbuaba	LB	6-0	230	Fr.	RS	Baltimore, Md. (St. Frances Academy)
32 (d)	Jarrett Ross	DB	5-9	200	Sr.	3V	Newark, Del. (Charter School of Wilmington)
32 (d)	LaDerrien Wilson	RB	5-11	227	Fr.	HS	Saint Cloud, Fla. (Kissimee-Osceola HS)
33 (d)	Luke Cheswick	DB	6-0	185	Jr.	WO	Cookville, Md. (Glenelg HS)
33 (d)	Andrew Stefanelli	RB	5-9	236	Sr.	1V	Rockville, Md. (Good Counsel HS/Temple)
34	Jake Funk	RB	5-11	207	Fr.	HS	Gaithersburg, Md. (Damascus HS)
35	Marcus Smith	RB	5-9	199	Sr.	SQ	West Friendship, Md. (Marriotts Ridge HS)
37 (d)	Josh Bekoe	WR	5-11	195	Sr.	SQ	Alexandria, Va. (Mount Vernon HS)
37 (d)	Chris Jones	WR	6-2	186	Jr.	TR	Baltimore, Md. (DeMatha Catholic HS/Iowa Western)
38 (d)	Lee Shrader	P	6-1	210	So.	SQ	Newport News, Va. (Warwick HS)
38 (d)	Brett Zannotto	LB	5-10	230	So.	1V	Murrysville, Pa. (Franklin Regional HS)
39	Steve Baca	LB	6-2	210	Fr.	HS	Mt. Airy, Md. (South Carroll HS)
40	Ikechukwu Ogwuegbu	RB	5-9	200	Fr.	HS	Hyattsville, Md. (Northwestern HS)
41 (d)	Jesse Aniebonam	DL	6-3	260	Jr.	2V	Silver Spring, Md. (Good Counsel HS)
41 (d)	Mike Shinsky	PK	5-9	168	Fr.	HS	Towson, Md. (McDonogh School)
42	Tehuti Miles	RB	5-10	208	Sr.	SQ	Hammonton, N.J. (Hammonton HS)
43	Jalen Brooks	LB	6-1	235	Jr.	2V	Suwanee, Ga. (Gwinnett HS)
44	Andrew Isaacs	TE	6-2	240	RJr.	RS	Manchester, Conn. (Manchester HS)
45	Dimitri Lee	DB	5-8	190	Jr.	TR	Washington, D.C. (Friendship Collegiate/Coastal Carolina)
46	Tyler Burke	LB	6-3	245	So.	1V	Coatesville, Pa. (Coatesville HS)
47	Kevin Woodeshick	TE	6-2	225	So.	WO	Berwick, Pa. (Berwick HS)

ALPHABETICAL ROSTER

No.	Name	Pos.
56 (d)	Adams, Nate	LS
41 (d)	Aniebonam, Jesse	DL
39	Baca, Steve	LB
80	Barnes, Noah	TE
16 (d)	Barry-Pollock, Milan	DB
37 (d)	Bekoe, Josh	WR
18 (d)	Bortenschlager, Max	QB
53	Boulware, Quarvez	OL
90	Braglio, Roman	DL
13 (d)	Brooks, Antoine	LB
43	Brooks, Jalen	LB
5	Brown, Wes	RB
46	Burke, Tyler	LB
92	Burkett, Chandler	LB
23 (d)	Carter Jr., Jermaine	LB
33 (d)	Cheswick, Luke	DB
70	Christie, Sean	OL
2 (d)	Cockerille, Shane	LB
6 (d)	Collins, Milan	DB
11 (d)	Conyers, Denzel	DB
30 (d)	Corbin, Allen	DB
87	Cornwell, Michael	WR
83	Culmer, Malcolm	WR
12 (d)	Daniels, Elijah	DB
29	Daniels, Elisha	DB
85	Davenport, Jahrviv	WR
22	Davis, Isaiah	LB
21	Davis, RaVon	DB
75	Davis, Terrance	OL
71	Donahue, EJ	OL
54	Dulaney, JaJuan	OL
76	Dunn, Michael	OL
9	Edmunds, Trey	RB
82	Edwards, Avery	TE
31	Egbuaba, Nnamdi	LB
17	Ellis, Tino	WR
34	Funk, Jake	RB
56 (d)	Gillespie, Matt	LB
30 (d)	Goins, Jr., Kenneth	RB
55 (d)	Goldbourne, Dion	DL
55 (d)	Gray, Derwin	OL
3 (d)	Greene, Adam	PK
23 (d)	Harrison, Lorenzo	RB
48	Hayward, Derrick	TE
2 (d)	Henderson, Caleb	QB
27	Hill, Alvin	DB
11 (d)	Hills, Perry	QB
59	Howard, Keiron	DL
44	Isaacs, Andrew	TE
7 (d)	Jackson, JC	DB
8	Jacobs, Levern	WR
12 (d)	Jacobs, Taivon	WR
6 (d)	Johnson, Ty	RB
37 (d)	Jones, Chris	WR
19 (d)	Kee, Cal	LB
15	Keihn, Melvin	DL
24	Knight, Qwuantrezz	DB
96	Kulka, Brett	DL
13 (d)	Lane, DeAndre	WR
45	Lee, Dimitri	DB
88	Lees, Wade	P
4	Likely III, William	DB
49	Little, Gus	LB

2016 MARYLAND FOOTBALL

No.	Name	Pos.	No.	Name	Pos.	Ht.	Wt.	Cl.	Exp.	Hometown (High School/Last School)
69	Marchese, Joe	OL	48	Derrick Hayward	TE	6-5	235	Jr.	2V	Salisbury, Md. (Wicomico HS)
77	McClain, Will	OL	49	Gus Little	LB	6-2	230	RFr.	RS	Fredericksburg, Md. (Massaponax HS)
68	McKennie, Ellis	OL	50	Mbi Tanyi	LB	6-1	305	So.	1V	Hosuton, Texas (George Bush HS)
91	McLean, Adam	DL	51	Matt Oliveira	LS	6-1	205	So.	SQ	Watchung, N.J. (Saint Peter's Prep)
57	Merritt, Richard	OL	53 (d)	Quarvez Boulware	OL	6-2	290	RFr.	RS	Washington, D.C. (Friendship Collegiate Acad.)
42	Miles, Tehuti	RB	53 (d)	Brett Shepherd	LB	6-4	215	Fr.	HS	Buford, Ga. (Collins Hills HS)
63	Minter, Mike	OL	54	JaJuan Dulaney	OL	6-2	297	Jr.	1V	Powder Springs, Ga. (McEachern HS)
64	Moore, Brendan	OL	55 (d)	Dion Goldbourne	DL	6-4	208	Fr.	HS	Delray Beach, Fla. (Atlantic Community HS)
1	Moore, D.J.	WR	55 (d)	Derwin Gray	OL	6-5	325	So.	1V	Wash., D.C. (Friendship Collegiate/Fork Union)
19 (d)	Morgan, Teldrick	WR	56 (d)	Nate Adams	LS	6-0	215	Jr.	2V	Phoenix, Ariz. (Greenway HS)
81	Morton, Zac	RB	56 (d)	Matt Gillespie	LB	6-1	244	So.	SQ	Towson, Md. (Loyola Blakefield HS)
40	Ogwuegbu, Ikechukwu	RB	57 (d)	Richard Merritt	OL	6-5	365	Fr.	HS	Silver Spring, Md. (Archbishop Carroll HS)
51	Oliveira, Matt	LS	57 (d)	Kingsley Opara	DL	6-3	300	Jr.	1V	Jacksonville, Fla. (Mandarin HS)
60	Oluwatimi, Seun	DL	58	Damian Prince	OL	6-3	315	So.	1V	Washington, D.C. (Bishop McNamara HS)
57	Opara, Kingsley	DL	59	Keiron Howard	DL	6-3	290	RFr.	RS	Fort Washington, Md. (Potomac HS)
3 (d)	Pigrome, Tyrrell	QB	60	Seun Oluwatimi	DL	6-1	290	Fr.	HS	Upper Marlboro, Md. (DeMatha Catholic HS)
74	Plummer, Brian	OL	63	Mike Minter	OL	6-3	305	RSo.	RS	Severna Park, Md. (Severna Park HS)
58	Prince, Damian	OL	64	Brendan Moore	OL	6-3	300	So.	1V	Austin, Texas (Westwood HS)
95 (d)	Pritchard, Nicolas	P/PK	67	David Shaw	DL	6-4	296	RSo.	RS	Spring Grove, Pa. (Spring Grove HS)
20	Richardson, Antwaine	DB	68	Ellis McKennie	OL	6-3	305	RFr.	RS	McSherrytown, Pa. (McDonogh School)
89	Roca, Eric	TE	69	Joe Marchese	OL/LS	6-3	285	Jr.	SQ	Vernon Hills, Ill. (Adlai E. Stevenson HS)
32 (d)	Ross, Jarrett	DB	70	Sean Christie	OL	6-4	300	So.	SQ	Medford, N.Y. (Patchogue-Medford HS)
7 (d)	Rowe, Caleb	QB	71	EJ Donahue	OL	6-3	308	RFr.	RS	Monrovia, Md. (Linganore HS)
16 (d)	Rubinowicz, Nicholas	P	74	Brian Plummer	OL	6-6	305	Fr.	HS	New Windsor, Md. (South Carroll HS)
93	Saine, Oseh	DL	75	Terrance Davis	OL	6-3	315	Fr.	HS	Temple Hills, Md. (DeMatha Catholic HS)
26	Savage Jr., Darnell	DB	76	Michael Dunn	OL	6-5	300	Sr.	3V	Bethesda, Md. (Whitman HS)
14 (d)	Shaffer, Gage	QB	77	Will McClain	OL	6-5	303	RFr.	RS	Middletown, Md. (Middletown HS)
67	Shaw, David	DL	79	Maurice Shelton	OL	6-3	301	Sr.	1V	Greenbelt, Md. (Eleanor Roosevelt HS)
79	Shelton, Maurice	OL	80	Noah Barnes	TE	6-4	225	Fr.	HS	Auburn, Ala. (Auburn HS)
53 (d)	Shepherd, Brett	LB	81	Zac Morton	RB	5-10	175	So.	1V	Bethesda, Md. (Whitman HS)
41 (d)	Shinsky, Mike	PK	82	Avery Edwards	TE	6-4	245	So.	1V	Raleigh, N.C. (Ravenscroft HS)
38 (d)	Shrader, Lee	P	83	Malcolm Culmer	WR	5-11	192	Sr.	3V	Willingboro, N.J. (Willingboro HS)
35	Smith, Marcus	RB	84	Jacquille Veii	WR	5-9	185	Sr.	TR	Gaithersburg, Md. (The Avalon School/Towson)
33 (d)	Stefanelli, Andrew	RB	85	Jahvis Davenport	WR	5-9	190	So.	1V	Tampa, Fla. (Robinson HS)
97	Sutton, Danny	PK	87	Michael Cornwell	WR	6-2	225	So.	SQ	Owings Mills, Md. (McDonogh School)
50	Tanyi, Mbi	LB	88	Wade Lees	P	6-2	202	Fr.	HS	Melbourne, Australia (Deakin University)
10	Turner, DJ	WR	89	Eric Roca	TE	6-2	245	Jr.	SQ	San Juan, Puerto Rico (St. John's School)
95 (d)	Ukandu, Azubuike	DL	90	Roman Braglio	DL	6-2	260	Sr.	3V	Owings Mills, Md. (McDonogh HS)
84	Veii, Jacquille	WR	91	Adam McLean	DL	6-1	298	Fr.	HS	Gaithersburg, Md. (Quince Orchard HS)
14 (d)	Ventura, J.T.	DB	92	Chandler Burkett	LB	6-3	245	Jr.	1V	Panama City, Fla. (Bozeman HS)
18 (d)	Walker, Cavan	DL	93	Oseh Saine	DL	6-2	300	RFr.	RS	Worcester, Mass. (Lincoln HS/Worcester Acad.)
32 (d)	Wilson, LaDerrien	RB	95 (d)	Nicolas Pritchard	P/PK	5-10	211	So.	1V	New Egypt, N.J. (New Egypt HS)
47	Woodshick, Kevin	TE	95 (d)	Azubuike Ukandu	DL	6-0	307	Sr.	1V	Towson, Md. (Towson HS)
10 (d)	Woods, Josh	DB	96	Brett Kulka	DL	6-4	260	So.	1V	Edinboro, Pa. (General McLane HS)
38 (d)	Zanotto, Brett	LB	97	Danny Sutton	P/PK	6-0	186	Jr.	SQ	New Hope, Pa. (New Hope Solebury HS/Towson)

Key: (d) indicates duplicate number; RS indicates redshirted in 2015; SQ indicates has been eligible to play at least one season, but has not earned a letter; HS indicates high school; TR indicates transfer

Pronunciation Guide

Player	Pronunciation	Player	Pronunciation	Player	Pronunciation
Jesse Aniebonam	ANNA-bone-um	Levern Jacobs	LEE-vern	Antwaine Richardson	Ant-won
Max Bortenschlager	Bor-tin-shlah-gur	Taivon Jacobs	TAY-von	Nicholas Rubinowicz	Rew-bin-oh-witz
Quarvez Boulware	KWAH-vez	Melvin Keihn	like "cane"	Oseh Saine	OH-say SANE
Antwaine Carter	Antoine	Qwuantrez Knight	KWON-trez	Gage Shaffer	Shay-fur
Jahvis Davenport	JAR-vis	Joe Marchese	Mar-kays	Mbi Tanyi	EM-bee Tahn-yee
Nnamdi Egbuaba	e-GUA-ba	Ikechukwu Ogwuegbu	E-kay-choo-koo Ah-gway-boo	Azubuike Ukandu	ah-zoo-buh-kay U-CAN-do
Kenneth Goins	Go-ins	Kingsley Opara	O-par-ah	Cavan Walker	SAY-von
Keiron Howard	KEY-ron	Tyrrell Pigrome	Ty-rell Pig-rum	LaDerrien Wilson	La-dare-E-in



DJ DURKIN

Head Coach

Bowling Green '01 • First Year at Maryland

DJ Durkin, one of the brightest young coaching minds in college football, was named the 36th head football coach in Maryland history on December 2, 2015.

Prior to arriving in College Park, Durkin served as the defensive coordinator and linebackers coach at the University of Michigan, leading a nationally-renowned defensive unit that ranked fourth in the country. Under Durkin, the Wolverines limited opponents to 17.2 points per game in 2015, in addition to shutting out three consecutive opponents – the longest such streak at Michigan in 35 years.

Durkin has also been an outstanding recruiter in his time as an assistant. At Florida, Durkin helped land four straight top-11 recruiting classes and was named Rivals.com's 2012 Recruiter of the Year as a result. In total, Durkin contributed to the impressive recruitment of nine five-star prospects on the defensive side of the ball during that stretch.

Durkin's immediate impact in Ann Arbor was also displayed in player development. Michigan had nine defensive All-Big Ten honorees, including a pair of first team defensive backs: Jourdan Lewis and Jabril Peppers. In addition, three Wolverines (Ryan Glasgow, Lewis and Peppers,) were named semifinalists for national defensive awards in 2015. The Wolverines improved defense was a major reason for the program's four-win improvement over last season and for the team ranking as high as ninth in the nation.

As the defensive coordinator at Florida from 2013-14, Durkin led the Gators to consecutive top-15 rankings in total defense with the 15th-best mark in the country in 2014 (329.0 ypg) and the eighth-best (314.2 ypg) in 2013.

Florida's 2014 team finished the year ranked in the top-10 in the nation in yards allowed per play (4.45), yards allowed per rush attempt (3.16) and yards allowed per pass attempt (5.9).

The group was highlighted by All-SEC first team selections Dante Fowler Jr., and defensive back Vernon Hargreaves, along with second-team all-conference honoree Antonio Morrison. Fowler was subsequently selected third overall in the 2015 NFL Draft by the Jacksonville Jaguars. His selection continued a stretch in which Gator defensive players were selected in the first round of three consecutive drafts.

In Durkin's first season as defensive coordinator, Florida finished first in the SEC and seventh in the country in pass defense (171.8 yards per game), sixth in first downs allowed (16.1 per game) and 15th in scoring defense (21.1 points per game), while allowing only 27 touchdowns, the sixth fewest in the nation in 2013.

Durkin's coaching paid dividends at the next level when defensive tackle Dominique Easley was drafted by the New England Patriots in the first round of the 2014 NFL Draft.

From 2010-2012, Durkin served as special team coordinator and linebackers coach at Florida and coached under current Atlanta Falcons head coach Dan Quinn. Once again, Durkin was a key contributor of a staff that helped produce an NFL first round pick when defensive tackle Shariff Floyd was taken in the first round of the 2012 NFL Draft.

As linebackers coach, Durkin tutored Jon Bostic, who finished his career as a second-team All-SEC selection and was drafted in the second round of the NFL Draft by the Chicago Bears in 2013.

Durkin's coaching on special teams helped produce punter Chas Henry, the winner of the Ray Guy Award in 2011, and kicker Caleb Sturgis, a two-time finalist for the Lou Groza Award who now plays for the Philadelphia Eagles.

Under Durkin's tutelage, Stanford's defensive ends helped the Cardinal rank 11th nationally in sacks per game in 2007 and 2009.

At Stanford, Durkin helped the Cardinal bring in their highest ranked recruiting class in eight years in 2009.

As a graduate assistant at Notre Dame from 2003-04, Durkin worked primarily with defensive ends and helped develop Notre Dame all-time sack leader, All-Pro NFL defensive end and two-time Super Bowl champion Justin Tuck.

As a player, Durkin starred at Bowling Green as a starter at defensive end and outside linebacker from 1997-2000. He led the team in sacks in 1998 and served as a team captain for two seasons. Durkin was honored with numerous team awards including the Ken Schoeni Award for character and toughness, the Carlos Jackson Award personifying the values of a student-athlete and the Leadership Award.

Durkin played under Gary Blackney at Bowling Green. Blackney was Maryland's defensive coordinator from 2001-05.

He earned his bachelor's degree in business marketing from Bowling Green in 2001 and his master's degree in educational administration and supervision in 2004.

A native of Youngstown, Ohio, Durkin and his wife Sarah have one daughter, Abigail, and one son, Luke.

The Durkin File

Full Name	Daniel John "DJ" Durkin
Date of Birth	January 15, 1978
Hometown	Youngstown, Ohio
Alma Mater	Bowling Green, '01 (B.A., Business Marketing) Bowling Green '04 (M.A., Educational Administration and Supervision)
Family	Wife, Sarah; Daughter, Abigail; Son, Luke
Playing Experience	OLB at Bowling Green
Years in Coaching (College)	16

Coaching Experience Maryland

2015-pres.	Head Coach
------------	------------

Michigan

2015	Defensive Coordinator/Linebackers
------	-----------------------------------

Florida

2013-14	Defensive Coordinator/Linebackers
2010-12	Special Teams Coordinator/Linebackers

Stanford

2007-09	Special Teams Coordinator/Defensive Ends
---------	--

Bowling Green

2006	Special Teams Coordinator/Linebackers
2005	Assistant Coach - Defensive Ends

Notre Dame

2003-04	Graduate Assistant
---------	--------------------

Bowling Green

2001-02	Graduate Assistant
---------	--------------------

MARYLAND COACHING STAFF

OFFENSE



WALT BELL

Offensive Coordinator/Quarterbacks
First Year at Maryland (Middle Tenn. State, 2005)

- Spent last two seasons as offensive coordinator at Arkansas State.
- In 26 games as the offensive coordinator, Ark. State posted 300 yards 24 times and 400 yards 18 times.



PETE LEMBO

Assistant Head Coach/Special Teams Coord./TEs
First Year at Maryland (Georgetown, 92)

- Spent last five seasons as head coach at Ball State.
- Ball State set more than 60 school records during Lembo's tenure.
- Has a 112-65 record in 15 seasons as a head coach.



CHRIS BEATTY

Wide Receivers
First Year at Maryland (East Tenn. State, 1995)

- Boasts 10 years of coaching experience.
- Most recently worked under Mike London at Virginia as asst. head coach/running backs coach.
- 10 former players have gone on to NFL.



DAVE BORBELY

Offensive Line
First Year at Maryland (DePauw, 1982)

- Coached for 35 years, including offensive line at Stanford, Notre Dame, Colorado and Virginia.
- Under Charlie Strong at Louisville (2010-13).
- Has been to 13 bowl games as a coach.



ANTHONY TUCKER

Running Backs
First Year at Maryland (Fresno State, 1999)

- Spent last three seasons at Arkansas State as RB coach (2014-15) and WR coach (2013).
- 2015 Arkansas State offense set school records for points scored (520) and touchdowns (69).

DEFENSE



ANDY BUH

Defensive Coordinator
First Year at Maryland (Nevada, 1996)

- Hired in spring of 2016 after spending previous season at Kentucky.
- Defensive coordinator at Stanford, Cal and Nevada.
- Coached with Durkin at Stanford from 2007-09.



MIKE LONDON

Associate Head Coach/Defensive Line
First Year at Maryland (Richmond, 1983)

- Spent last six seasons as head coach at Virginia.
- Brought in four top-35 classes at Virginia.
- Developed 33 All-ACC selections in six seasons.



AAZAAR ABDUL-RAHIM

Defensive Backs
First Year at Maryland (San Diego State, 1998)

- Spent last two seasons as asst. director of player personnel at Alabama.
- Helped over 100 players earn scholarships to play college football while head coach at Friendship College from 2004-2013.



MATT BARNES

Linebackers
First Year at Maryland (Salisbury, 2008)

- Spent last season as defensive analyst at Michigan under Coach Durkin and Coach Harbaugh.
- Also served as defensive and special teams grad assistant at Florida from 2012-14.

THE BIG TEN CONFERENCE 2016 STANDINGS

	BIG TEN						OVERALL						Streak	
	W	L	For	Opp	Hm	Rd	W	L	For	Opp	Hm	Rd		Nu
EAST														
Michigan	6	1	286	65	4-0	2-1	9	1	445	110	7-0	2-1	0-0	L1
Ohio State	6	1	295	90	3-0	2-1	9	1	465	127	6-0	3-1	0-0	W3
Penn State	6	1	249	179	4-0	2-1	8	2	355	261	6-0	2-2	0-0	W6
Indiana	3	4	183	218	2-2	1-2	5	5	275	284	3-3	2-2	0-0	L1
Maryland	2	5	144	256	2-2	0-3	5	5	267	307	3-2	2-3	0-0	L3
Michigan State	1	6	183	199	1-3	0-3	3	7	261	271	2-4	1-3	0-0	W1
Rutgers	0	7	73	290	1-3	0-2	2	8	175	380	2-4	0-4	0-0	L7
WEST														
Wisconsin	5	2	169	86	2-2	2-1	8	2	262	127	4-1	3-1	1-0	W4
Nebraska	5	2	153	167	3-0	2-2	8	2	283	226	6-0	2-2	0-0	W1
Minnesota	4	3	199	157	2-0	2-3	7	3	318	232	5-1	2-2	0-0	L1
Iowa	4	3	145	158	2-0	2-3	6	4	253	205	3-3	3-1	0-0	W1
Northwestern	4	3	201	171	1-2	3-1	5	5	253	215	2-4	3-1	0-0	W1
Illinois	2	5	130	228	1-2	1-3	3	7	215	313	2-4	1-3	0-0	L1
Purdue	1	6	162	308	0-3	1-3	3	7	251	384	2-4	1-3	0-0	L5

THIS WEEK
IN THE BIG TEN
WEEK 12 SCHEDULE

- Saturday, November 19**
 #5 Ohio State at Michigan State (ESPN).....Noon
 Iowa at Illinois (BTN)Noon
 Maryland at #19 Nebraska (ESPNEWS)Noon
 #7 Wisconsin at Purdue (ABC).....Noon
 Indiana at #3 Michigan (ESPN) 3:30 pm
 Northwestern at Minnesota (BTN) 3:30 pm
 #10 Penn State at Rutgers (BTN)..... 8 pm

**2016 MARYLAND
BIG TEN PLAYERS OF THE WEEK**
 Ty Johnson Offensive, 10/3
 Lorenzo Harrison Freshman, 10/22

**2016 MARYLAND
NATIONAL HONORS**
 Wade Lees NCAA.com All-Week 2 Team
 D.J. Moore NCAA.com All-Week 2 Team

MARYLAND'S RECORD WHEN...

MD's Record In...
 September.....3-0
 October.....2-3
 November.....0-2

MD's Conference Record...
 At home.....2-2
 On the road.....0-3
 Neutral.....0-0

MD's Non-Conference Record...
 At home.....1-0
 On the road.....2-0
 Neutral.....0-0

MD vs. Ranked Teams...
 At home.....0-1
 On the road.....0-1
 Neutral.....0-0

MD's Record in Games...
 Decided by 1-3 points.....0-0
 4-7 points.....1-1
 8-10 points.....0-0
 11-19 points.....1-0
 20-29 points.....1-2
 30+ points.....2-2

MD's Record When Scoring...
 10 or fewer points.....0-3
 11-19 points.....0-1
 20-29 points.....1-0
 30+ points.....4-1

MD's Record When Allowing...
 10 or fewer points.....1-0
 11-19 points.....3-0
 20-29 points.....1-0
 30+ points.....0-5

MD's Record in Games...
 During the day.....2-5
 At night.....3-0
 Scoring first.....4-0
 Opponent scores first.....1-5
 Leading after the 1st quarter.....4-0
 Trailing after the 1st quarter.....1-4
 Tied after the 1st quarter.....0-1
 Leading at halftime.....4-1
 Trailing at halftime.....0-4
 Tied at halftime.....1-0
 Leading after the 3rd quarter.....4-0
 Trailing after the 3rd quarter.....1-5
 Tied after the 3rd quarter.....0-0
 In overtime.....1-0

MD's Record When...
 100-yard rusher.....2-1
 100-yard receiver.....1-0
 300-yard passer.....0-0
 Less than 300 yards total offense.....0-3
 300-399 yards total offense.....1-1
 400-499 yards total offense.....3-0
 500+ yards total offense.....1-1
 Committing fewer turnovers.....3-0
 Committing more turnovers.....1-5
 Turnovers are equal.....1-0
 No turnovers committed.....3-0

MD's Record When Allowing...
 100-yard rusher.....2-4
 100-yard receiver.....1-1
 300-yard passer.....0-1
 Less than 300 yards total offense.....3-0
 300-399 yards total offense.....0-1
 400-499 yards total offense.....2-0
 500+ yards total offense.....0-4



The Last Time ...**Kickoff Returned for TD**

Maryland – William Likely (100 yards) at Iowa, 10-31-15
Opponent – Natrelle Jamerson (98 yards), Wisconsin, 11-07-15

Blocked Punt Returned for TD

Maryland – Trey Edmunds (13 yards), Howard, 09-03-16
Opponent – David Carter (10 yards), W. Virginia, 09-19-98

Punt Returned for TD

Maryland – William Likely (85 yards) vs. Bowling Green, 09-12-15
Opponent – Nick Williams (58 yards), Connecticut, 09-17-12

Interception Returned for TD

Maryland – Jermaine Carter, Jr. (14 yards) at FIU, 09-09-16
Opponent – Riley Bullough (44 yards), at Michigan State, 11-14-15

Two Interceptions Returned for TD

Maryland – R. Donohue (25 yards), K. Tate (8 yards), vs. W. Forest, 10-30-10
Opponent – N/A

Fumble Returned for TD

Maryland – Dexter McDougle (66 yards), NC State, 11-26-11
Opponent – Auggie Sanchez (21 yards), USF, 09-06-14

Recorded a Safety

Maryland – at Connecticut, 09-14-13 (M. Whitfield forces intentional grounding on Connecticut quarterback Chandler Whitmer)
Opponent – West Virginia, 9-13-14 (Blocked punt rolled through the back of the end zone)

Blocked a Punt

Maryland – Lorenzo Harrison, at Penn State, 10-08-16
Opponent – Aaron Mends, at Iowa, 10-31-15

Blocked Two Punts

Maryland – LaQuan Williams and Nick Peterson vs. Wake Forest, 10-30-10
Opponent – N/A

Blocked a Field Goal

Maryland – Quinton Jefferson at West Virginia, 9-26-15
Opponent – Markus Kuhn, NC State, 11-26-11

Blocked a PAT

Maryland – Marcus Whitfield vs. Boston College, 11-23-13
Opponent – Antoni Allison, East Carolina, 12-29-10

Player Passed for 6 TDs

Maryland – None
Opponent – Matt Johnson (5, 58, 5, 27, 44, 14), vs BG, 09-12-15

Player Scored 5 TDs

Maryland – Bob Shemonski (22 rush, 26 rush, 82 PR, 4 rush, 8 rush) vs. Va. Tech, 11-07-50
Opponent – Bernard Pierce (1 rush, 9 rush, 4 rush, 44 rush, 13 rush) vs. Temple, 09-24-11

Player Passed for 5 TDs

Maryland – Scott Milanovich (5, 14, 27, 5, 12) vs. NC State, 11-5-94
Opponent – Matt Johnson (5, 58, 5, 27, 44, 14), vs BG, 09-12-15

Player Scored 4 TDs

Maryland – D.J. Adams (1 rush, 1 rush, 1 rush, 4 rush) vs. East Carolina, 12-29-10
Opponent – Bernard Pierce (1 rush, 9 rush, 4 rush, 44 rush, 13 rush) vs. Temple, 09-24-11

Player Scored 4 Rushing TDs

Maryland – D.J. Adams (1, 1, 1, 4) vs. East Carolina, 12-29-10
Opponent – Bernard Pierce (1 rush, 9 rush, 4 rush, 44 rush, 13 rush) vs. Temple, 09-24-11

Player Passed for 4 TDs

Maryland – Caleb Rowe (1, 70, 12, 22) vs USF, 09-19-15
Opponent – Chris Laviano (6, 6, 7, 1), at Rutgers, 11-28-15

Player Scored 3 TDs

Maryland – Brandon Ross (16 rush, 1 rush, 80 rush) at Rutgers, 11-28-15
Opponent – D. Smith (3 rush, 1 rush, 2 rush) at Michigan, 11-05-16

Player Scored 3 Rushing TDs

Maryland – Brandon Ross (79 rush, 22 rush, 75 rush) vs. IND, 11-21-15
Opponent – D. Smith (3 rush, 1 rush, 2 rush) at Michigan, 11-05-16

Five Different Players Scored a Rushing TD

Maryland – K. Goins, T. Edmunds, T. Johnson, L. Harrison, T. Pigrome, J. Funk - 6 players, Howard, 09-03-16
Opponent – D. Redding, T. Natee, Z. Diamont, M. Paige, R. Lagow; at Indiana, 10-29-16

Player Passed for 3 TDs

Maryland – Perry Hills (45, 9, 40) at FIU, 09-09-16
Opponent – Chris Laviano (6, 6, 7, 1), at Rutgers, 11-28-15

Player Scored 3 Receiving TDs

Maryland – Torrey Smith (11, 10, 12, 71) vs NC State, 11-27-10
Opponent – Tavon Austin (44, 24, 34) vs. West Virginia, 09-22-12

Three Players Scored 2 TDs

Maryland – Jermaine Lewis (5 rec, 27 rec), Mancel Johnson (14 rec, 12 rec), Geroy Simon (94 KOR, 5 rec) vs. NC State, 11-05-94
Opponent – Kelvin Benjamin (1 rush, 17 rush), Nick O'Leary (8 rec., 12 rec.), Karlos Williams (1 run, 17 run), Florida State, 10-05-13

Two Players Scored 2 TDs

Maryland – Ty Johnson (8 rush, 48 rush), Teldrick Morgan (11 rec, 5 rec) vs. Purdue, 10-01-16
Opponent – J.T. Barrett (4 rush, 1 rush), C. Samuel (2 rush, 5 rush), vs. Ohio State, 11-12-16

Touchdown Pass By a Non-Quarterback

Maryland – S. Diggs, 8-yarder to M. Furstenburg, at UNC, 11-24-12
Opponent – M/ Campanaro, 4-yarder to T. Price, Wake Forest, 10-19-13

Player Scored Offensive & Spec. Tms. TD

Maryland – T. Edmunds (rush, blocked punt return), Howard, 09-03-16

50-Yd. Field Goal

Maryland – Brad Craddock (50 yards), vs. Rutgers, 11-29-14
Opponent – Griffin Oakes (58 yards), Indiana, 09-27-14

45-Yd. Field Goal

Maryland – Brad Craddock (50 yards), vs. Rutgers, 11-29-14
Opponent – Tyler Durbin (45 yards), vs. Ohio State, 11-12-16

Five Field Goals

Maryland – Dale Castro (45, 29, 18, 32, 42) vs. Mississippi State, 09-22-79
Opponent – Nicholas Setta (51, 32, 18, 46, 24), Notre Dame, 08-31-02

Four Field Goals

Maryland – Nick Ferrara (24, 29, 28, 32) vs. Miami, 09-05-11
Opponent – Griffin Oakes (21, 19, 48, 36), Indiana, 11-21-15

Three Field Goals

Maryland – Brad Craddock (44, 27, 29) vs Penn State, 10-24-15
Opponent – Griffin Oakes (21, 19, 48, 36), Indiana, 11-21-15

Three Field Goals 45 Yards or More

Maryland – None
Opponent – Sam Ficken (47, 46, 48), Penn State, 11-01-14

Three Field Goals 40 Yards or More

Maryland – None
Opponent – Sam Ficken (47, 46, 48), Penn State, 11-01-14

Two Field Goals 45 Yards or More

Maryland – Brad Craddock (48, 48) at Indiana, 09-27-14
Opponent – Sam Ficken (47, 46, 48), Penn State, 11-01-14

Two Field Goals 40 Yards or More

Maryland – Brad Craddock (48, 48) at Indiana, 09-27-14
Opponent – Sam Ficken (47, 46, 48), Penn State, 11-01-14

Four Field Goals 30 Yards or More

Maryland – Nick Novak (54, 34, 31, 48) vs. Duke, 10-11-03
Opponent – None

Three Field Goals 30 Yards or More

Maryland – Brad Craddock (34, 31, 30) vs. Richmond, 09-05-15
Opponent – Sam Ficken (47, 46, 48), Penn State, 11-01-14

Two-Point Conversion by Rush

Maryland – Kenneth Goins, Michigan State, 10-22-16
Opponent – Drew Duzdik, James Madison, 09-12-09

Two-Point Conversion by Pass

Maryland – Caleb Rowe to Kenneth Goins vs. Purdue, 10-01-16
Opponent – Jack Rudock to Khalid Hill, Michigan, 10-03-15

Missed PAT (kick)

Maryland – Adam Greene, Michigan State, 10-22-16
Opponent – David Scully, Georgia Tech, 11-3-12

Defensive Extra-Point

Maryland – Anthony Nixon (98-yd. PAT return) vs. Boston College, 11-23-13
Opponent – L. Grant (100-yd. interception return), Duke, 10-26-96

40 Rushing Attempts

Maryland – Charlie Wysocki (50-217) at Duke, 10-25-80
Opponent – Montel Harris (41-142), Boston College, 11-28-09

30 Rushing Attempts

Maryland – Lance Ball (32-109), vs. Boston College, 11-10-07
Opponent – Saquon Barkley (31-202), at Penn State, 10-08-16

30 Rushing Attempts in One Half

Maryland – Charlie Wysocki (32) at Duke, 10-25-80

300 Rushing Yards

Maryland – LaMont Jordan (37-306) vs. Virginia, 11-20-99
Opponent – John Leach (46-329), Wake Forest, 11-20-93

200 Rushing Yards

Maryland – Ty Johnson (7-204) vs. Purdue 10-01-16
Opponent – Saquon Barkley (31-202), at Penn State, 10-08-16

150 Rushing Yards

Maryland – Ty Johnson (7-204) vs. Purdue 10-01-16
Opponent – Saquon Barkley (31-202), at Penn State, 10-08-16

150 Rushing Yards by a Quarterback

Maryland – Perry Hills (25-170) at Ohio State, 10-10-15

100 Rushing Yards

Maryland – Ty Johnson (13-142), at Indiana, 10-29-16
Opponent – De'Veon Smith (19-114), at Michigan, 11-05-16

100 Rushing Yards in 1st Half

Maryland – Ty Johnson (6-103), at Indiana, 10-29-16
Opponent – Saquon Barkley (31-202), at Penn State, 10-08-16

100 Rushing Yards by a Quarterback

Maryland – Perry Hills (19-104) at Iowa, 10-31-15
Opponent – Terrel Hunt (23-156), Syracuse, 09-20-14

Two Players with 100 Rushing Yards

Maryland – T. Johnson (115) and L. Harrison (105), Mich. State, 10-22-16
Opponent – D. Redding (130), T. Natee (111), Z. Diamont (104), at Indiana, 10-22-16

Three Players with 100 Rushing Yards

Maryland – Richard Jennings (136), Steve Atkins (126) and Jamie Franklin (105) vs. Virginia, 11-22-75
Opponent – D. Redding (130), T. Natee (111), Z. Diamont (104), at Indiana, 10-22-16

90-Yd. TD Run

Maryland – Da'Rel Scott (91) vs. East Carolina, 12-29-10

80-Yd. TD Run

Maryland – Brandon Ross (80) at Rutgers, 11-28-15

2016 MARYLAND FOOTBALL

75-Yd. TD Run

Maryland – Brandon Ross (80) at Rutgers, 11-28-15

75-Yd. Non-Scoring Run

Maryland – Ty Johnson (76) vs. Purdue 10-01-16

50-Yd. Non-Scoring Run

Maryland – Ty Johnson (66) at Indiana 10-22-16
Opponent – Ty Isaac (53), at Michigan, 11-05-16

50-Yd. TD Run

Maryland – Lorenzo Harrison (62), Purdue, 10-01-16
Opponent – Zander Diamond (52), at Indiana, 10-22-16

50 Pass Attempts

Maryland – Danny O'Brien (34-52-3, 289, 1 TD) vs. West Virginia, 09-17-11
Opponent – M. Johnson (36-55-1, 491, 6 TDs), vs. Bowling Green, 09-12-15

40 Pass Attempts

Maryland – C.J. Brown (20-43-3) vs. Michigan State, 11-15-14
Opponent – D. Blough (18-41-0, 132, 1 TD), vs. Purdue, 10-01-16

35 Pass Attempts

Maryland – Tyrrell Pigrome (18-37-2-161-1) vs. Minnesota, 10-15-16
Opponent – D. Blough (18-41-0, 132, 1 TD), vs. Purdue, 10-01-16

40 Pass Completions

Maryland – Scott Milanovich (46-62-1, 380, 1 TD) at Florida St., 11-18-95

30 Pass Completions

Maryland – Danny O'Brien (34-52-3, 289, 1 TD) vs. West Virginia, 09-17-11
Opponent – M. Johnson (36-55-1, 491, 6 TDs), vs. Bowling Green, 09-12-15

25 Pass Completions

Maryland – Danny O'Brien (34-52-3, 289, 1 TD) vs. West Virginia, 09-17-11
Opponent – M. Johnson (36-55-1, 491, 6 TDs), vs. Bowling Green, 09-12-15

400 Passing Yards

Maryland – Danny O'Brien (417) vs. NC State, 11-27-10
Opponent – Matt Johnson (491), vs. Bowling Green, 09-12-15

300 Passing Yards

Maryland – Caleb Rowe (332) vs. Virginia, 10-26-13
Opponent – Wilton Speight (362) at Michigan, 11-05-16

250 Yards Passing

Maryland – Caleb Rowe (297) vs. USF, 09-19-15
Opponent – J.T. Barrett (253), vs. Ohio State, 11-12-16

10 Receptions

Maryland – Levern Jacobs (10-82), vs. Minnesota, 10-15-16
Opponent – Roger Lewis (15-200), vs. Bowling Green, 09-12-15

Two Players with 10 Receptions

Maryland – W. Williams (11-84) and G. Simon (10-80) at Syracuse, 11-19-94
Opponent – K. White (13-216) and M. Alford (11-131), WVU, 9-13-14

100 Receiving Yards

Maryland – D.J. Moore (6-147), at FIU, 09-09-16
Opponent – Jehu Chesson (5-112), at Michigan, 11-05-16

Two Players with 100 Receiving Yards

Maryland – S. Diggs (6-112) and D. Long (10-108) at Indiana, 09-27-14
Opponent – Lewis (15-200) and Rhodes (2-108) vs. BGU, 09-12-15

Player w/ 100 Rushing Yds and 100 Receiving Yds

Opponent – Mikkell Simpson (Rushing: 16-119; Receiving: 13-152),
Virginia, 10-20-07

Three Players with 100 Receiving Yards

Maryland – J. Kremus (119), M. Johnson (106) and R. Weaver (105) at
Wake Forest, 11-20-93
Opponent – J. Grant (8-105), L. Carroo (6-104-2), A. Patton (8-101-2),
Rutgers, 11-29-14

200 Receiving Yards

Maryland – Torrey Smith (14-224), NC State, 11-27-10
Opponent – Roger Lewis (15-200), vs. Bowling Green, 09-12-15

90-Yard TD Reception

Maryland – C.J. Brown to Brandon Ross (90) at Syracuse, 09-20-14
Opponent – S. Halloran to Troy Stradford (90), Boston College, 10-11-86

80-Yard TD Reception

Maryland – C.J. Brown to Brandon Ross (90) at Syracuse, 09-20-14
Opponent – Josh Padrick to Samuel Smith (89), FIU, 09-23-06

75-Yard Non-Scoring Reception

Maryland – Caleb Rowe to Brandon Ross (77) vs. Virginia, 10-12-13
Opponent – C. Randolph to Jax Landfried (78), Wake Forest, 12-30-02

75-Yard TD Reception

Maryland – C.J. Brown to Brandon Ross (90) at Syracuse, 09-20-14
Opponent – C. Whitmer to S. Phillips (75), Connecticut, 09-14-13

50-Yard Non-Scoring Reception

Maryland – P. Hills to T. Morgan (51), at UCF, 09-17-16
Opponent – W. Speight to C. Evans (56) at Michigan, 11-05-16

50-Yard TD Reception

Maryland – Perry Hills to Ty Johnson (66) at Penn State, 10-08-16
Opponent – T. McSorley to D. Thompkins (70) at Penn State, 10-08-16

Player Recorded 15 or More Tackles

Maryland – Shane Cockerille (15) vs. Michigan State, 10-22-16
Opponent – Danzel White (15), Towson, 10-01-11

Player Recorded 20 or More Tackles

Maryland – Cole Farrand (23) vs. Clemson, 10-26-13
Opponent – N/A

Player Recorded 3.0 or More Sacks

Maryland – Yannick Ngakoue (3.0) vs. Bowling Green, 09-12-15
Opponent – Jeremiah Attaochu (3.0) vs. Georgia Tech, 11-3-12

Player Recorded 2.0 or More Sacks

Maryland – Roman Braglio (2.0), Purdue, 10-01-16
Opponent – Marcus Oliver (2.5), at Indiana, 10-22-16

Team Gained 300 Rushing Yards

Maryland – Purdue (400), 10-01-16
Opponent – at Indiana (414), 10-22-16

Team Gained 400 Rushing Yards

Maryland – Purdue (400), 10-01-16
Opponent – at Indiana (414), 10-22-16

Team Failed to Gain 100 Rushing Yards

Maryland – Ohio State (43), 11-12-16
Opponent – Purdue (10), 10-01-16

Team Failed to Gain 50 Rushing Yards

Maryland – Ohio State (43), 11-12-16
Opponent – Purdue (10), 10-01-16

Team Failed to Gain 25 Rushing Yards

Maryland – vs. Stanford (17), 12-30-14
Opponent – Purdue (10), 10-01-16

Team Gained 300 Passing Yards

Maryland – at Indiana (361), 09-27-14
Opponent – Ohio State (328), 11-12-16

Team Gained 400 Passing Yards

Maryland – vs. NC State, (417), 11-27-10
Opponent – Bowling Green (491), 09-12-15

Team Gained 500 Passing Yards

Maryland – N/A
Opponent – West Virginia (511), 9-13-14

Team Failed to Gain 100 Passing Yards

Maryland – Purdue (96), 10-01-16
Opponent – Minnesota (82), 10-15-16

Team Failed to Gain 50 Passing Yards

Maryland – at Clemson (41), 11-10-12
Opponent – Georgia Tech (31), 11-3-12

Team Gained 400 Yards of Total Offense

Maryland – at Indiana (517), 10-22-16
Opponent – Ohio State (581), 11-12-16

Team Gained 500 Yards of Total Offense

Maryland – at Indiana (517), 10-22-16
Opponent – Ohio State (581), 11-12-16

Team Gained 600 Yards of Total Offense

Maryland – at Rutgers (656), 11-28-15
Opponent – at Michigan (660), 11-05-16

Team Failed to Gain 200 Yards of Total Offense

Maryland – Ohio State (143), 11-12-16
Opponent – West Virginia (175), 09-21-13

Team Failed to Gain 125 Yards of Total Offense

Maryland – Michigan (105), 10-03-15

Scored 50 Points or more

Maryland – Purdue (50), 10-01-16
Opponent – Ohio State (62), 11-12-16

Scored 50 Points or more (Conference Game)

Maryland – Purdue (50), 10-01-16
Opponent – Ohio State (62), 11-12-16

Came back from a 21-pt deficit

Maryland – at Rutgers, trailed 31-10 in 2Q, 11-28-15

Shutout

Maryland – Michigan (0-28), 10-03-15
Opponent – West Virginia (37-0), 09-21-13

Shutout (Conference Game)

Maryland – Michigan (0-28), 10-03-15
Opponent – Wake Forest (26-0), 10-18-08

Terps Played in an Overtime Game

at UCF (W, 2ot, 30-24), 09-17-16
All-time record in overtime games, 6-3 (2-0 at home, 4-3 on the road)

Team Scored 28 Points or More In a Qtr

Maryland – vs. Rutgers (28, 2nd Qtr.), 11-29-14
Opponent – Bowling Green (28, 4th Qtr.), 09-12-15

Team Scored 21 Points or More In a Qtr

Maryland – Purdue (21, 2nd Qtr.), 10-01-16
Opponent – Ohio State (24, 2nd Qtr.), 11-12-16

A Player Started on Both Sides of the Ball

Maryland – William Likely (CB, WR; at FIU), 09-09-16*

*Likely was also the PR and KR

MARYLAND SINGLE GAME, SEASON & CAREER RECORDS

RUSHING RECORDS

Career Yards

1. LaMont Jordan, 1997-00	4,147
2. Charlie Wysocki, 1978-81	3,317
3. Steve Atkins, 1975-78	2,971
4. Brandon Ross, 2012-15	2,543
5. Lance Ball, 2004-07	2,487
6. Bruce Perry, 1999, 2001-03	2,424
7. Rick Badanjek, 1982-85	2,417
8. Davin Meggett, 2008-11	2,411
9. Da'Rel Scott, 2007-10	2,401
10. Louis Carter, 1972-74	2,266
11. Alvin Blount, 1983-86	2,158
12. Willie Joyner, 1980-83	2,140
13. Josh Allen, 2002-03, 2005-06	1,958
14. Billy Lovett, 1966-68	1,913
15. Ed Modzelewski, 1949-51	1,893

Season Yards

1. LaMont Jordan (Jr.), 1999	1,632
2. Charlie Wysocki (Jr.), 1980	1,359
3. Steve Atkins (Sr.), 1978	1,261
4. Bruce Perry (So.), 2001	1,242
5. Chris Downs (Sr.), 2002	1,154
6. Charlie Wysocki (So.), 1979	1,140
7. Da'Rel Scott (So.), 2008	1,133
8. Willie Joyner (Jr.), 1982	1,039
9. Louis Carter (Sr.), 1974	991
10. Billy Lovett (Sr.), 1968	963
11. Brandon Ross (Sr.), 2015	958
12. Art Seymore (So.), 1970	945
13. Josh Allen (So.), 2003	922
14. LaMont Jordan (Sr.), 2000	920
15. Willie Joyner (Sr.), 1983	908

Single-Game Yards

1. LaMont Jordan vs. Virginia, 1999	306
2. Bruce Perry vs. Wake Forest, 2001	276
3. Josh Allen vs. Virginia, 2003	257
4. Brandon Ross vs. Indiana, 2015	250
5. Willie Joyner vs. No. Carolina, 1982	240
6. Bruce Perry vs. Wake Forest, 2003	237
George Scott vs. Villanova, 1977	237
8. LaMont Jordan vs. Duke, 1999	227
9. Charlie Wysocki vs. Louisville, 1979	222
10. Rick Badanjek vs. Virginia, 1984	217
11. Charlie Wysocki vs. Duke, 1980	216
12. Steve Atkins vs. Syracuse, 1976	215
13. Alvin Blount vs. Clemson, 1984	214
14. Louis Carter vs. Virginia, 1974	213
16. Chris Downs vs. Georgia Tech, 2002	212
16. Charlie Wysocki vs. Virginia, 1979	202

Career Touchdowns

1. Rick Badanjek, 1982-85	44
2. LaMont Jordan, 1997-2000	36
3. Steve Atkins, 1975-78	31
4. Lance Ball, 2004-07	26
Charlie Wysocki, 1978-81	26
6. Louis Carter, 1972-74	25
C.J. Brown, 2011-14	25
8. Josh Allen, 2002-03, 2005-06	21
Ed Modzelewski, 1949-51	21
10. Brandon Ross, 2012-15	19
Keon Lattimore, 2004-07	19
Buddy Rodgers, 1994-97	19
13. Davin Meggett, 2008-11	18
Tommy Neal, 1983-86	18
Ed Vereb, 1953-55	18
Bob Shemonski, 1949-51	18
Da'Rel Scott, 2007-10	17
Bruce Perry, 1999, 2001-2003	17

Season Touchdowns

1. LaMont Jordan (Jr.), 1999	16
2. Rick Badanjek (Jr.), 1984	15
Bob Shemonski (Jr.), 1950	15
4. Louis Carter (Jr.), 1973	14
Ed Vereb (Sr.), 1955	14
6. Keon Lattimore (Sr.), 2007	13
Chris Downs (Sr.), 2002	13
8. C.J. Brown (Sr.), 2013	12
Lance Ball (Sr.), 2007	12
Rick Badanjek (Sr.), 1985	12
11. D.J. Adams (Fr.), 2010	11
LaMont Jordan (Sr.), 2000	11
Charlie Wysocki (Jr.), 1980	11
Ed Modzelewski (Sr.), 1951	11
Lu Gambino (Sr.), 1947	11

Single-Game Touchdowns

1. Bob Shemonski vs. Va. Tech, 1950	5
2. D.J. Adams vs. East Carolina, 2010	4
Chris Downs vs. North Carolina, 2002	4
LaMont Jordan vs. Clemson, 1999	4
Charlie Wysocki vs. Virginia, 1981	4
6. Brandon Ross at Rutgers, 2015	3
Brandon Ross vs. Indiana, 2015	3
C.J. Brown vs. James Madison, 2014	3
C.J. Brown vs. NC State, 2013	3
D.J. Adams vs. Virginia, 2010	3
Lance Ball vs. Georgia Tech, 2007	3
Keon Lattimore vs. Villanova, 2007	3
Chris Downs vs. Georgia Tech, 2002	3
Bruce Perry vs. E. Michigan, 2001	3
LaMont Jordan vs. Middle Tennessee State, 2000	3
LaMont Jordan vs. Western Carolina, 1999	3
Rick Badanjek vs. No. Carolina, 1984	3
Rick Badanjek vs. NC State, 1984	3
John Nash vs. Wake Forest, 1982	3
Steve Atkins vs. Duke, 1978	3
George Scott vs. Villanova, 1977	3
Steve Atkins vs. Duke, 1977	3
Steve Atkins vs. Syracuse, 1977	3
Louis Carter vs. Clemson, 1973	3
Dennis O'Hara vs. Wake Forest, 1969	3
Dennis Condie vs. Virginia, 1960	3

Jim Joyce vs. Virginia, 1959	3
John Forbes vs. Miami, 1958	3

PASSING RECORDS

Career Completions

1. Scott Milanovich, 1992-95	650
2. Chris Turner, 2007-09	547
3. Boomer Esiason, 1981-83	461
4. C.J. Brown, 2011-14	437
5. Sam Hollenbach, 2003-06	417
6. Neil O'Donnell, 1987-89	387
7. Dan Henning, 1985-87	353
8. Brian Cummings, 1994-97	344
9. Danny O'Brien, 2010-11	342
10. Scott McBrien, 2002-03	335
11. John Kaleo, 1991-92	305
12. Perry Hills, 2012-pres.	290
13. Dick Shiner, 1961-63	287
14. Shaun Hill, 2000-01	270
Scott Zolak, 1988-90	270

Season Completions

1. John Kaleo (Sr.), 1992	286
2. Scott Milanovich (So.), 1993	279
3. Scott Milanovich (Jr.), 1994	229
4. Scott Zolak (Sr.), 1990	225
5. Chris Turner (Jr.), 2008	214
6. Sam Hollenbach (Sr.), 2006	203
7. Shaun Hill (Sr.), 2001	197
8. Dan Henning (Jr.), 1986	196
9. Danny O'Brien (Fr.), 2010	192
Sam Hollenbach (Jr.), 2005	192
11. C.J. Brown (Gr.), 2014	189
12. Chris Turner (Sr.), 2009	180
13. Boomer Esiason (Jr.), 1982	176
14. Scott McBrien (Sr.), 2003	173
15. C.J. Brown (Sr.), 2013	166
Stan Gelbaugh (Sr.), 1985	166

Single-Game Completions

1. Scott Milanovich vs. Florida St., 1995	46
2. Scott Milanovich vs. Wake Forest, 1993	37
3. Scott Milanovich vs. Syracuse, 1994	35
Scott Milanovich vs. W. Virginia, 1993	35
5. Danny O'Brien vs. W. Virginia, 2011	34
Scott Milanovich vs. No. Carolina, 1993	34
7. Danny O'Brien vs. NC State, 2010	33
Chris Turner vs. Boston College, 2008	33
9. Scott Milanovich vs. Wake Forest, 1995	32
Scott Milanovich vs. Virginia, 1994	32
Scott Milanovich vs. NC State, 1994	32
John Kaleo vs. Virginia, 1992	32
13. Danny O'Brien vs. Miami, 2011	31
John Kaleo vs. No. Carolina, 1992	31

MARYLAND SINGLE GAME, SEASON & CAREER RECORDS

Career Yards

1. Scott Milanovich, 1992-95	7,301
2. Chris Turner, 2007-09	6,543
3. Boomer Esiason, 1981-83	6,259
4. C.J. Brown, 2011-14	5,372
5. Scott McBrien, 2002-03	5,169
6. Sam Hollenbach, 2003-06	5,139
7. Neil O'Donnell, 1987-89	4,989
8. Dan Henning, 1985-87	4,560
9. Danny O'Brien, 2010-11	4,086
10. Brian Cummings, 1994-97	4,080
11. John Kaleo, 1991-92	3,660
12. Stan Gelbaugh, 1981-85	3,659
13. Perry Hills, 2012-pres.	3,562
14. Dick Shiner, 1961-63	3,410
15. Bob Avellini, 1972-74	3,222

Season Yards

1. Scott Milanovich (So.), 1993	3,499
2. John Kaleo (Sr.), 1992	3,392
3. Dan Henning (Jr.), 1986	2,725
4. Scott McBrien (Sr.), 2003	2,672
5. Scott Zolak (Sr.), 1990	2,589
6. Sam Hollenbach (Jr.), 2005	2,539
7. Chris Turner (Jr.), 2008	2,516
8. Scott McBrien (Jr.), 2002	2,497
9. Stan Gelbaugh (Sr.), 1985	2,475
10. Danny O'Brien (Fr.) 2010	2,438
11. Scott Milanovich (Jr.), 1994	2,394
12. Shaun Hill (Sr.), 2001	2,380
13. Sam Hollenbach (Sr.), 2006	2,371
14. Boomer Esiason (Sr.), 1983	2,322
15. Boomer Esiason (Jr.), 1982	2,302
16. C.J. Brown (Sr.), 2013	2,288

Single-Game Yards

1. Scott Milanovich vs. Va. Tech, 1993	498
2. Scott Milanovich vs. W. Virginia, 1993	451
3. John Kaleo vs. Clemson, 1992	418
4. Danny O'Brien vs. NC State, 2010	417
5. Scott Milanovich vs. Wake Forest, 1993	416
6. John Kaleo vs. Pittsburgh, 1992	415
7. Scott Milanovich vs. Duke, 1993	414
8. Scott Milanovich vs. No. Carolina, 1993	405
John Kaleo vs. Wake Forest, 1992	405
10. Scott McBrien vs. WVU (Gator Bowl), 2004	381
11. Scott Milanovich vs. Florida St., 1995	380

Career Touchdowns

1. Scott Milanovich, 1992-95	49
2. Boomer Esiason, 1981-83	42
3. Scott McBrien, 2002-03	34
4. C.J. Brown, 2011-14	33
5. Chris Turner, 2007-09	30
6. Danny O'Brien, 2010-11	29
7. Sam Hollenbach, 2003-06	28
8. Perry Hills, 2012-pres.	27
9. Neil O'Donnell, 1987-89	26
10. Dan Henning, 1985-87	24
11. Alan Pastrana, 1965-68	23
12. Brian Cummings, 1994-97	22
Jack Scarbath, 1950-52	22
14. Dick Shiner, 1961-63	21
15. Stan Gelbaugh, 1981-85	20

Season Touchdowns

1. Scott Milanovich (So.), 1993	26
2. Danny O'Brien (Fr.) 2010	22
3. Scott Milanovich (Jr.), 1994	20
4. Scott McBrien (Sr.), 2003	19
5. Boomer Esiason (Jr.), 1982	18
6. John Kaleo (Sr.), 1992	17
Alan Pastrana (Jr.), 1966	17
8. Sam Hollenbach (Sr.), 2006	15
Scott McBrien (Jr.), 2002	15
Dan Henning (Jr.), 1986	15
Stan Gelbaugh (Sr.), 1985	15
Boomer Esiason (Sr.), 1983	15
13. C.J. Brown (Gr.), 2014	13
C.J. Brown (Sr.), 2013	13
Chris Turner (Jr.), 2008	13
Shaun Hill (Sr.), 2001	13
Sam Hollenbach (Jr.), 2005	13

Single-Game Touchdowns

1. Scott Milanovich vs. NC State, 1994	5
Scott Milanovich vs. Wake Forest, 1993	5
Scott Milanovich vs. W. Virginia, 1993	5
Scott Milanovich vs. No. Carolina, 1993	5
John Kaleo vs. Clemson, 1992	5
6. Caleb Rowe vs. USF, 2015	4
Danny O'Brien vs. NC State, 2010	4
Danny O'Brien vs. Wake Forest, 2010	4
Joel Statham vs Duke, 2004	4
Scott McBrien vs. North Carolina, 2003	4
Scott Milanovich vs. Ga. Tech, 1994	4
Scott Milanovich vs. Va. Tech, 1993	4
Mark Manges vs. Villanova, 1975	4

RECEIVING RECORDS

Career Receptions

1. Jermaine Lewis, 1992-95	193
2. Geroy Simon, 1993-96	185
3. Torrey Smith, 2008-10	152
4. Stefon Diggs, 2012-	150
5. Darrius Heyward-Bey, 2006-08	138
6. Frank Wycheck, 1990-92	134
7. Russ Weaver, 1992-94	120
Levern Jacobs, 2012-pres.	120
9. Guilian Gary, 1998-2001	113
10. Azizuddin Abdur-Ra'ooof, 1984-87	108
11. Barry Johnson, 1987-90	106
12. Ferrell Edmunds, 1984-87	101
13. Marcus Badgett, 1989-92	100
Frank Russell, 1972-74	100
15. Greg Hill, 1982-84	97

Season Receptions

1. Geroy Simon (So.), 1994	77
2. Marcus Badgett (Sr.), 1992	75
3. Russ Weaver (Jr.), 1993	69
4. Torrey Smith (Jr.), 2010	67
5. Jermaine Lewis (Sr.), 1995	66
6. Stefon Diggs (Jr.), 2014	62
7. Torrey Smith (So.), 2009	61
8. Frank Wycheck (Fr.), 1990	58
9. Richie Harris (Sr.), 1992	56
10. Stefon Diggs (Fr.), 2012	54
Geroy Simon (Jr.), 1995	54
12. Jermaine Lewis (So.), 1993	52
Dan Prunzik (Sr.), 1992	52
14. Darrius Heyward-Bey (So.), 2007	51
Vernon Davis (Jr.), 2005	51
Allen Williams (Sr.), 1994	51
Greg Hill (Sr.), 1984	51

Single-Game Receptions

1. Geroy Simon vs. Florida St., 1995	16
2. Torrey Smith vs. NC State, 2010	14
Russ Weaver vs. Wake Forest, 1993	14
Frank Wycheck vs. Va. Tech, 1990	14
5. Jermaine Lewis vs. Ga. Tech, 1995	13
6. Frank Wycheck vs. NC State, 1990	12
7. Darrius Heyward-Bey vs. Wake Forest, 2008	11
Jermaine Lewis vs. NC State, 1995	11
Allen Williams vs. Syracuse, 1994	11
Geroy Simon vs. W. Virginia, 1994	11
Marcus Badgett vs. Wake Forest, 1992	11
Marcus Badgett vs. Pittsburgh, 1992	11
John Tice vs. Clemson, 1982	11
Stefon Diggs vs. Boston College, 2012	11

MARYLAND SINGLE GAME, SEASON & CAREER RECORDS

Career Yards

1. Jermaine Lewis, 1992-95	2,932
2. Stefon Diggs, 2012-14	2,227
3. Torrey Smith, 2008-10	2,215
4. Darrius Heyward-Bey, 2006-08	2,089
5. Geroy Simon, 1993-96	2,059
6. Azizuddin Abdur-Ra'oof, 1984-87	1,895
7. Marcus Badgett, 1989-92	1,748
Barry Johnson, 1987-90	1,721
Greg Hill, 1982-84	1,721
10. Ferrell Edmunds, 1984-87	1,641
11. Guilian Gary, 1998-2001	1,552
12. James Milling, 1984-87	1,446
13. Russell Davis, 1981-83	1,408
14. Levern Jacobs, 2012-pres.	1,401
15. Vernon Davis, 2003-05	1,371

Season Yards

1. Marcus Badgett (Sr.), 1992	1,240
2. Torrey Smith (Jr.), 2010	1,055
3. Jermaine Lewis (So.), 1993	957
4. Jermaine Lewis (Sr.), 1995	937
5. Geroy Simon (So.), 1994	891
6. Vernon Davis (Jr.), 2005	871
7. Stefon Diggs (Fr.), 2012	848
8. Torrey Smith (So.), 2009	824
9. Greg Hill (Sr.), 1984	820
10. Stefon Diggs (Jr.), 2014	792
11. Darrius Heyward-Bey, (So.), 2007	786
12. Guilian Gary (Sr.), 2001	727
13. Darrius Heyward-Bey (Fr.), 2006	694
14. Jermaine Lewis (Jr.), 1994	692
15. Barry Johnson (Jr.), 1989	689

Single-Game Yardage

1. Marcus Badgett vs. Pittsburgh, 1992	251
2. Jermaine Lewis vs. No. Carolina, 1993	250
3. Torrey Smith vs. NC State, 2010	224
4. James Milling vs. No. Carolina, 1986	220
5. Marcus Badgett vs. Duke, 1992	218
6. Jermaine Lewis vs. Duke, 1995	205
7. Jermaine Lewis vs. Ga. Tech, 1995	189
8. Russell Davis vs. Penn State, 1982	188
9. Marcus Badgett vs. Wake Forest, 1992	187
10. Marcus Badgett vs. Clemson, 1992	184
11. Greg Hill vs. Miami, 1984	182

Career Touchdowns

1. Jermaine Lewis, 1992-95	21
2. Torrey Smith, 2008-10	19
3. Greg Hill, 1982-84	18
4. Stefon Diggs, 2012-	14
5. Darrius Heyward-Bey, 2006-08	13
Guilian Gary, 1998-2001	13
7. Gary Collins, 1959-61	12
8. Marcus Badgett, 1989-92	11
Barry Johnson, 1987-90	11
10. Mancel Jonsson, 1993-96	10
Geroy Simon, 1993-96	10
Azizuddin Abdur-Ra'oof, 1984-87	10
Ferrell Edmunds, 1984-87	10
Dan Bungori, 1971-73	10
15. Vernon Davis, 2003-05	9
Vernon Joines, 1985-88	9
Mike Lewis, 1979-82	9

Season Touchdowns

1. Torrey Smith (Jr.), 2010	12
2. Jermaine Lewis (Jr.), 1994	9
Marcus Badgett (Sr.), 1992	9
4. Dan Bungori (So.), 1971	8
5. Guilian Gary (Jr.), 2000	7
Jermaine Lewis (So.), 1993	7
Greg Hill (Jr.), 1983	7
Greg Hill (So.), 1982	7
Billy Van Heusen (Jr.), 1966	7
Darryl Hill (Jr.), 1963	7
11. Vernon Davis (Jr.), 2005	6
Latrez Harrison (Sr.), 2003	6
Guilian Gary (Sr.), 2001	6
Barry Johnson (Jr.), 1989	6
James Milling (Jr.), 1986	6
Don Ratliff (Sr.), 1972	6
Stefon Diggs (Fr.), 2012	6

Single-Game Touchdowns

1. Torrey Smith vs. NC State, 2010	4
2. Vernon Davis vs. Duke, 2004	3
Guilian Gary vs. Georgia Tech, 2000	3
Jermaine Lewis vs. W. Virginia, 1993	3
James Milling vs. No. Carolina, 1986	3

DEFENSIVE RECORDS

Career Tackles (since 1969)

1. Eric Wilson, 1981-84	481
2. E.J. Henderson, 1999-2002	473
3. Chuck Faucette, 1983-86	466
4. D'Qwell Jackson, 2002-05	447
5. Ratcliff Thomas, 1993-96	424
6. Eric Barton, 1995-98	417
7. Mike Jarmolowich, 1989-92	414
8. Brad Carr, 1974-77	386
9. Scott Saylor, 1987-89	382
10. Alex Wujciak, 2008-10	381
11. Bruce Palmer, 1976-78	351
12. Aaron Thompson, 1998-2001	348
13. Mike Corvino, 1979-82	347
14. Ted Klaube, 1975-77	344
15. Demetrius Hartsfield, 2009-12	338

Season Tackles (since 1969)

1. Neal Olkewicz (Sr.), 1978	188
2. Ted Klaube (Sr.), 1977	186
3. Eric Wilson (Jr.), 1983	178
4. E.J. Henderson (Sr.), 2002	175
5. Harry Walters (Jr.), 1974	173
6. Kevin Walker (Sr.), 1987	172
7. Eric Wilson (Sr.), 1984	160
8. Eric Barton (Sr.), 1998	159
Brian Matera (Sr.), 1979	159
10. Brad Carr (Jr.), 1976	157
11. Mike Jarmolowich (Jr.), 1991	153
12. Chuck Faucette (Sr.), 1986	151
Bruce Palmer (Sr.), 1978	151
14. E.J. Henderson (Jr.), 2001	150
15. Kevin Benson (Sr.), 1975	149

Career TFL (since 1974)

1. E.J. Henderson, 1999-02	62.5
2. Aaron Thompson, 1998-01	45
3. Andre Monroe, 2011-14	38.5
4. Charles Johnson, 1976-78	37
5. Mike Corvino, 1979-82	36
6. Eric Ogbogu, 1994-97	35.5
7. Randy Starks, 2001-03	34.0
8. Yannick Ngakoue, 2013-pres.	33
9. Shawne Merriman, 2003-04	32.5
10. Al Wallace, 1993-96	32
Joe Vellano, 2009-12	32
12. Delbert Cowsette, 1996-99	31
13. Gurnest Brown, 1979-82	27
Demetrius Hartsfield, 2009-12	27
15. Mike Whaley, 2000-01	26

MARYLAND SINGLE GAME, SEASON & CAREER RECORDS

Season TFL (since 1974)

1. E.J. Henderson (Jr.), 2001	28
2. Randy White (Sr.), 1974	24
3. E.J. Henderson (Sr.), 2002	19.5
4. Charles Johnson (Sr.), 1978	18
5. Andre Monroe (Jr.), 2013	17
Shawne Merriman (So.), 2004	17
Aaron Thompson (So.), 1999	17
Kris Jenkins (Sr.), 2000	17
Bruce Palmer (Sr.), 1978	17
10. Jack Bradford (Sr.), 1990	16
Bruce Mesner (Sr.), 1985	16
12. Marcus Whitfield (Sr.), 2013	15.5
13. Yannick Ngakoue (Jr.), 2015	15
Eric Ogbogu (Jr.), 1996	15
Eric Hicks (Jr.), 1996	15
Gurnest Brown (Jr.), 1981	15

Career TFL Yards (since 1974)

1. Andre Monroe, 2011-14	212
2. E.J. Henderson, 1999-2002	207
3. Mike Corvino, 1979-82	206
4. Charles Johnson, 1976-78	205
5. Aaron Thompson, 1998-2001	197
7. Yannick Ngakoue, 2013-pres.	176
6. Shawne Merriman, 2002-03	170
8. James Shaffer, 1976-79	153
9. Gurnest Brown, 1979-82	149
10. Adrian Moten, 2007-10	145

Season TFL Yards (since '74)

1. Randy White (Sr.), 1974	122
2. Charles Johnson (Sr.), 1978	119
3. Marcus Whitfield (Sr.), 2013	109
4. Marlin Van Horn (Jr.), 1978	101
5. Mark Duda (Sr.), 1982	94
6. Andre Monroe (Sr.), 2014	92
7. Mike Corvino (Jr.), 1981	91
8. Shawne Merriman (So.), 2004	87
9. E.J. Henderson (Sr.), 2002	86
Bruce Mesner (Sr.), 1986	86
11. James Shaffer (Sr.), 1979	84
12. Yannick Ngakoue (Jr.), 2015	83
13. Bruce Palmer (Sr.), 1978	81
Yannick Ngakoue (So.), 2014	81

Career Sacks (since 1969)

1. Andre Monroe, 2011-14	25
2. Mike Corvino, 1979-82	24
3. Shawne Merriman, 2002-04	22
4. Yannick Ngakoue, 2013-pres.	21.5
5. Mark Duda, 1979-82	19
Charles Johnson, 1976-78	19
Bruce Palmer, 1976-78	19
8. Eric Ogbogu, 1994-97	18.5
9. E.J. Henderson, 1999-2002	18
Bruce Mesner, 1983-86	18
Gurnest Brown, 1979-82	18
12. Randy Starks, 2001-03	17.5
13. Joe Campbell, 1973-76	17
14. Adrian Moten, 2007-10	15.5

Season Sacks (since 1969)

1. Yannick Ngakoue (Jr.), 2015	13.5
2. Mark Duda (Sr.), 1982	13
Bruce Palmer (Sr.), 1978	13
4. Bruce Mesner (Jr.), 1985	12
Charles Johnson (Sr.), 1978	12
Randy White (Sr.), 1974	12
7. Mike Corvino (Jr.), 1981	11
Marlin Van Horn (Sr.), 1979	11
9. Andre Monroe (Sr.), 2014	10.5
10. Kris Jenkins (Sr.), 2000	10
Jack Bradford (Sr.), 1990	10
Gurnest Brown (Jr.), 1981	10
13. Andre Monroe (Jr.), 2013	9.5
14. Marcus Whitfield (Sr.), 2013	9.0
15. Shawne Merriman (So.), 2003	8.5
Shawne Merriman (Jr.), 2004	8.5
E.J. Henderson (Sr.), 2002	8.5

Season Forced Fumbles (since 1987)

1. Joel Goode, 1987	6
2. Sean Davis, 2015	5
3. Darin Drakeford, 2011	4
Kenny Tate, 2010	4
Milton Harris, 2005	4
6. Adrian Moten, 2007	3
Moise Fokou, 2007	3
Erin Henderson, 2006	3
Shawne Merriman, 2004	3
E.J. Henderson, 2002	3
Rod Littles, 2001	3
Aaron Thompson, 2000	3
Rod Littles, 2000	3
Eric Barton, 1998	3
Eric Ogbogu, 1998	3
Chad Wiestling, 1992	3
Lubo Zizakovich, 1990	3
Cole Farrand, 2012	3

Career Interceptions

1. Tom Brown, 1960-62	17
2. Lendell Jones, 1980-83	14
3. Bob Sullivan, 1962-63	13
4. A.J. Johnson, 1993-96	12
Bob Smith, 1972-74	12
Bernie Faloney, 1951-53	12
7. Curome Cox, 2000-02	10
Lewis Sanders, 1996-99	10
Howard Eubanks, 1979-82	10
Lloyd Burruss, 1976-80	10
Ralph Lary, 1977-80	10
Ken Schroy, 1972-74	10
13. Tony Jackson, 1997-2001	9
Shawn Forte, 1998-2000	9
Keeta Covington, 1983-86	9
Clarence Baldwin, 1981-83	9
Jim Brechbiel, 1972-75	9
Wally Stalnak, 1967-69	9
Joe Horning, 1951-54	9

Season Interceptions

1. Bob Sullivan (Sr.), 1965	10
2. Tom Brown (Jr.), 1961	8
3. Clarence Baldwin (Sr.), 1983	7
Lendell Jones (Jr.), 1982	7
Ralph Lary (Jr.), 1979	7
Bob Smith (So.), 1972	7
7. William Likely (So.), 2014	6
Tony Jackson (Sr.), 2001	6
Lewis Sanders (Jr.), 1999	6
A.J. Johnson (Jr.), 1995	6
Keeta Covington (Jr.), 1985	6
Larry Marshall (Sr.), 1971	6
Tom Brown (Sr.), 1962	6
Bernie Faloney (Sr.), 1953	6
Joe Horning (Fr.), 1951	6
15. 10 players	5
(last time: Domonique Foxworth (So.), 2002)	

Single-Game Interceptions

1. Lendell Jones vs. Duke, 1982	4
---------------------------------	---

Career Interception Return Yards

1. Tom Brown, 1960-62	275
2. Alex Wujciak, 2008-10	238
3. Joe Horning, 1951-54	222
4. Bill McFadden, 1979-82	212
5. Bernie Faloney, 1950-53	207
6. Randall Jones, 1998-2001	177
7. Lloyd Burruss, 1976-80	173
8. William Likely, 2013-pres.	170
9. Jim LaRue, 1947-49	168
10. Ernie Arizzi, 1961-63	166
11. Ken Schroy, 1972-74	165
12. Frank Tamburello, 1954-55	161
13. Ralph Lary, 1977-80	160
14. Curome Cox, 2000-03	153
15. Joe Petruzzo, 1950-51	143

Season Interception Return Yards

1. William Likely (So.), 2014	170
2. Alex Wujciak (Jr.), 2009	152
3. Joe Horning (Fr.), 1951	147
4. Frank Tamburello (So.), 1954	140
5. Cliff Crosby (Sr.), 1998	133
6. Larry Marshall (Sr.), 1971	131
7. Tom Brown (Sr.), 1962	122
8. Eddie Tomlin (Sr.), 1989	120
9. Shawn Forte (Sr.), 2000	114
10. Bill McFadden (Jr.), 1981	112
11. Dickie Lewis (So.), 1956	111
12. Jim LaRue (Sr.), 1949	103
13. Ralph Lary (Jr.), 1979	102
Joe Petruzzo (So.), 1950	102
15. Cameron Chism (Sr.), 2011	100

2016 TEAM STATISTICS

Team Statistics	UMD	OPP
SCORING	267	307
Points Per Game	26.7	30.7
Points Off Turnovers	22	50
FIRST DOWNS	193	234
Rushing	102	114
Passing	82	99
Penalty	9	21
RUSHING YARDAGE	2137	2287
Yards gained rushing	2529	2564
Yards lost rushing	392	277
Rushing Attempts	429	449
Average Per Rush	5.0	5.1
Average Per Game	213.7	228.7
TDs Rushing	21	25
PASSING YARDAGE	1796	2166
Comp-Att-Int	157-260-8	165-294-4
Average Per Pass	6.9	7.4
Average Per Catch	11.4	13.1
Average Per Game	179.6	216.6
TDs Passing	12	15
TOTAL OFFENSE	3933	4453
Total Plays	689	743
Average Per Play	5.7	6.0
Average Per Game	393.3	445.3
KICK RETURNS: #-Yards	29-546	43-814
PUNT RETURNS: #-Yards	16-96	14-76
INT RETURNS: #-Yards	4-24	8-90
KICK RETURN AVERAGE	18.8	18.9
PUNT RETURN AVERAGE	6.0	5.4
INT RETURN AVERAGE	6.0	11.2
FUMBLES-LOST	10-7	14-5
PENALTIES-Yards	63-578	69-641
Average Per Game	57.8	64.1
PUNTS-Yards	53-2111	52-1875
Average Per Punt	39.8	36.1
Net punt average	38.0	34.2
KICKOFFS-Yards	49-2878	57-3392
Average Per Kick	58.7	59.5
Net kick average	39.6	39.8
TIME OF POSSESSION/Game	28:19	31:41
3RD-DOWN Conversions	50/138	53/138
3rd-Down Pct	36%	38%
4TH-DOWN Conversions	9/22	6/18
4th-Down Pct	41%	33%
SACKS BY-Yards	23-143	32-210
MISC YARDS	0	0
TOUCHDOWNS SCORED	35	41
FIELD GOALS-ATTEMPTS	8-11	8-11
ON-SIDE KICKS	0-0	0-1
RED-ZONE SCORES	(30-33) 91%	(35-45) 78%
RED-ZONE TOUCHDOWNS	(22-33) 67%	(29-45) 64%
PAT-ATTEMPTS	(29-30) 97%	(37-39) 95%
ATTENDANCE	207470	309976
Games/Avg Per Game	5/41494	5/61995
Neutral Site Games		0/0

Score by Quarters	1st	2nd	3rd	4th	OT	Total
Maryland	64	93	34	63	13	267
Opponents	62	100	53	85	7	307

2016 INDIVIDUAL STATISTICS

Rushing	gp-gs	att	gain	loss	net	avg	td	lg	avg/g
Johnson, Ty	10-6	77	678	22	656	8.5	4	76	65.6
Harrison, Lorenzo	9-2	88	664	31	633	7.2	5	62	70.3
Pigrome, Tyrrell	9-1	60	295	66	229	3.8	3	25	25.4
Edmunds, Trey	5-2	26	160	2	158	6.1	1	29	31.6
Goins, Kenneth	10-0	27	164	10	154	5.7	3	36	15.4
Hills, Perry	9-9	68	285	159	126	1.9	4	30	14.0
Funk, Jake	10-0	26	129	5	124	4.8	1	29	12.4
Morgan, Teldrick	10-8	5	45	5	40	8.0	0	29	4.0
Moore, D.J.	10-10	6	26	4	22	3.7	0	14	2.2
Likely, William	6-6	2	15	0	15	7.5	0	13	2.5
Brown, Wes	5-0	22	37	24	13	0.6	0	9	2.6
Jacobs, Levern	10-7	1	10	0	10	10.0	0	10	1.0
Turner, D.J.	8-0	1	4	0	4	4.0	0	4	0.5
Bortenschlager, Max	1-0	1	0	5	-5	-5.0	0	0	-5.0
Rowe, Caleb	10-0	9	17	30	-13	-1.4	0	10	-1.3
TEAM	8-0	10	0	29	-29	-2.9	0	0	-3.6
Total	10	429	2529	392	2137	5.0	21	76	213.7
Opponents	10	449	2564	277	2287	5.1	25	70	228.7

Passing	gp-gs	effic	comp-att-int	pct	yds	td	lg	avg/g
Hills, Perry	9-9	150.12	98-147-3	66.7	1139	10	66	126.6
Pigrome, Tyrrell	9-1	95.21	37-70-2	52.9	322	2	31	35.8
Rowe, Caleb	10-0	105.18	19-36-3	52.8	296	0	47	29.6
Bortenschlager, Max	1-0	87.80	2-4-0	50.0	18	0	16	18.0
Moore, D.J.	10-10	138.20	1-2-0	50.0	21	0	21	2.1
TEAM	8-0	0.00	0-1-0	0.0	0	0	0	0.0
Total	10	127.49	157-260-8	60.4	1796	12	66	179.6
Opponents	10	132.12	165-294-4	56.1	2166	15	71	216.6

Receiving	gp-gs	no.	yds	avg	td	lg	avg/g
Morgan, Teldrick	10-8	38	398	10.5	3	51	39.8
Moore, D.J.	10-10	31	469	15.1	5	47	46.9
Jacobs, Levern	10-7	31	296	9.5	1	37	29.6
Johnson, Ty	10-6	13	180	13.8	1	66	18.0
Lane, DeAndre	9-0	11	133	12.1	0	25	14.8
Harrison, Lorenzo	9-2	9	72	8.0	0	16	8.0
Funk, Jake	10-0	6	37	6.2	1	13	3.7
Brown, Wes	5-0	4	88	22.0	0	39	17.6
Culmer, Malcolm	10-3	4	32	8.0	0	14	3.2
Hayward, Derrick	10-10	3	17	5.7	1	9	1.7
Turner, D.J.	8-0	2	19	9.5	0	16	2.4
Edwards, Avery	10-0	1	23	23.0	0	23	2.3
Hills, Perry	9-9	1	21	21.0	0	21	2.3
Edmunds, Trey	5-2	1	14	14.0	0	14	2.8
Davenport, Jahrvis	3-0	1	2	2.0	0	2	0.7
Likely, William	6-6	1	-5	-5.0	0	0	-0.8
Total	10	157	1796	11.4	12	66	179.6
Opponents	10	165	2166	13.1	15	71	216.6

Punt Returns	no.	yds	avg	td	lg
Likely, William	8	26	3.2	0	12
Morgan, Teldrick	6	34	5.7	0	15
Harrison, Lorenzo	1	15	15.0	0	0
Johnson, Ty	1	8	8.0	0	0
Edmunds, Trey	0	13	0.0	1	13
Total	16	96	6.0	1	15
Opponents	14	76	5.4	0	17

Interceptions	no.	yds	avg	td	lg
Hill, Alvin	2	0	0.0	0	0
Jackson, J.C.	1	10	10.0	0	10
Carter, Jermaine	1	14	14.0	1	14
Total	4	24	6.0	1	14
Opponents	8	90	11.2	1	82

Kick Returns	no.	yds	avg	td	lg
Likely, William	8	219	27.4	0	64
Moore, D.J.	7	132	18.9	0	35
Lane, DeAndre	7	120	17.1	0	26
Christie, Sean	2	11	5.5	0	8
Johnson, Ty	2	31	15.5	0	22
Funk, Jake	2	26	13.0	0	15
Kulka, Brett	1	7	7.0	0	7
Total	29	546	18.8	0	64
Opponents	43	814	18.9	0	52

Fumble Returns	no.	yds	avg	td	lg
Opara, Kingsley	1	1	1.0	0	1
Total	1	1	1.0	0	1
Opponents	1	2	2.0	0	2

2016 INDIVIDUAL STATISTICS

Scoring	td	fg	PAT				dpx	saf	pts
			kick	rush	rcv	pass			
Greene, Adam	-	8-11	29-30	-	-	-	-	53	
Johnson, Ty	5	-	-	-	-	-	-	30	
Harrison, Lorenzo	5	-	-	-	-	-	-	30	
Moore, D.J.	5	-	-	-	-	-	-	30	
Hills, Perry	4	-	-	-	-	-	-	24	
Goins, Kenneth	3	-	-	1-1	1	-	-	22	
Morgan, Teldrick	3	-	-	-	-	-	-	18	
Pigrome, Tyrrell	3	-	-	-	-	-	-	18	
Funk, Jake	2	-	-	-	-	-	-	12	
Edmunds, Trey	2	-	-	-	-	-	-	12	
Jacobs, Levern	1	-	-	-	-	-	-	6	
Carter, Jermaine	1	-	-	-	-	-	-	6	
Hayward, Derrick	1	-	-	-	-	-	-	6	
Rowe, Caleb	-	-	-	-	-	1-1	-	0	
Dunn, Michael	-	-	-	0-1	-	-	-	0	
Total	35	8-11	29-30	1-2	1	1-1	-	267	
Opponents	41	8-11	37-39	0-2	-	-	-	307	

Total Offense	g	plays	rush	pass	total	avg/g
Hills, Perry	9	215	126	1139	1265	140.6
Johnson, Ty	10	77	656	0	656	65.6
Harrison, Lorenzo	9	88	633	0	633	70.3
Pigrome, Tyrrell	9	130	229	322	551	61.2
Rowe, Caleb	10	45	-13	296	283	28.3
Edmunds, Trey	5	26	158	0	158	31.6
Goins, Kenneth	10	27	154	0	154	15.4
Funk, Jake	10	26	124	0	124	12.4
Moore, D.J.	10	8	22	21	43	4.3
Morgan, Teldrick	10	5	40	0	40	4.0
Likely, William	6	2	15	0	15	2.5
Bortenschlager, Max	1	5	-5	18	13	13.0
Brown, Wes	5	22	13	0	13	2.6
Jacobs, Levern	10	1	10	0	10	1.0
Turner, D.J.	8	1	4	0	4	0.5
TEAM	8	11	-29	0	-29	-3.6
Total	10	689	2137	1796	3933	393.3
Opponents	10	743	2287	2166	4453	445.3

Field Goals	fg	pct.	01-19	20-29	30-39	40-49	50-99	lg	blk
Greene, Adam	8-11	72.7	0-0	3-4	5-6	0-0	0-1	37	0

Punting	no.	yds	avg	lg	tb	fc	i20	50+	blk
Lees, Wade	53	2111	39.8	50	1	24	17	1	0
Total	53	2111	39.8	50	1	24	17	1	0
Opponents	52	1875	36.1	60	0	17	22	6	2

FG Sequence	Maryland	Opponents
Howard	(36)	-
FIU	(23),(28)	-
UCF	(33),38,51	(42)
Purdue	-	35
Penn State	-	(30)
Minnesota	(32)	36,(37)
Michigan State	-	(34)
Indiana	(32)	(20),38
Michigan	29,(37)	(29)
Ohio State	(23)	(45),(34)

Kickoffs	no.	yds	avg	tb	ob	retn	net	ydln
Greene, Adam	24	1394	58.1	2	1			
Sutton, Danny	23	1372	59.7	3	0			
Shinsky, Mike	2	112	56.0	0	0			
Total	49	2878	58.7	5	1	18.9	39.6	25
Opponents	57	3392	59.5	23	2	18.8	39.8	25

Numbers in (parentheses) indicate field goal was made.

All Purpose	g	rush	rcv	pr	kr	ir	total	avg/g
Johnson, Ty	10	656	180	8	31	0	875	87.5
Harrison, Lorenz	9	633	72	15	0	0	720	80.0
Moore, D.J.	10	22	469	0	132	0	623	62.3
Morgan, Teldrick	10	40	398	34	0	0	472	47.2
Jacobs, Levern	10	10	296	0	0	0	306	30.6
Likely, William	6	15	-5	26	219	0	255	42.5
Lane, DeAndre	9	0	133	0	120	0	253	28.1
Pigrome, Tyrrell	9	229	0	0	0	0	229	25.4
Funk, Jake	10	124	37	0	26	0	187	18.7
Edmunds, Trey	5	158	14	13	0	0	185	37.0
Goins, Kenneth	10	154	0	0	0	0	154	15.4
Hills, Perry	9	126	21	0	0	0	147	16.3
Brown, Wes	5	13	88	0	0	0	101	20.2
Culmer, Malcolm	10	0	32	0	0	0	32	3.2
Turner, D.J.	8	4	19	0	0	0	23	2.9
Edwards, Avery	10	0	23	0	0	0	23	2.3
Hayward, Derric	10	0	17	0	0	0	17	1.7
Carter, Jermaine	10	0	0	0	0	14	14	1.4
Christie, Sean	10	0	0	0	11	0	11	1.1
Jackson, J.C.	9	0	0	0	0	10	10	1.1
Kulka, Brett	10	0	0	0	7	0	7	0.7
Davenport, Jahr	3	0	2	0	0	0	2	0.7
Bortenschlager,	1	-5	0	0	0	0	-5	-5.0
Rowe, Caleb	10	-13	0	0	0	0	-13	-1.3
TEAM	8	-29	0	0	0	0	-29	-3.6
Total	10	2137	1796	96	546	24	4599	459.9
Opponents	10	2287	2166	76	814	90	5433	543.3

2016 DEFENSIVE STATISTICS

#	Defensive Leaders	gp-gs	Tackles				Sacks no-yds	Pass defense			Fumbles		blkd	
			ua	a	tot	tfl/yds		int-yds	brup	qbh	rcv-yds	ff	kick	saf
2	Cockerille, Shane	10-10	42	45	87	5.0-12	0.5-3	.	1
23	Carter, Jermaine	10-10	41	38	79	4.5-13	3.0-12	1-14	3	1	.	1	.	.
10	Woods, Josh	9-5	25	16	41	1.0-1	.	.	2
26	Savage, Darnell	9-9	33	6	39	2.5-20	1.0-9	.	1
41	Aniebonam, Jesse	10-6	19	19	38	10.0-58	6.0-44	.	1	1
95	Ukandu, Azubuike	10-5	15	22	37	1.5-10	1.5-10
57	Opara, Kingsley	10-9	18	19	37	9.0-22	1.5-11	.	.	.	1-1	1	.	.
90	Braglio, Roman	10-10	18	19	37	4.5-24	3.0-21	.	.	1	1-0	.	.	.
27	Hill, Alvin	10-10	21	13	34	1.0-6	.	2-0	4	1
4	Likely, William	6-6	22	10	32	4.0-11	1.0-1	.	3	.	1-0	1	.	.
7	Jackson, J.C.	9-8	22	7	29	1.0-2	.	1-10	5	2	.	1	.	.
24	Knight, Qwuantrezz	9-1	15	12	27	0.5-1	.	.	.	1
43	Brooks, Jalen	10-2	9	15	24	2.0-13	1.0-11	.	2
15	Keihn, Melvin	9-0	9	15	24	2.0-5	.	.	1
92	Burkett, Chandler	10-5	17	6	23	1.5-2	1.0-1	.	3	1	2-0	.	.	.
18	Walker, Cavon	10-1	11	8	19	6.0-30	2.5-20	.	1	1
1C	Conyers, Denzel	3-3	11	2	13
32	Ross, Jarrett	9-1	8	2	10
34	Funk, Jake	10-0	9	1	10	1	.	.
96	Kulka, Brett	10-4	4	5	9	0.5-1
22	Davis, Isaiah	9-0	6	3	9
21	Davis, RaVon	9-3	5	3	8	.	.	.	1
1D	Daniels, Elijah	6-1	3	5	8	.	.	.	1
50	Tanyi, Mbi	7-0	6	2	8
17	Ellis, Tino	9-1	4	3	7	.	.	.	3
19	Morgan, Teldrick	10-8	3	3	6
30	Goins, Kenneth	10-0	4	1	5
9	Edmunds, Trey	5-2	3	2	5
52	Jones, Malik	6-0	2	3	5	0.5-1	.	.	.	1
29	Daniels, Elisha	6-0	4	.	4
25	Brooks, Antoine	4-0	3	1	4
93	Saine, Oseh	4-0	2	2	4
31	Eguaba, Nnamdi	6-0	1	2	3
13	Lane, DeAndre	9-0	2	1	3
5S	Shepherd, Brett	5-0	1	1	2
20	Richardson, Antwaine	2-0	2	.	2	.	.	.	1
8	Jacobs, Levern	10-7	2	.	2
59	Howard, Keiron	5-0	.	1	1
70	Christie, Sean	10-0	.	1	1
44	Isaacs, Andrew	4-0	.	1	1
6	Johnson, Ty	10-6	1	.	1	1.0-5	1	.
2H	Harrison, Lorenzo	9-2	1	.	1	1	.
67	Shaw, David	5-0	.	1	1
TM	TEAM	8-0	1	.	1	1	.	.
76	Dunn, Michael	9-9	1	.	1
97	Sutton, Danny	7-0	1	.	1
51	Oliveira, Matt	10-0	1	.	1
12	Jacobs, Taivon	2-0	1
Total		10	428	316	744	58-237	23-143	4-24	34	10	5-1	6	2	.
Opponents		10	428	262	690	78-361	32-210	8-90	31	7	7-2	6	.	.

2015 GAME-BY-GAME STARTERS

Offense

GAME	TE	LT	LG	C	RG	RT	WR	QB	RB	WR	WR
Howard	Hayward ⁵	Dunn ³⁸	Minter ⁴	B. Moore ¹	Shelton ³	Prince ⁷	D. Moore ¹¹	Hills ¹⁶	Johnson ¹	Culmer ¹²	Likely ²
at FIU	Hayward ⁶	Dunn ³⁹	Minter ⁵	B. Moore ²	Shelton ⁴	Prince ⁸	D. Moore ¹²	Hills ¹⁷	Johnson ²	Culmer ¹³	Likely ³
at UCF	Hayward ⁷	Dunn ⁴⁰	Minter ⁶	B. Moore ³	Shelton ⁵	Prince ⁹	D. Moore ¹³	Hills ¹⁸	Edmunds ¹¹	Culmer ¹⁴	Morgan ¹⁸
Purdue	Hayward ⁸	Dunn ⁴¹	Minter ⁷	B. Moore ⁴	Shelton ⁶	Prince ¹⁰	D. Moore ¹⁴	Hills ¹⁹	Edmunds ¹²	L. Jacobs ¹³	Morgan ¹⁹
at Penn State	Hayward ⁹	Dunn ⁴²	Minter ⁸	B. Moore ⁵	T. Davis ¹	Prince ¹¹	D. Moore ¹⁵	Hills ²⁰	Johnson ³	L. Jacobs ¹⁴	Morgan ²⁰
Minnesota	Hayward ¹⁰	Dunn ⁴³	Minter ⁹	B. Moore ⁶	T. Davis ²	Prince ¹²	D. Moore ¹⁶	Pigrome ¹	Johnson ⁴	L. Jacobs ¹⁵	Morgan ²¹
Michigan St.	Hayward ¹¹	Dunn ⁴⁴	Minter ¹⁰	B. Moore ⁷	T. Davis ³	Prince ¹³	D. Moore ¹⁷	Hills ²¹	Harrison ¹	L. Jacobs ¹⁶	Morgan ²²
at Indiana	Hayward ¹²	Dunn ⁴⁵	Minter ¹¹	B. Moore ⁸	T. Davis ⁴	Prince ¹⁴	D. Moore ¹⁸	Hills ²²	Harrison ²	L. Jacobs ¹⁷	Morgan ²³
at Michigan	Hayward ¹³	Gray ¹	Minter ¹²	B. Moore ⁹	T. Davis ⁵	Prince ¹⁵	D. Moore ¹⁹	Hills ²³	Johnson ⁵	L. Jacobs ¹⁸	Morgan ²⁴
Ohio State	Hayward ¹⁴	Dunn ⁴⁶	Boulware ¹	B. Moore ¹⁰	T. Davis ⁶	Prince ¹⁶	D. Moore ²⁰	Hills ²⁴	Johnson ⁶	L. Jacobs ¹⁹	Morgan ²⁵
at Nebraska											
Rutgers											

Defense

GAME	DE	NOSE	DT	BUCK	NICKEL/SAM	WILL	MIKE	CB	S	S	CB
Howard	Braglio ¹³	Opara ¹	Walker ¹	Aniebonam ⁴	Likely ³⁶	Cockerille ¹	Carter ¹³	Hill ⁸	Savage ²	Conyers ¹	R. Davis ¹
at FIU	Braglio ¹⁴	Opara ²	Kulka ¹	Aniebonam ⁵	Likely ³⁷	Cockerille ²	Carter ¹⁴	Hill ⁹	Savage ³	Conyers ²	Jackson ¹
at UCF	Braglio ¹⁵	Opara ³	Kulka ²	Aniebonam ⁶	Likely ³⁸	Cockerille ³	Carter ¹⁵	Hill ¹⁰	Savage ⁴	Conyers ³	Jackson ²
Purdue	Braglio ¹⁶	Opara ⁴	Kulka ³	Aniebonam ⁷	Likely ³⁹	Cockerille ⁴	Carter ¹⁶	Hill ¹¹	Savage ⁵	Woods ¹	Jackson ³
at Penn State	Braglio ¹⁷	Opara ⁵	Kulka ⁴	Aniebonam ⁸	Likely ⁴⁰	Cockerille ⁵	Carter ¹⁷	Hill ¹²	Savage ⁶	Woods ²	Jackson ⁴
Minnesota	Braglio ¹⁸	Opara ⁶	Ukandu ⁹	Burkett ¹	Likely ⁴¹	Cockerille ⁶	Carter ¹⁸	Hill ¹³	Savage ⁷	Woods ³	Ellis ¹
Michigan St.	Braglio ¹⁹	Opara ⁷	Ukandu ¹⁰	Burkett ²	J. Brooks ¹⁶	Cockerille ⁷	Carter ¹⁹	Hill ¹⁴	Savage ⁸	Woods ⁴	Jackson ⁵
at Indiana	Braglio ²⁰	Opara ⁸	Ukandu ¹¹	Burkett ³	R. Davis ²	Cockerille ⁸	Carter ²⁰	Hill ¹⁵	Knight ¹	Woods ⁵	Jackson ⁶
at Michigan	Braglio ²¹	Opara ⁹	Ukandu ¹²	Burkett ⁴	J. Brooks ¹⁷	Cockerille ⁹	Carter ²¹	Hill ¹⁶	Savage ⁹	Ross ¹	Jackson ⁷
Ohio State	Aniebonam ⁹	Ukandu ¹³	Braglio ²²	Burkett ⁵	R. Davis ³	Cockerille ¹⁰	Carter ²²	Hill ¹⁷	Savage ¹⁰	Elij. Daniels ²	Jackson ⁸
at Nebraska											
Rutgers											

Class Starters by Game (includes punter, snapper & place-kicker)

GAME	Seniors	Juniors	Sophomores	Redshirt Freshmen	True Freshmen	Total	
Howard	9	8	7	0	1 (Lees)	25	*Likely started on both sides
at FIU	9	6	9	0	1 (Lees)	25	*Likely started on both sides
at UCF	10	7	7	0	1 (Lees)	26	
Purdue	9	8	8	0	1 (Lees)	26	
at Penn State	7	8	9	0	2 (Lees, T. Davis)	26	
Minnesota	7	8	7	0	4 (Lees, T. Davis, Ellis, Pigrome)	26	
Michigan St.	8	8	7	0	3 (Lees, T. Davis, Harrison)	26	
at Indiana	8	7	7	0	4 (Lees, T. Davis, Harrison, Knight)	26	
at Michigan	8	7	9	0	2 (Lees, T. Davis)	26	
Ohio State	8	5	9	1	3 (Lees, T. Davis, Elij. Daniels)	26	
at Nebraska							
Rutgers							

Terrapin Playing-Experience Superlatives

	Offense	Defense
Most overall starts, career —	46, Michael Dunn (OL) 26, Teldrick Morgan (WR)	23, Jermaine Carter, Jr. (LB) 23, Roman Braglio (DL)
Most overall starts, 2016 —	10, 4 players	10, 4 players
Most consecutive starts, career —	20, D.J. Moore (WR)	22, Jermaine Carter, Jr. (LB) 16, Roman Braglio (DL)
Most consecutive starts, 2016 —	10, 4 players	10, 4 players

2016 GAME-BY-GAME PARTICIPATION

SENIORS (26)													SOPHS (20)																										
	HU	FIU	UCF	PUR	PSU	MINN	MSU	IND	UM	OSU	NEB	RU		HU	FIU	UCF	PUR	PSU	MINN	MSU	IND	UM	OSU	NEB	RU														
4 Likely DB	S	S	S	S	S	S	dnp	dnp	dnp	dnp			1 D.J. Moore WR	S	S	S	S	S	S	S	S	S	S	S	S	S													
5 Brown RB	susp	susp	susp	x	x	dnp	dnp	x	x	x			2 Henderson QB	tr	tr	tr	tr	tr	tr	tr	tr	tr	tr																
7 Rowe QB	x	x	x	x	x	x	x	x	x	x			6 Johnson RB	S	S	x	x	S	S	x	x	S	S																
8 L. Jacobs WR	x	x	x	S	S	S	S	S	S	S			7 Jackson DB	dnp	S	S	S	S	x	S	S	S	S																
9 Edmunds RB	x	x	S	S	x	dnp	dnp	dnp	dnp	dnp			21 R. Davis DB	S	x	x	x	dnp	x	x	S	x	S																
11 Conyers DB	S	S	S	dnp	dnp	dnp	dnp	dnp	dnp	dnp			26 Savage DB	S	S	S	S	S	S	S	dnp	S	S																
11 Hills QB	S	S	S	S	S	dnp	S	S	S	S			31 Egbuaba LB	x	x	x	x	x	dnp	x	dnp	dnp	x																
13 Lane WR	x	dnp	x	x	x	x	x	x	x	x			38 Zanotto LB	dnp	dnp	dnp	dnp	dnp	dnp	dnp	dnp	dnp	dnp																
14 Ventura DB	dnp	dnp	dnp	dnp	dnp	dnp	dnp	dnp	dnp	dnp			46 Burke LB	dnp	dnp	dnp	dnp	dnp	dnp	dnp	dnp	dnp	dnp																
16 Barry-Pollock DB	dnp	dnp	dnp	dnp	dnp	dnp	dnp	dnp	dnp	dnp			47 Woodeshick TE	dnp	dnp	dnp	dnp	dnp	dnp	dnp	dnp	dnp	dnp																
19 Morgan WR	x	x	S	S	S	S	S	S	S	S			50 Tanyi DL	x	x	dnp	dnp	dnp	x	x	x	x	x																
27 Hill DB	S	S	S	S	S	S	S	S	S	S			51 Oliveira LS	x	S	S	S	S	S	S	S	S	S																
30 Corbin DB	dnp	dnp	dnp	dnp	dnp	dnp	dnp	dnp	dnp	dnp			55 D. Gray OL	x	x	x	x	x	x	x	x	S	x																
30 Goins FB	x	x	x	x	x	x	x	x	x	x			58 Prince OL	S	S	S	S	S	S	S	S	S	S																
32 J. Ross DB	x	x	x	x	x	x	x	x	S	dnp			64 B. Moore OL	S	S	S	S	S	S	S	S	S	S																
33 Stefaneli FB	x	x	x	x	x	x	x	x	x	x			70 Christie OL	x	x	x	x	x	x	x	x	x	x																
35 Smith RB	x	dnp	dnp	dnp	dnp	dnp	dnp	dnp	dnp	dnp			82 Edwards TE	x	x	x	x	x	x	x	x	x	x																
37 Bekoe WR	dnp	dnp	dnp	dnp	dnp	dnp	dnp	dnp	dnp	dnp			85 Davenport WR	x	x	dnp	x	dnp	dnp	dnp	dnp	dnp	x																
42 Miles RB	dnp	dnp	dnp	dnp	dnp	dnp	dnp	dnp	dnp	dnp			87 Cornwell WR	x	dnp	dnp	x	dnp	dnp	dnp	dnp	dnp	dnp																
69 Marchese OL	x	dnp	dnp	x	dnp	dnp	dnp	dnp	dnp	x			95 Pritchard P/PK	dnp	dnp	dnp	dnp	dnp	dnp	dnp	dnp	dnp	dnp																
76 Dunn OL	S	S	S	S	S	S	S	S	dnp	S			Class Partic.	14-6	14-7	12-6	15-6	11-7	12-6	13-6	12-6	12-8	14-8																
79 Shelton OL	S	S	S	S	x	x	x	x	x	x			R-FROSH (11)													R-SOPHS (2)													
83 Culmer WR	S	S	S	x	x	x	x	x	x	x				HU	FIU	UCF	PUR	PSU	MINN	MSU	IND	UM	OSU	NEB	RU		HU	FIU	UCF	PUR	PSU	MINN	MSU	IND	UM	OSU	NEB	RU	
84 Veii WR	dnp	dnp	dnp	dnp	dnp	dnp	dnp	dnp	dnp	dnp			14 Shaffer QB	dnp	dnp	dnp	dnp	dnp	dnp	dnp	dnp	dnp	dnp			15 Keihn DE	x	x	dnp	x	x	x	x	x	x	x			
90 Braglio DL	S	S	S	S	S	S	S	S	S	S			16 Rubinowicz P	dnp	dnp	dnp	dnp	dnp	dnp	dnp	dnp	dnp	dnp			67 Shaw DL	x	x	x	dnp	dnp	x	dnp	dnp	dnp	x			
95 Ukandu DL	x	x	x	x	x	S	S	S	S	S			19 Kee LB	dnp	dnp	dnp	dnp	dnp	dnp	dnp	dnp	dnp	dnp			Class Partic.	2-0	2-0	1-0	1-0	1-0	2-0	1-0	1-0	1-0	2-0			
Class Partic.	19-8	16-8	17-10	18-9	17-7	14-7	14-7	15-7	14-7	15-7			22 I. Davis LB	x	x	x	x	x	susp	x	x	x	x																
													49 Little LB	dnp	dnp	dnp	dnp	dnp	dnp	dnp	dnp	dnp	dnp																
													53 Boulware OL	x	x	x	x	dnp	dnp	dnp	dnp	dnp	x	S															
													59 Howard DL	x	x	dnp	x	dnp	dnp	dnp	x	x	dnp																
													68 McKennie OL	x	x	x	x	x	x	x	x	x	x																
													71 Donahue OL	dnp	dnp	dnp	dnp	dnp	dnp	dnp	dnp	dnp	dnp																
													77 McClain OL	x	dnp	dnp	dnp	dnp	dnp	dnp	dnp	dnp	dnp																
													93 Saine DL	dnp	dnp	dnp	x	x	x	dnp	dnp	dnp	x																
													Class Partic.	5-0	4-0	3-0	5-0	3-0	2-0	2-0	3-0	4-0	4-1																
													T-FROSH (24)																										
														HU	FIU	UCF	PUR	PSU	MINN	MSU	IND	UM	OSU	NEB	RU														
													3 Pigrome QB	x	x	x	x	x	S	dnp	x	x	x																
													10 Turner WR	x	x	dnp	x	x	x	x	x	x	dnp																
													12 Elij. Daniels DB	x	x	dnp	x	dnp	x	dnp	x	x	S																
													17 Ellis WR	x	x	dnp	x	x	S	x	x	x	x																
													18 Bortenschl. QB	x	dnp	dnp	dnp	dnp	dnp	dnp	dnp	dnp	dnp																
													20 Richardson DB	x	x	dnp	dnp	dnp	dnp	dnp	dnp	dnp	dnp																
													23 Harrison RB	x	x	x	x	x	x	S	S	x	dnp																
													24 Knight DB	x	x	x	x	x	x	x	S	x	dnp																
													25 Brooks LB	x	dnp	dnp	dnp	dnp	x	x	x	dnp	dnp																
													29 Elis. Daniels DB	dnp	dnp	dnp	x	dnp	x	x	dnp	dnp	x																
													32 Wilson RB	dnp	dnp	dnp	dnp	dnp	dnp	dnp	dnp	dnp	dnp																
													34 Funk RB	x	x	x	x	x	x	x	x	x	x																
													39 Baca LB	dnp	dnp	dnp	dnp	dnp	dnp	dnp	dnp	dnp	dnp																
													40 Ogwuegbu RB	dnp	dnp	dnp	dnp	dnp	dnp	dnp	dnp	dnp	dnp																
													41 Shinsky PK	dnp	dnp	dnp	x	dnp	dnp	dnp	dnp	dnp	dnp																
													53 Shepherd LB	x	dnp	dnp	x	dnp	dnp	dnp	dnp	dnp	x																
													55 Goldbourne DL	dnp	dnp	dnp	dnp	dnp	dnp	dnp	dnp	dnp	dnp																
													57 Merritt OL	dnp	dnp	dnp	dnp	dnp	dnp	dnp	dnp	dnp	dnp																
													60 Oluwatimi DL	dnp	dnp	dnp	dnp	dnp	dnp	dnp	dnp	dnp	dnp																
													74 Plummer OL	dnp	dnp	dnp	dnp	dnp	dnp	dnp	dnp	dnp	dnp																
													75 T. Davis OL	x	x	x	x	S	S	S	S	S	S																
													80 Barnes TE	dnp	dnp	dnp	dnp	dnp	dnp	dnp	dnp	dnp	dnp																
													88 Lees P	S	S	S	S	S	S	S	S	S	S																
													91 McLean DL	x	dnp	dnp	dnp	dnp	dnp	dnp	dnp	dnp	dnp																
													Class Partic.	14-1	10-1	6-1	12-1	8-2	11-3	9-3	10-4	10-2	8-2																
													ACTIVE PLAYERS	68	63	51	65	53	54	53	54	53	54																

x - indicates played in game; S - indicates started game; dnp - did not play; tr - indicates will sit out season as transfer; susp - suspended for the game

2016 GAME-BY-GAME TEAM STATISTICS

Date	Opponent	Rushing				Receiving				Passing				Kick Returns				Punt Returns				tot off
		no.	yds	td	lg	no.	yds	td	lg	cmp-att-int	yds	td	lg	no.	yds	td	lg	no.	yds	td	lg	
Sep 03	HOWARD	44	315	6	36	20	204	0	25	20-29-0	204	0	25	1	22	0	22	1	21	1	13	519
Sep 09	at FIU	45	239	1	40	15	238	3	45	15-21-0	238	3	45	1	9	0	9	2	23	0	12	477
Sep 17	at UCF	50	246	4	24	10	127	0	51	10-23-0	127	0	51	3	95	0	64	0	0	0	0	373
Oct 01	PURDUE	46	400	4	76	9	96	3	20	9-17-1	96	3	20	2	51	0	39	2	4	0	5	496
Oct 08	at Penn State	38	170	1	44	10	100	1	66	10-16-1	100	1	66	5	84	0	25	4	25	0	5	270
Oct 15	MINNESOTA	36	130	0	21	18	161	1	31	18-37-2	161	1	31	5	72	0	21	4	13	0	15	291
Oct 22	MICHIGAN STATE	42	247	2	44	21	200	2	36	21-28-0	200	2	36	2	30	0	19	1	3	0	3	447
Oct 29	at Indiana	50	269	3	66	22	248	2	37	22-34-1	248	2	37	2	19	0	16	1	7	0	7	517
Nov 05	at Michigan	38	78	0	21	17	289	0	47	17-28-2	289	0	47	3	83	0	35	0	0	0	0	367
Nov 12	OHIO STATE	40	43	0	11	15	133	0	37	15-27-1	133	0	37	5	81	0	20	1	0	0	0	176
Maryland		429	2137	21	76	157	1796	12	66	157-260-8	1796	12	66	29	546	0	64	16	96	1	15	3933
		449	2287	25	70	165	2166	15	71	165-294-4	2166	15	71	43	814	0	52	14	76	0	17	4453

Games: 10 • Avg/rush: 5.0 • Avg/catch: 11.4 • Pass effic: 127.49 • KR avg: 18.8 • PR avg: 6.0 • All purpose avg/game: 459.9 • Total offense avg/gm: 393.3

Date	Opponent	Tackles				Sacks no-yds	Fumble		Pass Defense			blkd kick	PAT Attempts			off				
		ua	a	total	tfl-yds		ff	fr-yds	int-yds	qbh	brup		kick	rush	rcv	saf	t/o	pts		
Sep 03	HOWARD	39	30	69	9.0-32	2.0-19	2	0-0	0-0	0	2	1	7-7	0	0	0	0	0	0	52
Sep 09	at FIU	50	18	68	5.0-16	3.0-8	0	0-0	1-14	2	2	0	5-5	0	0	0	0	7	41	
Sep 17	at UCF	51	38	89	9.0-38	3.0-17	1	3-1	1-10	4	5	0	3-3	0	0	0	7	30		
Oct 01	PURDUE	47	14	61	11.0-52	6.0-45	0	0-0	1-0	0	5	0	6-6	0	1	0	0	50		
Oct 08	at Penn State	41	40	81	6.0-36	3.0-30	1	1-0	0-0	0	3	1	2-2	0	0	0	0	14		
Oct 15	MINNESOTA	38	34	72	3.0-17	1.0-0	0	0-0	0-0	0	4	0	1-1	0	0	0	0	10		
Oct 22	MICHIGAN STATE	20	58	78	4.0-14	1.0-5	1	1-0	1-0	3	3	0	2-3	1	0	0	8	28		
Oct 29	at Indiana	61	32	93	5.0-13	1.0-6	0	0-0	0-0	0	3	0	3-3	0	0	0	0	36		
Nov 05	at Michigan	42	20	62	3.0-6	1.0-1	0	0-0	0-0	0	0	0	0-0	0	0	0	0	3		
Nov 12	OHIO STATE	39	32	71	3.0-13	2.0-12	1	0-0	0-0	1	7	0	0-0	0	0	0	0	3		
Maryland		428	316	744	58.0-237	22.0-143	6	5-1	4-24	10	34	2	29-30	1	1	0	22	267		
		428	262	690	78.0-361	32.0-210	6	7-2	8-90	7	31	0	37-39	0	0	0	50	307		

Date	Opponent	Punting										Field Goals			Kickoffs				
		no.	yds	avg	long	blkd	tb	fc	50+	i20	md-att	long	blkd	no.	yds	avg	tb	ob	
Sep 03	HOWARD	3	105	35.0	40	0	0	1	0	1	1-1	36	0	9	526	58.4	1	0	
Sep 09	at FIU	5	189	37.8	43	0	0	1	0	4	2-2	28	0	8	477	59.6	1	0	
Sep 17	at UCF	8	325	40.6	44	0	0	4	0	4	1-3	33	0	3	167	55.7	0	1	
Oct 01	PURDUE	5	200	40.0	46	0	0	1	0	2	0-0	0	0	8	444	55.5	0	0	
Oct 08	at Penn State	7	279	39.9	45	0	0	6	0	0	0-0	0	0	3	177	59.0	0	0	
Oct 15	MINNESOTA	7	317	45.3	50	0	1	2	1	0	1-1	32	0	3	176	58.7	0	0	
Oct 22	MICHIGAN STATE	4	143	35.8	38	0	0	4	0	2	0-0	0	0	5	305	61.0	2	0	
Oct 29	at Indiana	4	155	38.8	46	0	0	0	0	2	1-1	32	0	6	364	60.7	1	0	
Nov 05	at Michigan	2	84	42.0	44	0	0	2	0	1	1-2	37	0	2	115	57.5	0	0	
Nov 12	OHIO STATE	8	314	39.2	47	0	0	3	0	1	1-1	23	0	2	127	63.5	0	0	
Maryland		53	2111	39.8	50	0	1	24	1	17	8-11	37	0	49	2878	58.7	5	1	
		52	1875	36.1	60	2	0	17	6	22	8-11	45	0	57	3392	59.5	23	2	

2016 GAME-BY-GAME OPPONENT STATISTICS

Date	Opponent	Rushing				Receiving				Passing				Kick Returns				Punt Returns				tot off
		no.	yds	td	lg	no.	yds	td	lg	cmp-att-int	yds	td	lg	no.	yds	td	lg	no.	yds	td	lg	
Sep 03	HOWARD	35	69	0	14	18	200	2	30	18-29-0	200	2	30	8	142	0	26	1	2	0	2	269
Sep 09	at FIU	40	202	1	55	14	170	1	32	14-28-1	170	1	32	7	124	0	22	2	5	0	5	372
Sep 17	at UCF	54	195	1	43	21	260	2	71	21-37-1	260	2	71	2	38	0	20	1	9	0	9	455
Oct 01	PURDUE	27	10	0	13	22	195	1	26	22-53-1	195	1	26	8	137	0	18	1	3	0	3	205
Oct 08	at Penn State	62	372	3	45	10	152	2	70	10-19-0	152	2	70	3	50	0	23	1	8	0	8	524
Oct 15	MINNESOTA	48	229	2	70	7	82	1	26	7-15-0	82	1	26	3	47	0	25	4	30	0	17	311
Oct 22	MICHIGAN STATE	44	270	2	48	11	156	0	24	11-24-1	156	0	24	3	92	0	52	0	0	0	0	426
Oct 29	at Indiana	57	414	6	52	17	236	0	33	17-26-0	236	0	33	5	86	0	22	3	8	0	7	650
Nov 05	at Michigan	39	273	5	53	21	387	3	56	21-27-0	387	3	56	2	40	0	26	0	0	0	0	660
Nov 12	OHIO STATE	43	253	5	28	24	328	3	36	24-36-0	328	3	36	2	58	0	32	1	11	0	11	581
Opponents		449	2287	25	70	165	2166	15	71	165-294-4	2166	15	71	43	814	0	52	14	76	0	17	4453
		429	2137	21	76	157	1796	12	66	157-260-8	1796	12	66	29	546	0	64	16	96	1	15	3933

Games: 10 • Avg/rush: 5.1 • Avg/catch: 13.1 • Pass effic: 132.12 • KR avg: 18.9 • PR avg: 5.4 • All purpose avg/game: 543.3 • Total offense avg/gm: 445.3

Date	Opponent	Tackles				Sacks no-yds	Fumble		Pass Defense			blkd kick	PAT Attempts			off				
		ua	a	total	tfl-yds		ff	fr-yds	int-yds	qbh	brup		kick	rush	rcv	saf	t/o	pts		
Sep 03	HOWARD	44	28	72	5.0-17	1.0-5	0	0-0	0-0	0	2	0	1-2	0	0	0	0	0	0	13
Sep 09	at FIU	42	18	60	4.0-16	2.0-7	0	0-0	0-0	1	3	0	2-2	0	0	0	0	0	0	14
Sep 17	at UCF	37	46	83	10.0-46	5.0-35	0	0-0	0-0	3	7	0	3-3	0	0	0	0	0	24	
Oct 01	PURDUE	44	10	54	5.0-35	4.0-34	0	1-0	1-4	0	0	0	1-1	0	0	0	0	0	7	
Oct 08	at Penn State	29	50	79	10.0-48	4.0-27	1	1-0	1-0	0	2	0	5-5	0	0	0	0	3	38	
Oct 15	MINNESOTA	46	4	50	5.0-22	3.0-18	1	2-0	2-82	0	4	0	4-4	0	0	0	0	14	31	
Oct 22	MICHIGAN STATE	36	40	76	6.0-29	1.0-9	1	1-0	0-0	0	1	0	2-2	0	0	0	0	0	17	
Oct 29	at Indiana	63	12	75	8.0-42	4.0-34	2	1-0	1-5	1	5	0	3-4	0	0	0	0	13	42	
Nov 05	at Michigan	43	26	69	13.0-53	3.0-15	0	0-0	2-9	2	6	0	8-8	0	0	0	0	10	59	
Nov 12	OHIO STATE	44	28	72	12.0-53	5.0-26	1	1-2	1-0	0	1	0	8-8	0	0	0	0	10	62	
Opponents		428	262	690	78.0-361	32.0-210	6	7-2	8-90	7	31	0	37-39	0	0	0	0	50	307	
		428	316	744	58.0-237	22.0-143	6	5-1	4-24	10	34	2	29-30	1	1	0	0	22	267	

Date	Opponent	Punting									Field Goals			Kickoffs				
		no.	yds	avg	long	blkd	tb	fc	50+	i20	md-att	long	blkd	no.	yds	avg	tb	ob
Sep 03	HOWARD	10	305	30.5	51	1	0	6	1	1	0-0	0	0	2	117	58.5	1	0
Sep 09	at FIU	7	242	34.6	39	0	0	2	0	0	0-0	0	0	3	136	45.3	0	0
Sep 17	at UCF	5	207	41.4	52	0	0	0	1	3	1-1	42	0	4	214	53.5	0	0
Oct 01	PURDUE	8	307	38.4	54	0	0	5	1	5	0-1	0	0	2	110	55.0	0	0
Oct 08	at Penn State	6	177	29.5	44	1	0	1	0	4	1-1	30	0	7	428	61.1	2	0
Oct 15	MINNESOTA	7	290	41.4	60	0	0	0	2	3	1-2	37	0	6	350	58.3	1	0
Oct 22	MICHIGAN STATE	4	131	32.8	46	0	0	1	0	4	1-1	34	0	4	247	61.8	2	0
Oct 29	at Indiana	2	85	42.5	51	0	0	0	1	1	1-2	20	0	8	470	58.8	4	2
Nov 05	at Michigan	0	0	0.0	0	0	0	0	0	0	1-1	29	0	10	646	64.6	7	0
Nov 12	OHIO STATE	3	131	43.7	46	0	0	2	0	1	2-2	45	0	11	674	61.3	6	0
Opponents		52	1875	36.1	60	2	0	17	6	22	8-11	45	0	57	3392	59.5	23	2
		53	2111	39.8	50	0	1	24	1	17	8-11	37	0	49	2878	58.7	5	1

2016 MARYLAND OFFENSIVE GAME-BY-GAME

Rushing

Att-Yds / TD	#3 Pigrome	#4 Likely	#5 Brown	#6 Johnson	#9 Edmunds	#11 Hills	#23 Harrison	#30 Goins	#34 Funk
Howard	7-53 / 1	1-2 / 0	dnp	6-48 / 1	6-48 / 1	1-5 / 0	9-67 / 1	4-40 / 1	8-59 / 1
at FIU	3-(-8) / 0	--	dnp	8-34 / 0	8-78 / 0	8-52 / 0	8-64 / 1	4-11 / 0	2-4 / 0
at UCF	1-24 / 1	1-13 / 0	dnp	7-47 / 0	7-22 / 0	16-29 / 1	15-77 / 1	3-34 / 1	--
Purdue	3-19 / 0	--	5-2 / 0	7-204 / 2	2-2 / 0	10-18 / 1	6-78 / 1	3-24 / 0	6-33 / 0
at Penn State	10-39 / 1	--	--	5-11 / 0	3-8 / 0	9-16 / 0	6-76 / 0	1-2 / 0	1-(-5) / 0
Minnesota	25-71 / 0	--	dnp	5-23 / 0	dnp	dnp	4-35 / 0	1-2 / 0	--
Michigan St.	dnp	dnp	dnp	9-115 / 0	dnp	7-20 / 0	17-105 / 1	4-23 / 1	--
at Indiana	1-17 / 0	dnp	3-14 / 0	13-142 / 1	dnp	12-(-4) / 2	14-73 / 0	4-24 / 0	--
at Michigan	--	dnp	5-(-4) / 0	9-11 / 0	dnp	3-(-10) / 0	9-58-0 / 0	1-(-3) / 0	5-20 / 0
Ohio State	10-14 / 0	dnp	9-1 / 0	8-21 / 0	dnp	2-0 / 0	dnp	2-(-3) / 0	4-13 / 0
at Nebraska									
Rutgers									

Receiving

Rec-Yds / TD	#1 Moore	#5 Brown	#6 Johnson	#8 L. Jacobs	#9 Edmunds	#10 Turner	#13 Lane	#19 Morgan	#23 Harrison
Howard	4-37 / 0	susp	3-23 / 0	--	1-14 / 0	1-16 / 0	5-73 / 0	3-27 / 0	1-16 / 0
at FIU	6-147 / 2	susp	2-21 / 0	--	--	--	dnp	3-38 / 0	--
at UCF	2-25 / 0	susp	--	1-7 / 0	--	dnp	3-25 / 0	2-64 / 0	--
Purdue	1-15 / 0	1-20 / 0	--	--	--	--	--	5-46 / 2	1-6 / 0
at Penn State	4-15 / 0	--	2-69 / 0	2-13 / 0	--	--	--	2-3 / 0	--
Minnesota	2-19 / 1	dnp	--	10-82 / 0	dnp	--	--	4-51 / 0	1-1 / 0
Michigan St.	4-61 / 1	dnp	1-16 / 0	9-67 / 1	dnp	--	--	4-41 / 0	2-10 / 0
at Indiana	5-81 / 1	--	1-6 / 0	4-37 / 0	dnp	--	2-25 / 0	5-46 / 1	4-39 / 0
at Michigan	2-66 / 0	2-53 / 0	2-42 / 0	4-53 / 0	dnp	1-3 / 0	1-10 / 0	3-26 / 0	--
Ohio State	1-3 / 0	1-15 / 0	2-3 / 0	1-37 / 0	dnp	dnp	--	7-56 / 0	dnp
at Nebraska									
Rutgers									

Rec-Yds / TD #34 Funk #48 Hayward #82 Edwards #83 Culmer #85 Davenport

Howard	1-(-4) / 0	--	--	--	1-2 / 0
at FIU	--	1-9 / 1	--	1-7 / 0	--
at UCF	--	1-3 / 0	--	1-3 / 0	dnp
Purdue	1-9 / 1	--	--	--	dnp
at Penn State	--	--	--	--	--
Minnesota	--	--	--	1-8 / 0	dnp
Michigan St.	--	1-5 / 0	--	--	dnp
at Indiana	--	--	--	1-14 / 0	dnp
at Michigan	1-13 / 0	--	1-23 / 0	--	dnp
Ohio State	3-19 / 0	--	--	--	dnp
at Nebraska					
Rutgers					

Passing

C-A-I / Yds / TD	#3 Pigrome	#7 Rowe	#11 Hills	#18 Bortens.
Howard	4-6-0 / 60 / 0	--	14-19-0 / 126 / 0	2-4-0 / 18 / 0
at FIU	1-2-0 / 7 / 0	--	13-18-0 / 210 / 3	dnp
at UCF	--	--	10-23-0 / 127 / 0	dnp
Purdue	1-4-0 / 9 / 1	--	8-13-1 / 87 / 2	dnp
at Penn State	5-9-0 / 28 / 0	--	5-7-1 / 72 / 1	dnp
Minnesota	18-37-2 / 161 / 1	--	dnp	dnp
Michigan St.	dnp	--	21-27-0 / 200 / 2	dnp
at Indiana	--	--	22-33-1 / 248 / 2	dnp
at Michigan	1-1-0 / 13 / 0	12-23-2 / 203 / 0	4-4-0 / 73 / 0	dnp
Ohio State	7-11-0 / 44 / 0	7-13-1 / 93 / 0	1-3-0 / -4 / 0	dnp
at Nebraska				
Rutgers				

Punting

No-Avg / In20	#88 Lees
Howard	3-35.0 / 1
at FIU	5-37.8 / 4
at UCF	8-40.6 / 4
Purdue	5-40.0 / 5
at Penn State	7-39.9 / 0
Minnesota	7-45.3 / 0
Michigan St.	4-35.8 / 2
at Indiana	4-38.8 / 2
at Michigan	2-42.0 / 1
Ohio State	8-39.2 / 1
at Nebraska	
Rutgers	

Field Goals

Made (Missed)	#3 Greene
Howard	36
at FIU	23, 28
at UCF	33, (38), (51)
Purdue	--
at Penn State	--
Minnesota	32
Michigan St.	--
at Indiana	32
at Michigan	(29), 37
Ohio State	23
at Nebraska	
Rutgers	

2016 MARYLAND DEFENSIVE GAME-BY-GAME

UT-AT-TT / Sacks	#2 Cockerille	#4 Likely	#7 Jackson	#10 Woods	#11 Conyers	#12 Elij. Daniels	#15 Keihn	#17 Ellis	#18 Walker
Howard	3-2-5 / 0	1-0-1 / 0	dnp	4-3-7 / 0	2-1-3 / 0	1-1-2 / 0	4-1-5 / 0	1-0-1 / 0	0-1-1 / 0
at FIU	3-3-6 / 0	4-1-5 / 1.0	3-0-3 / 0	2-1-3 / 0	2-0-2 / 0	--	1-1-2 / 0	1-0-1 / 0	1-1-2 / 0
at UCF	4-10-14 / 0	9-5-14 / 0	5-0-5 / 0	0-1-1 / 0	7-1-8 / 0	dnp	dnp	dnp	3-1-4 / 1.0
Purdue	5-2-7 / 0.5	6-2-8 / 0	2-0-2 / 0	1-0-1 / 0	dnp	--	0-3-3 / 0	1-0-1 / 0	1-0-1 / 0
at Penn State	7-6-13 / 0	2-2-4 / 0	1-1-2 / 0	5-4-9 / 0	dnp	dnp	2-6-8 / 0	0-1-1 / 0	--
Minnesota	2-2-4 / 0	--	1-0-1 / 0	4-0-4 / 0	dnp	dnp	--	0-1-1 / 0	1-0-1 / 0
Michigan St.	3-12-15 / 0	dnp	1-1-2 / 0	2-3-5 / 0	dnp	dnp	2-1-3 / 0	--	1-2-3 / 0
at Indiana	5-4-9 / 0	dnp	3-1-4 / 0	7-1-8 / 0	dnp	--	1-0-1 / 0	1-0-1 / 0	4-1-5 / 1.0
at Michigan	6-0-6 / 0	dnp	4-1-5 / 0	1-2-3 / 0	dnp	0-2-2 / 0	--	1-0-1 / 0	--
Ohio State	4-4-8 / 0	dnp	2-3-5 / 0	--	dnp	2-2-4 / 0	1-1-2 / 0	--	0-2-2 / 0.5
at Nebraska									
Rutgers									

UT-AT-TT / Sacks	#20 Richardson	#21 R. Davis	#22 I. Davis	#23 Carter, Jr.	#24 Knight	#25 A. Brooks	#26 Savage	#27 Hill	#31 Egbuaba
Howard	2-0-2 / 0	--	0-3-3 / 0	3-0-3 / 0	0-1-1 / 0	1-1-2 / 0	2-1-3 / 0	--	0-1-1 / 0
at FIU	--	--	1-0-1 / 0	5-3-8 / 1.0	2-1-3 / 0	--	6-0-6 / 0	2-1-3 / 0	1-0-1 / 0
at UCF	dnp	--	--	6-5-11 / 1.0	--	dnp	2-2-4 / 0	1-3-4 / 0	--
Purdue	dnp	--	2-0-2 / 0	5-1-6 / 1.0	--	dnp	2-1-3 / 0	3-0-3 / 0	--
at Penn State	dnp	dnp	--	4-3-7 / 0	--	dnp	5-1-6 / 1.0	2-1-3 / 0	dnp
Minnesota	dnp	dnp	dnp	6-5-11 / 0	5-0-5 / 0	1-0-1 / 0	6-0-6 / 0	1-1-2 / 0	--
Michigan St.	--	--	--	1-5-6 / 0	2-4-6 / 0	--	--	1-1-2 / 0	--
at Indiana	dnp	2-1-3 / 0	1-0-1 / 0	3-9-12 / 0	4-2-6 / 0	1-0-1 / 0	dnp	7-0-7 / 0	dnp
at Michigan	dnp	2-1-3 / 0	1-0-1 / 0	3-4-7 / 0	4-2-6 / 0	dnp	1-0-1 / 0	7-2-9 / 0	dnp
Ohio State	dnp	1-1-2 / 0	1-0-1 / 0	5-3-8 / 0	--	--	9-1-10 / 0	0-1-1 / 0	0-1-1 / 0
at Nebraska									
Rutgers									

UT-AT-TT / Sacks	#32 Ross	#41 Aniebonam	#43 J. Brooks	#50 Tanyi	#52 Jones	#53 Shepherd	#57 Opara	#59 Howard	#67 Shaw
Howard	2-1-3 / 0	0-2-2 / 0.5	2-2-4 / 1.0	1-1-2 / 0	0-1-1 / 0	0-1-1 / 0	3-2-5 / 0	--	0-1-1 / 0
at FIU	1-0-1 / 0	2-1-3 / 1.0	1-0-1 / 0	2-0-2 / 0	2-1-3 / 0	--	--	0-1-1 / 0	--
at UCF	--	3-2-5 / 1.0	0-1-1 / 0	dnp	dnp	dnp	3-3-6 / 0	dnp	--
Purdue	2-0-2 / 0	3-1-5 / 1.5	--	dnp	--	1-0-1 / 0	1-0-1 / 0	dnp	dnp
at Penn State	--	2-3-5 / 1.5	0-1-1 / 0	dnp	--	dnp	3-3-6 / 0.5	dnp	dnp
Minnesota	--	1-3-4 / 0	1-2-3 / 0	0-1-1 / 0	--	dnp	1-3-4 / 0	dnp	--
Michigan St.	0-1-1 / 0	1-3-4 / 0	0-5-5 / 0	--	0-1-1 / 0	dnp	2-4-6 / 0	dnp	dnp
at Indiana	3-0-3 / 0	4-1-5 / 0	2-0-2 / 0	3-0-3 / 0	dnp	dnp	2-1-3 / 0	dnp	dnp
at Michigan	--	2-0-2 / 0	1-2-3 / 0	--	dnp	dnp	2-0-2 / 0	dnp	dnp
Ohio State	--	2-2-4 / 0.5	2-2-4 / 0	--	dnp	--	0-2-2 / 0.5	dnp	--
at Nebraska									
Rutgers									

UT-AT-TT / Sacks	#90 Braglio	#92 Burkett	#95 Ukandu	#96 Kulka
Howard	2-0-2 / 0	2-0-2 / 0	--	1-0-1 / 0
at FIU	1-1-2 / 0	--	2-0-2 / 0	1-0-1 / 0
at UCF	1-2-3 / 0	1-0-1 / 0	2-0-2 / 0	1-0-1 / 0
Purdue	3-1-4 / 2.0	--	2-2-4 / 1.0	1-0-1 / 0
at Penn State	5-3-8 / 0	0-1-1 / 0	1-3-4 / 0	1-1-2 / 0
Minnesota	3-2-5 / 0	4-0-4 / 0	5-7-12 / 0	--
Michigan St.	1-4-5 / 1.0	1-1-2 / 0	2-6-8 / 0	0-2-2 / 0
at Indiana	1-3-4 / 0	5-4-9 / 0	1-0-1 / 0	--
at Michigan	1-2-3 / 0	3-0-3 / 0	0-1-1 / 0	0-1-1 / 0
Ohio State	1-0-1 / 0	2-0-2 / 0	1-2-3 / 0.5	0-1-1 / 0
at Nebraska				
Rutgers				

2016 SEASON SUPERLATIVES

INDIVIDUAL MARYLAND GAME HIGHS

Rushes	25	Tyrrell Pigrome, Minnesota (Oct. 15, 2016)
Yards Rushing	204	Ty Johnson, Purdue (Oct 1, 2016)
TD Rushes	2	Ty Johnson, Purdue (Oct 1, 2016) Perry Hills, at Indiana (Oct 29, 2016)
Long Rush	76	Ty Johnson, Purdue (Oct 1, 2016)
Pass attempts	37	Tyrrell Pigrome, Minnesota (Oct. 15, 2016)
Pass completions	22	Perry Hills, at Indiana (Oct. 29, 2016)
Yards Passing	210	Perry Hills, at FIU (Sep 9, 2016)
TD Passes	3	Perry Hills, at FIU (Sep 9, 2016)
Long Pass	66	Perry Hills, at Penn State (Oct 1, 2016)
Receptions	10	Levern Jacobs, Minnesota (Oct. 15, 2016)
Yards Receiving	147	D.J. Moore, at FIU (Sep 9, 2016)
TD Receptions	2	D.J. Moore, at FIU (Sep 9, 2016) Teldrick Morgan, Purdue (Oct 1, 2016)
Long Reception	66	Ty Johnson, at Penn State (Oct 1, 2016)
Field Goals	2	Adam Greene, at FIU (Sep 9, 2016)
Long Field Goal	37	Adam Greene, at Michigan (Nov 5, 2016)
Punts	8	Wade Lees, at UCF (Sep 17, 2016) Wade Lees, Ohio State (Nov 12, 2016)
Punting Avg	45.3	Wade Lees, Minnesota (Oct. 15, 2016)
Long Punt	50	Wade Lees, Minnesota (Oct. 15, 2016)
Punts inside 20	4	2x, last: Wade Lees, at UCF (Sep 17, 2016)
Long Punt Return	15	Teldrick Morgan, Minnesota (Oct. 15, 2016)
Long Kickoff Return	64	William Likely, at UCF (Sep 17, 2016)
Tackles	15	Shane Cockerille, Michigan State (Oct. 22, 2016)
Sacks	2.0	Roman Braglio, Purdue (Oct 1, 2016)
Tackles For Loss	3.0	Jesse Aniebonam, at UCF (Sep 17, 2016)
Interceptions	1	4x, last: Alvin Hill, Michigan State (Oct. 22, 2016)

MARYLAND TEAM HIGHS

Rushes	50	at UCF (Sep 17, 2016) at Indiana (Oct 29, 2016)
Yards Rushing	400	Purdue (Oct 1, 2016)
Yards Per Rush	8.7	Purdue (Oct 1, 2016)
TD Rushes	6	Howard (Sep 3, 2016)
Pass attempts	37	Minnesota (Oct. 15, 2016)
Pass completions	22	at Indiana (Oct 29, 2016)
Yards Passing	289	at Michigan (Nov 5, 2016)
Yards Per Pass	17.0	at Michigan (Nov 5, 2016)
TD Passes	3	at FIU (Sep 9, 2016)
Total Plays	84	at Indiana (Oct 29, 2016)
Total Offense	519	Howard (Sep 3, 2016)
Yards Per Play	7.9	Purdue (Oct 1, 2016)
Points	52	Howard (Sep 3, 2016)
Sacks By	6	Purdue (Oct 1, 2016)
First Downs	29	at Indiana (Oct 29, 2016)
Penalties	11	Purdue (Oct 1, 2016)
Penalty Yards	92	Purdue (Oct 1, 2016)
Turnovers	4	Minnesota (Oct. 15, 2016)
Interceptions Thrown	2	3x, last: at Michigan (Nov 5, 2016)
Punts	8	at UCF (Sep 17, 2016) Ohio State (Nov 12, 2016)
Punting Avg	45.3	Minnesota (Oct. 15, 2016)
Long Punt	50	Minnesota (Oct. 15, 2016)
Punts inside 20	4	at FIU (Sep 9, 2016) at UCF (Sep 17, 2016)
Long Punt Return	19	Minnesota (Oct. 15, 2016)

INDIVIDUAL OPPONENT GAME HIGHS

Rushes	31	Saquon Barkley, at Penn State (Oct 1, 2016)
Yards Rushing	202	Saquon Barkley, at Penn State (Oct 1, 2016)
TD Rushes	3	De'Veon Smith, at Michigan (Nov 5, 2016)
Long Rush	70	Rodney Smith, Minnesota (Oct. 15, 2016)
Pass attempts	41	David Blough, Purdue (Oct 1, 2016)
Pass completions	21	M. Milton, at UCF (Sep 17, 2016)
Yards Passing	362	Wilton Speight, at Michigan (Nov 5, 2016)
TD Passes	2	4x, last: J.T. Barrett, Ohio State (Nov 12, 2016)
Long Pass	71	M. Milton, at UCF (Sep 17, 2016)
Receptions	8	Tre'Quan Smith, at UCF (Sep 17, 2016)
Yards Receiving	114	Tre'Quan Smith, at UCF (Sep 17, 2016)
TD Receptions	2	Kyle Anthony, Howard (Sep 3, 2016)
Long Reception	71	Jordan Akins, at UCF (Sep 17, 2016)
Field Goals	2	Tyler Durbin, Ohio State (Nov 12, 2016)
Long Field Goal	45	Tyler Durbin, Ohio State (Nov 12, 2016)
Punts	9	Dakota Labofsky, Howard (Sep 3, 2016)
Punting Avg	43.7	C Johnson, Ohio State (Nov 12, 2016)
Long Punt	60	Ryan Santoso, Minnesota (Oct. 15, 2016)
Punts inside 20	5	Joe Schopper, Purdue (Oct 1, 2016)
Long Punt Return	17	Jalen Myrick, Minnesota (Oct. 15, 2016)
Long Kickoff Return	52	R.J. Shelton, Michigan State (Oct. 22, 2016)
Tackles	14	Brandon Smith, at Penn State (Oct 1, 2016)
Sacks	2.0	Tony Guerad, at UCF (Sep 17, 2016) Marcus Oliver, at Indiana (Oct 22, 2016)
Tackles For Loss	3.0	Tony Guerad, at UCF (Sep 17, 2016) Ben Gedeon, at Michigan (Nov 5, 2016)
Interceptions	2	Delano Hill, at Michigan (Nov 5, 2016)

OPPONENT TEAM HIGHS

Rushes	62	at Penn State (Oct 1, 2016)
Yards Rushing	414	at Indiana (Oct 29, 2016)
Yards Per Rush	7.3	at Indiana (Oct 29, 2016)
TD Rushes	6	at Indiana (Oct 29, 2016)
Pass attempts	53	Purdue (Oct 1, 2016)
Pass completions	24	Ohio State (Nov 12, 2016)
Yards Passing	387	at Michigan (Nov 5, 2016)
Yards Per Pass	18.4	at Michigan (Nov 5, 2016)
TD Passes	3	at Michigan (Nov 5, 2016) Ohio State (Nov 12, 2016)
Total Plays	91	at UCF (Sep 17, 2016)
Total Offense	660	at Michigan (Nov 5, 2016)
Yards Per Play	10.0	at Michigan (Nov 5, 2016)
Points	62	Ohio State (Nov 12, 2016)
Sacks By	5	at UCF (Sep 17, 2016) Ohio State (Nov 12, 2016)
First Downs	34	at Indiana (Oct 29, 2016)
Penalties	9	at FIU (Sep 9, 2016)
Penalty Yards	90	at FIU (Sep 9, 2016)
Turnovers	4	at UCF (Sep 17, 2016)
Interceptions Thrown	1	4x, last: Michigan State (Oct. 22, 2016)
Punts	10	Howard (Sep 3, 2016)
Punting Avg	43.7	Ohio State (Nov 12, 2016)
Long Punt	60	Minnesota (Oct. 15, 2016)
Punts inside 20	5	Purdue (Oct 1, 2016)
Long Punt Return	17	Minnesota (Oct. 15, 2016)

GAME 1

Sep. 3, 2016
Maryland 52, Howard 13

COLLEGE PARK, Md. (AP) - DJ Durkin enjoyed a lopsided victory in his debut as Maryland's coach, overseeing a dominant performance that carried the Terrapins past Howard 52-13 on Saturday.

Perry Hills went 14 for 19 for 126 yards, Trey Edmunds scored two first-quarter touchdowns and Maryland (1-0) allowed only 53 first-half yards in taking a 35-0 lead.

Durkin left his job as Michigan's defensive coordinator in December to guide a team that went 3-9 in 2015. Walking on the sideline in a black baseball cap, an untucked red polo shirt and long black pants, the 37-year-old coach seemed quite satisfied with the blowout.

His most vivid memory occurred long after the final whistle. "In the locker room with the guys, singing the fight song," Durkin said. "The look on their faces, that's what you do it for. That's what it's all about."

Howard (0-1) won only one game last year while being outscored 408-169, so this game wasn't necessarily an indication of the Terrapins' improvement under Durkin. That answer may not come until Maryland begins Big Ten play next month.

Still, there were plenty of positives for the Terrapins against the neighboring Bison of the Mid-Eastern Athletic Conference.

Durkin got this job because of his defensive knowledge, and the Terrapins were exceptionally stingy. Howard went three-and-out on its first five possessions and didn't get into the end zone until Maryland's reserves entered in the fourth quarter.

Hills, in contrast, produced touchdowns on his first four drives. After finishing with a minus-18 turnover differential last year, the Terrapins did not give the ball away.

Freshman backup quarterback Tyrrell Pigrome entered in the third quarter. He threw for 60 yards, and ran for 53 yards and a TD.

Maryland also got a touchdown from its special teams: Edmunds took a blocked punt 13 yards into the end zone for a 21-0 lead.

	1ST	2ND	3RD	4TH	- FINAL
HOWARD (0-1)	0	0	0	13	- 13
MARYLAND (1-0)	21	14	7	10	- 52

First Quarter
 MD - Goins 2yd run (Greene kick), 11:14
 MD - Edmunds 3yd run (Greene kick), 5:49
 MD - Edmunds 13yd blocked punt return (Greene kick), 3:35

Second Quarter
 MD - Johnson 21yd run (Greene kick), 13:21
 MD - Harrison 10yd run (Greene kick), 8:41

Third Quarter
 MD - Pigrome 5yd run (Greene kick), 7:27

Fourth Quarter
 MD - Greene 36yd FG, 13:17
 HOW - Anthony 17yd rec fr Johnson (Labofsky kick), 9:04
 MD - Funk 1yd run (Greene kick), 3:33
 HOW - Anthony 6yd rec fr Collins (Labofsky kick), 0:14

	MD	HOW
First Downs	15	25
Rushes-Yards	35-69	44-315
Comp-Att-Int	18-29-0	20-29-0
Passing Yards	200	204
Total Offense Plays-Yards	64-269	73-519
Fumble Returns-Yards	0-0	0-0
Punt Returns-Yards	1-2	1-21-1
Interception Returns-Yards	0-0	0-0
Punts-Average	10-30.5	3-35.0
Fumbles-Lost	3-0	0-0
Penalties-Yards	7-65	2-25
Third-Down Conversions	5-15	7-12
Fourth-Down Conversions	0-0	0-1
Red-Zone Scores-Chances	2-2	6-6
Sacks By-Yards Lost	1-5	2-19
Time of Possession	33:00	27:00

INDIVIDUAL STATISTICS
RUSHING - Maryland: Harrison 9-67-1, Funk 8-59-1, Pigrome 7-53-1, Johnson 6-48-1, Edmunds, 6-48-1, Goins 4-40-1, Hills 1-5-0, Likely 1-2-0; Howard: Philyaw 18-53-0, Parker 8-13-0, Johnson 2-11-0, Avery 1-9-0, Rainey 1-2-0.

PASSING - Maryland: Hills 14-19-0-126-0, Pigrome 4-6-0-60-0, Bortenschlager 2-4-0-18-0; Howard: Johnson 10-15-0-100-1, Collins 8-14-0-100-1.

RECEIVING - Maryland: Lane 5-73-0, Moore 4-37-0, Morgan 3-27-0, Johnson 3-23-0, Harrison 1-16-0, Turner 1-16-0, Edmunds 1-14-0, Davenport 1-2-0; Howard: Anthony 7-78-2, Lemonier 4-35-0, Avery 4-26-0, Ezzard 1-30-0, Philyaw 1-19-0, Mercer 1-12-0.

TACKLES - Maryland: Woods 4-3-7, Keihn 4-1-5, Cockerille 3-2-5, Opara 3-2-5, Brooks 2-2-4, Carter 3-0-3, Ross, 2-1-3, Savage 2-1-3, Conyers 2-1-3, I. Davis 0-3-3, Braglio 2-0-2, Richardson 2-0-2, Burkett 2-0-2, Brooks 1-1-2, Tany 1-1-2, Morgan 1-1-2, Elji, Davis 1-1-2, Aniebonam 0-2-2 ...; Howard: C. Johnson 8-2-10, R. Johnson 4-3-7, Rollins 3-4-7

ATT -35,474. WEATHER - 73 degrees, cloudy

GAME 2

Sep. 10, 2016
Maryland 41, FIU 14

MIAMI (AP) - A combination of execution and fun has helped Maryland open the season with two convincing wins.

But the combination of Perry Hills to DJ Moore hasn't hurt either.

Hills threw for three touchdowns, two to Moore, to lead Maryland to a 41-14 win over Florida International on Friday night.

Hills completed 13-of-18 passes for 210 yards in three quarters. He connected with Moore for a 45-yard touchdown pass and Derrick Hayward for a 9-yard score in the second quarter to give Maryland a 31-7 advantage at halftime. Lorenzo Harrison scored on a 40-yard run for the Terrapins' fourth touchdown of the first half.

"We're doing an unbelievable job of executing," Hills said. "We all came out here and had a good time. That's the final point - to come out here and have fun."

Moore finished with six receptions and 147 yards for Maryland (2-0).

First-year Maryland head coach DJ Durkin rested Hills after his third touchdown pass - a 40-yard catch and run by Moore with 2:21 remaining in the third quarter.

"Just pleased with the way we came out and played," Durkin said. "I thought our guys prepared really well, traveled really well. That was a big thing for us coming and how we were going to go through it as a team."

"It's not easy getting road wins in college football. The way our guys responded, I'm really excited for them."

The Terrapins never trailed after taking a 10-0 lead on Adam Greene's 23-yard field and Jermaine Carter, Jr.'s 15-yard interception return in the first quarter.

Carter's interception was the third interception return for FIU quarterback Alex McGough.

Alex Gardner rushed for 109 yards and scored on a four-yard run in the second quarter for the Panthers (0-2).

The Terrapins are now 5-0 in their all-time series against the Panthers.

	1ST	2ND	3RD	4TH	- FINAL
MARYLAND (2-0)	10	21	10	0	- 41
FIU (0-2)	0	7	0	7	- 14

First Quarter
 MD - Greene 23yd FG, 7:51
 MD - Carter 14yd INT ret (Greene kick), 2:33

Second Quarter
 MD - Harrison 40yd run (Greene kick), 12:27
 FIU - Gardner 4yd run (Taylor kick), 9:21
 MD - D.J. Moore 45yd rec fr Hills (Greene kick), 7:57
 MD - Hayward 9yd rec fr Hills (Greene kick), 0:56

Third Quarter
 MD - Greene 28yd FG, 11:10
 MD - D.J. Moore 40yd rec fr Hills (Greene kick), 2:21

Fourth Quarter
 FIU - Maloney 4yd rec fr Alexander (Taylor kick), 9:49

	MD	FIU
First Downs	22	16
Rushes-Yards	45-239	40-202
Comp-Att-Int	15-21-0	14-28-1
Passing Yards	238	170
Total Offense Plays-Yards	66-477	68-372
Fumble Returns-Yards	0-0	0-0
Punt Returns-Yards	2-23	2-25
Interception Returns-Yards	1-14-1	0-0
Punts-Average	5-37.8	7-34.6
Fumbles-Lost	1-0	0-0
Penalties-Yards	8-85	9-90
Third-Down Conversions	4-12	5-16
Fourth-Down Conversions	1-1	0-3
Red-Zone Scores-Chances	3-3	2-2
Sacks By-Yards Lost	3-8	2-7
Time of Possession	28:47	31:13

INDIVIDUAL STATISTICS
RUSHING - Maryland: Edmunds 8-78-0, Harrison 8-64-1, Hills 8-52-0, Johnson 8-34-0, Goins 4-11-0, L. Jacobs 1-10-0, Funk 2-4-0; FIU: Gardner 16-109-1, Jones 14-64-0, Alexander 9-30-0.

PASSING - Maryland: Hills 13-18-0-210-3, Pigrome 1-2-0-7-0, D.J. Moore 1-1-0-21-0; FIU: Alexander 9-18-0-131-1, McGough 5-10-1-39-0.

RECEIVING - Maryland: Moore 6-147-2, Morgan 3-38-0, Johnson 2-21-0, Hills 1-21-0, Hayward 1-9-1, Culmer 1-7-1; FIU: Maloney 6-49-1, Smith 5-70-0, Owens 2-21-0, Gaiter 1-30-0.

TACKLES - Maryland: Carter 5-3-8, Savage 6-0-6, Cockerille 3-3-6, Likely 4-1-5, Jackson 3-0-3, Knight 2-1-3, Aniebonam 2-1-3, Woods 2-1-3, Hills 2-1-3, Jones 2-1-3, Conyers 2-0-2, Goins 2-0-2, Tanyi 2-0-2, Ukandu 2-0-2, Morgan 1-1-2, Edmunds 1-1-2, Walker 1-1-2, Keihn 1-1-2, Braglio 1-1-2, Kulka 1-0-1, I. Davis 1-0-1, Ross 1-0-1, Ellis 1-0-1, Brooks 1-0-1, Equaba 1-0-1, Howard 0-1-1; FIU: Wint 7-2-9, Gonzalez 4-2-6, Williams 3-3-6, Wilson 4-1-5, Spence 4-1-5, West 4-0-4, Albury 3-1-4, Cheeks 3-0-3, Juste 2-1-3, Hines 2-0-2, Lewis 2-0-2, Russ 1-1-2.

ATT-17,084. WEATHER - 84 degrees, rainy/windy

GAME 3

Sep. 17, 2016
Maryland 30, UCF 24 (2OT)

ORLANDO, Fla. -- Maryland freshman quarterback Tyrrell Pigrome replaced starter Perry Hills and on his only play of the game raced 24 yards for the game-winning score in a 30-24 double-overtime win for the Terrapins over UCF on Saturday night.

"I'm just so proud of our guys," head coach DJ Durkin said. "There were so many times when they had to dig deep. The offense had to pick up the defense and the defense had to pick up the offense, special teams and everything. There was a lot of swings (of momentum) in that game. I think more than anything, when you look at our team we held strong through all of that, to me that's a great sign for us. To me that's not been indicative of what we have done. So that's our first sign of adversity and how we were going to respond and we responded the right way."

UCF freshman quarterback McKenzie Milton, making his first career start, committed his sixth fumble of the night and fourth turnover to begin the second overtime, setting the stage for Pigrome's heroics.

The Knights tied the game early in the fourth quarter on a 42-yard field goal by Matthew Wright with 12:04 remaining. Neither offense was able to score again in regulation.

Milton started in place of UCF senior Justin Holman, who was injured last week at Michigan.

After struggling early in the first half, Hills and the Maryland offense settled down and began to capitalize on big plays. Hills 51-yard completion to receiver Teldrick Morgan helped set up Adam Greene's 33-yard field as time expired in the second quarter to give the Terps a 10-7 edge at halftime.

The Knights held a 7-0 lead late in the first quarter when Milton found running back Dontavious Wilson for a four-yard touchdown late in the second quarter. But Milton became erratic in the second quarter, committing two of his three first-half turnovers that allowed Maryland to get back into the game.

NOTE: The game marked just the second double overtime game in Maryland history. Maryland is 6-3 all-time in overtime games.

	1ST	2ND	3RD	4TH	OT	2OT	FINAL
MARYLAND (3-0)	0	10	0	7	7	6	30
UCF (1-2)	7	0	7	3	7	0	24

First Quarter
 UCF - Wilson 4yd rec fr Milton (Wright kick), 0:24

Second Quarter
 MD - Harrison 7yd run (Greene kick), 10:04
 MD - Greene 33yd FG, 0:00

Third Quarter
 UCF - Milton 7yd run (Wright kick), 3:40
 MD - Goins 16yd run (Greene kick), 0:41

Fourth Quarter
 UCF - Wright 42yd FG, 12:04

Overtime
 MD - Hills 5yd run (Greene kick)
 UCF - Smith 31yd rec fr Milton (Wright kick)

Double Overtime
 MD - Pigrome 24yd run

	MD	UCF
First Downs	20	24
Rushes-Yards	50-246	54-195
Comp-Att-Int	10-23-0	21-37-1
Passing Yards	127	260
Total Offense Plays-Yards	73-373	91-455
Fumble Returns-Yards	1-1	0-0
Punt Returns-Yards	0-0	1-9
Interception Returns-Yards	1-10	0-0
Punts-Average	8-40.6	5-41.4
Fumbles-Lost	0-0	6-3
Penalties-Yards	6-47	7-56
Third-Down Conversions	4-15	5-17
Fourth-Down Conversions	0-1	3-5
Red-Zone Scores-Chances	4-5	2-3
Sacks By-Yards Lost	3-17	5-35
Time of Possession	30:49	29:11

INDIVIDUAL STATISTICS
RUSHING - Maryland: Harrison 15-77-1, Johnson 7-47-0, Goins 3-34-1, Hills 16-29-1, Pigrome 1-24-0, Edmunds 7-22-0, Likely 1-13-0; UCF: Hamilton 12-65-0, Killins 5-60-0, Wilson 16-51-0, Brim 1-17-0, Milton 19-7-1.

PASSING - Maryland: Hills 10-23-0-127-0; UCF: Milton 21-36-1-260-2, Wilson 0-1-0-0-0.

RECEIVING - Maryland: Lane 3-25-0, Morgan 2-64-0, Moore 2-25-0, L. Jacobs 1-7-0, Hayward 1-3-0, Culmer 1-7-1; UCF: Smith 8-114-1, Oldham 5-33-0, Akins 2-79-0, Bargnare 2-2-0, Stewart 1-17-0, Hamilton 1-6-0, Payton 1-5-0, Wilson 1-4-1.

TACKLES - Maryland: Likely 9-5-14, Cockerille 4-10-14, Carter 6-5-11, Conyers 7-1-8, Opara 3-3-6, Jackson 5-0-5, Aniebonam 3-2-5, Walker 3-1-4, Savage 2-2-4, Hill 1-3-4, Braglio 1-2-3, Ukandu 2-0-2, Kulka 1-0-1, Burkett 1-0-1, Brooks 0-1-1, Woods 0-1-1; UCF: Rucker 4-7-11, Clarke 5-5-10, Brim 3-7-10, Johnson 5-3-8, Shqm. Griffin 3-4-7, Mutcherson 4-2-6, Shgll. Griffin 2-4-6, Wooten 1-4-5, Guerad 3-1-4, Burkett 1-2-3, Clarke 1-1-2, Killings 1-1-2, Connors 0-2-2 ...
 ATT-43,197 - WEATHER - 85 degrees, partly cloudy

GAME 4

Oct. 1, 2016
Maryland 50, Purdue 7

COLLEGE PARK (AP) — Ty Johnson ran for 204 yards on seven carries, and unbeaten Maryland used a strong defensive performance to breeze past Purdue 50-7 Saturday and provide first-year coach DJ Durkin a victory in his first Big Ten game.

The Terrapins (4-0, 1-0) scored four touchdowns and amassed 293 yards in taking a 29-0 halftime lead. Maryland finished with 400 yards rushing and outgained the Boilermakers 496-205 overall.

Purdue (2-2, 0-1) had no answer for the no-huddle offense that has scored a school-record 173 points over its first four games.

Taking over at Maryland after serving as Michigan's defensive coordinator in 2015, Durkin has the Terrapins operating at a high level on both sides of the ball.

Perry Hills threw two touchdown passes to Teldrick Morgan and ran for an 11-yard score. Johnson peeled off a 76-yard run and scored on carries of 8 and 48 yards, and Lorenzo Harrison chipped in with a 62-yard touchdown sprint.

The defense sacked David Blough six times. The Boilermakers were ranked second in the nation in third-down conversions (59 percent), but in this game they went 6 for 20.

It was 36-0 before Purdue finally scored, on a 4-yard touchdown pass from Blough to Cole Herdman with 13:30 remaining.

Even when the Terrapins made mistakes of their own, Purdue couldn't capitalize. Maryland hadn't committed a turnover all year until Hill threw an interception on the opening series. The Terrapins subsequently jumped offense on third down, but Purdue's J.D. Dellinger was wide right on a 35-yard field goal try.

Maryland promptly moved 80 yards in six plays, then fooled the Boilermakers with an unbalanced formation on the 2-point conversion.

On Purdue's next series, an illegal formation wiped out a successful third-down play and forced a punt. Not long after that, Harrison burst up the middle on his 62-yard run.

	1ST	2ND	3RD	4TH	-	FINAL
PURDUE (2-2, 0-1)	0	0	0	7	-	7
MARYLAND (4-0, 1-0)	8	21	7	14	-	50

First Quarter
MD - Morgan 11yd rec fr Hills (Goins rec fr Rowe), 6:59
Second Quarter
MD - Harrison 62yd run (Greene kick), 13:35
MD - Johnson 8yd run (Greene kick), 10:08
MD - Hills 11yd run (Greene kick), 0:11
Third Quarter
MD - Morgan 5yd rec fr Hills (Greene kick), 7:27
Fourth Quarter
PUR - Herdman 4yd rec fr Bloug (Dellinger kick), 13:30
MD - Johnson 48yd run (Greene kick), 12:10
MD - Funk 9yd rec fr Pigrome (Greene kick), 3:02

TEAM STATISTICS	PUR	MD
First Downs	16	19
Rushes-Yards	27-10	46-400
Comp-Att-Int	22-53-1	9-17-1
Passing Yards	195	96
Total Offense Plays-Yards	80-205	63-496
Fumble Returns-Yards	0-0	0-0
Punt Returns-Yards	1-3	2-4
Interception Returns-Yards	1-4	1-0
Punts-Average	8-38.4	5-40.0
Fumbles-Lost	0-0	2-1
Penalties-Yards	8-69	11-92
Third-Down Conversions	6-20	5-12
Fourth-Down Conversions	2-5	1-1
Red-Zone Scores-Chances	1-4	5-5
Sacks By-Yards Lost	4-34	6-45
Time of Possession	31:44	28:16

INDIVIDUAL STATISTICS
RUSHING - Maryland: Johnson 7-204-2, Harrison 6-78-1, Funk 6-33-0, Goins 3-24-0, Pigrome 3-19-0, Hills 10-18-1, Morgan 2-16-0, Turner 1-4-0, Edmunds 2-0-2, Brown 5-2-0; Purdue: Jones 12-23-0, Sindelar 1-13-0, Yancey 1-2-0, Worship 1-(-1)-0, Blough 11-(-26)-0.

PASSING - Maryland: Hills 8-13-1-87-2, Pigrome 1-4-0-9-1; Purdue 18-41-0-132-1, Sindelar 4-12-1-63-0.

RECEIVING - Maryland: Morgan 5-46-2, Brown 1-20-0, Moore 1-15-0, Funk 1-9-1, Harrison 1-6-0; Purdue: Young 4-47-0, Yancey 4-40-0, Herdman 4-23-1, Phillips 3-43-0, Posey 2-12-0, Jones 2-6-0, Hopkins 1-14-0, Mahoungou 1-8-0, Marshall 1-2-0.

TACKLES - Maryland: Likely 6-2-8, Cockerille 5-2-7, Carter 5-1-6, Aniebonam 3-1-4, Braglio 3-1-4, Ukandu 2-2-4, Hill 3-0-3, Savage 2-1-3, Keihn 0-3-3, Ross 2-0-2, Elis. Daniels 2-0-2, Jackson 2-0-2, Davis 2-0-2, Opara 1-0-1, Woods 1-0-1, Walker 1-0-1, Shepherd 1-0-1, Kulka 1-0-1, Ellis 0-1-1; Purdue: Replogle 6-1-7, Robinson 4-2-6, Mosley 4-1-5, Bailey 4-1-5, Roberts 4-0-4, Parker 3-1-4, Clark 3-1-4, Ezechukwu 3-1-4, Bentley 3-0-3, Cook 2-0-2, Wilson 2-0-2, Hunte 1-1-2, Dellinger 1-0-1, Thieneman 1-0-1, Dotson 1-0-1...

ATT-41,206 - WEATHER - 63 degrees, cloudy

GAME 5

Oct. 8, 2016
Penn State 38, Maryland 14

STATE COLLEGE, Pa. -- Freshman Lorenzo Harrison racked up 76 yards on just six carries, but Penn State beat Maryland 38-14 on Saturday.

Penn State quarterback Trace McSorley accounted for 233 total yards, throwing for 152 and rushing for 81 as the Nittany Lions (4-2, 2-1 Big Ten) had a season-high 524 total yards and snapped Maryland's five game win streak.

Penn State limited Maryland (4-1, 1-1) to 270 total yards, including 170 on the ground. The Terps came in averaging 300 rushing yards per game in victories over Howard, Florida International, Central Florida and Purdue.

Maryland was forced to play without veteran quarterback Perry Hills during the second half; Hills was injured on a second-quarter keeper deep in Penn State territory.

Penn State penalties and a Saquon Barkley fumble enabled the Terps to stay within striking distance until McSorley hooked up with DeAndre Thompkins on a 70-yard scoring pass late in the third quarter to make it 31-14. Freshman Miles Sanders added a 25-yard scoring run late in the game.

	1ST	2ND	3RD	4TH	-	FINAL
MARYLAND (4-1, 1-1)	7	7	0	0	-	14
PENN STATE (4-2, 2-1)	7	17	7	7	-	38

First Quarter
PSU - Gesick 5yd rec fr McSorley (Davis kick), 12:33
MD - Johnson 66yd rec fr Hills (Greene kick), 7:13
Second Quarter
PSU - Davis 30yd FG, 12:20
PSU - McSorley 9yd run (Davis kick), 6:06
MD - Pigrome 7yd run (Greene kick), 0:52
PSU - Barkley 45yd run (Davis kick), 0:15
Third Quarter
PSU - Thompkins 70yd rec fr McSorley (Davis kick), 0:00
Fourth Quarter
PSU - Sanders 25yd run (Davis kick), 5:15

TEAM STATISTICS	MD	PSU
First Downs	11	28
Rushes-Yards	38-170	62-372
Comp-Att-Int	10-16-1	10-19-0
Passing Yards	100	152
Total Offense Plays-Yards	54-270	81-524
Fumble Returns-Yards	0-0	0-0
Punt Returns-Yards	4-25	1-8
Interception Returns-Yards	0-0	1-0
Punts-Average	7-39.9	6-29.5
Fumbles-Lost	1-1	2-1
Penalties-Yards	5-49	6-45
Third-Down Conversions	4-13	5-13
Fourth-Down Conversions	0-2	1-1
Red-Zone Scores-Chances	1-2	3-4
Sacks By-Yards Lost	3-30	4-27
Time of Possession	24:55	35:00

INDIVIDUAL STATISTICS
RUSHING - Maryland: Harrison 6-76-0, Pigrome 10-39-1, Morgan 2-24-0, Hills 9-16-0, Johnson 5-11-0, Edmunds 3-8-0, Goins 1-2-0, Funk 1-(-5)-0; PSU: Barkley 31-202-1, McSorley 18-81-1, Stevens 4-36-0, Allen 7-31-0, Sanders 1-25-1.

PASSING - Maryland: Hills 5-7-1-72-1, Pigrome 5-9-0-28-0; PSU: McSorley 10-19-0-152-2.

RECEIVING - Maryland: Moore 4-15-0, Johnson 2-69-1, L. Jacobs 2-13-0, Morgan 2-3-0; PSU: Thompkins 4-91-1, Gesick 4-26-1, Hamilton 2-35-0.

TACKLES - Maryland: Cockerille 7-6-13, Woods 5-4-9, Braglio 5-3-8, Keihn 2-6-8, Carter 4-3-7, Savage 5-1-6, Opara 3-3-6, Aniebonam 2-3-5, Likely 2-2-4, Ukandu 1-3-4, Hill 2-1-3, Jackson 1-1-2, Kulka 1-1-2, Funk 1-0-1, Brooks 0-1-1, Ellis 0-1-1, Burkett 0-1-1; PSU: Smith 2-12-14, Allen 3-4-7, Golden 3-3-6, Reid 3-2-5, Farmer 1-4-5, Bowen 1-4-5, Schwan 2-2-4, Windsor 2-1-3, Scott 1-2-3, Monroe 1-2-3, Miller 2-0-2, Cothren 1-1-2, Haley 1-1-2, Apke 1-1-2, Smith 0-2-2, Bucholz 0-2-2, Charles 1-0-1, Givens 1-0-1, Sickels 1-0-1, Walker 1-0-1, Chavis 1-0-1, Johnson 0-1-1, Brown 0-1-1, Taylor 0-1-1, Miller 0-1-1, McPhearson 0-1-1, Cothran 0-1-1, White 0-1-1.

ATT-100,778 - WEATHER - 64 degrees, rain/mostly cloudy

GAME 6

Oct. 15, 2016
Minnesota 31, Maryland 10

COLLEGE PARK, Md. -- Maryland tried to rally late with a field goal and touchdown in the fourth quarter, but Minnesota got a late interception return for a touchdown to pull away for a 31-10 win at Capital One Field at Maryland Stadium on Saturday afternoon.

The Terps broke through with a 10-play, 57-yard scoring drive early in the fourth quarter that was capped off by a 32-yard field goal from Adam Greene. Freshman Tyrrell Pigrome rushed for 26 yards on the drive.

Minnesota answered back with a touchdown to take a 24-3 lead just a minute and a half later on a 70-yard touchdown run by Rodney Smith.

The Terps got into the end zone with 5:42 left in the fourth when Pigrome connected with D.J. Moore on an 11-yard scoring strike. The 10-play, 87-yard drive was highlighted by a 20-yard run by Ty Johnson and a 31-yard completion to Teldrick Morgan.

Maryland's defense forced the Gophers to punt, giving the Terps a chance to make it a one-score game late in the fourth. But Minnesota's Antoine Winfield Jr. sealed the game for the Gophers when he took a deflected pass back 82 yards with 1:08 to go, making it a 31-10 game.

Senior Lavern Jacobs totaled a career-high 10 receptions for 82 yards. It marked the most catches for a Terp since Stefon Diggs had 10 receptions against Stanford on Dec. 30, 2014.

Senior defensive tackle Azubuike Ukandu recorded a career-high nine tackles in his first start of 2016.

	1ST	2ND	3RD	4TH	-	FINAL
MINNESOTA (4-2, 1-2)	0	14	3	14	-	31
MARYLAND (4-2, 1-2)	0	0	0	10	-	10

First Quarter
None.
Second Quarter
MINN - Smith 8yd run (Carpenter kick), 13:27
MINN - Brooks 17yd rec fr Rhoda (Carpenter kick), 0:14
Third Quarter
MINN - Carpenter 32yd FG, 8:21
Fourth Quarter
MD - Greene 32yd FG, 11:15
MINN - Smith 70yd run (Carpenter kick), 9:30
MD - D.J. Moore 11yd rec fr Pigrome (Greene kick), 5:42
MINN - Winfield 82yd INT return (Carpenter kick), 1:08

TEAM STATISTICS	MINN	MD
First Downs	16	16
Rushes-Yards	48-228	36-130
Comp-Att-Int	7-15-0	18-37-2
Passing Yards	82	161
Total Offense Plays-Yards	63-311	73-291
Fumble Returns-Yards	0-0	0-0
Punt Returns-Yards	4-30	4-13
Interception Returns-Yards	2-82-1	0-0
Punts-Average	7-41.4	7-45.3
Fumbles-Lost	1-0	2-2
Penalties-Yards	7-50	9-75
Third-Down Conversions	4-14	7-18
Fourth-Down Conversions	0-0	1-2
Red-Zone Scores-Chances	3-4	2-2
Sacks By-Yards Lost	3-18	1-0
Time of Possession	34:12	25:48

INDIVIDUAL STATISTICS
RUSHING - Maryland: Pigrome 25-71-0, Harrison 4-35-0, Johnson 5-23-0, Goins 1-2-0; Minnesota: Smith 18-144-2, Brooks 22-86-0, McCrary 2-7-0, Rhoda 5-(-8)-0.

PASSING - Maryland: Pigrome 18-37-2-161-1; Minnesota: Rhoda 7-15-0-82-1.

RECEIVING - Maryland: L. Jacobs 10-82-0, Morgan 4-51-0, Moore 2-19-1, Culmer 1-8-0 Harrison 1-1-0; Minnesota: Woliarsky 3-21-0, Still 1-26-0, Brooks 1-17-1, Smith 1-10-0, Lingen 1-8-0

TACKLES - Maryland: Ukandu 5-7-12, Carter 6-5-11, Savage 6-0-6, Knight 5-0-5, Braglio 3-2-5, Burkett 4-0-4, Woods 4-0-4, Cockerille 2-2-4, Opara 1-3-4, Aniebonam 1-3-4, Brooks 1-2-3, Funk 2-0-2, Hill 1-1-2, Brooks 1-0-1, Oliveira 1-0-1, Walker 1-0-1, Jackson 1-0-1, Ellis 0-1-1, Tanyi 0-1-1; Minnesota: Celestin 6-1-7, Travis 6-0-6, Winfield 4-1-5, Coughlin 4-0-4, Myrick 3-0-3, Lynn 3-0-3, Steller 2-1-3, Barber 2-0-2, Cashman 2-0-2, Ekpe 2-0-2, DeLatitoudere 1-1-2...

ATT-41,465; WEATHER - 61 degrees, mostly sunny

GAME 7

Oct. 22, 2016

Maryland 28, Michigan State 17

COLLEGE PARK (AP) — Perry Hills threw a pair of touchdown passes in his return to the lineup and Maryland kept Michigan State winless in the Big Ten with 28-17 victory Saturday night.

Maryland (5-2, 2-2 Big Ten) also extended the Spartans' losing streak to five games, the longest skid under 10-year coach Mark Dantonio.

Ty Johnson led Maryland's dominant running attack with 115 yards on nine carries, while Lorenzo Harrison finished with 105 yards on 17 carries. The Terrapins amassed 447 total yards and bounced back from a pair of losses.

"That was a fun night for our guys," Maryland first-year coach DJ Durkin said. "The message for our guys all week long, in particular later in the week, yesterday and today, was to have fun, enjoy this. We knew it was going to be a great atmosphere and it was."

Michigan State redshirt freshman Brian Lewerke got his second consecutive start and went 11 for 24 with 156 yards with an interception. He also ran for 79 yards on 10 carries. LJ Scott had a big day on the ground for the Spartans finishing with 128 yards and a touchdown.

The Spartans (2-5, 0-4) took their first lead, 17-14 on a 34-yard field goal by Michael Geiger with 1:35 left in the third quarter. Johnson continued to find a holes and a 44-yard run put Maryland into Michigan State territory. Two plays later, the Terrapins retook the lead on a 2-yard run by Kenneth Goins Jr.

Hills put the game away with a 9-yard touchdown pass to Levern Jacobs with 3:23 left in the game. Hills, who suffered a shoulder injury Oct. 8 against Penn State and missed the previous game against Minnesota, was 21 of 27 for 200 yards Saturday.

Michigan State linebacker Riley Bullough was ejected with 4:39 left in the first quarter for targeting. That penalty helped Maryland extend a season-long 96-yard scoring drive, capped by Harrison's 8-yard run.

The Spartans went up-tempo and pulled to within 8-7 on a 48-yard touchdown run by Scott with 9:42 left in the second quarter. Hills reponded on the ensuing drive with a 36-yard pass to D.J. Moore but Adam Greene missed the PAT.

	1ST	2ND	3RD	4TH	-	FINAL
MICH. STATE (2-5, 0-4)	0	14	3	0	-	17
MARYLAND (5-2, 2-2)	8	6	0	14	-	28

First Quarter

MD - Harrison 8yd run (Goins rush), 2:51

Second Quarter

MSU - Scott 48yd run (Geiger kick), 9:41
 MD - D.J. Moore 36yd rec fr Hills (Greene kick failed), 5:41
 MSU - Holmes 1yd run (Geiger kick), 0:38

Third Quarter

MSU - Geiger 34yd FG, 1:34

Fourth Quarter

MD - Goins 2yd run (Greene kick), 13:49
 MD - L. Jacobs 9yd rec fr Hills (Greene kick), 3:23

TEAM STATISTICS

	MSU	MD
First Downs	22	22
Rushes-Yards	44-270	42-247
Comp-Att-Int	11-24-1	21-28-0
Passing Yards	156	200
Total Offense Plays-Yards	68-426	70-447
Fumble Returns-Yards	0-0	0-0
Punt Returns-Yards	1-3	1-3
Interception Returns-Yards	0-0	1-0
Punts-Average	4-32.8	4-35.8
Fumbles-Lost	1-1	1-1
Penalties-Yards	7-84	3-25
Third-Down Conversions	4-11	5-12
Fourth-Down Conversions	0-1	1-3
Red-Zone Scores-Chances	2-3	3-3
Sacks By-Yards Lost	1-9	1-5
Time of Possession	30:49	26:52

INDIVIDUAL STATISTICS

RUSHING - Maryland: Johnson 9-115-0, Harrison 17-105-1, Goins 4-23-1, Hills 7-20-0, Moore 1-7-0; MSU: Scott 20-128-1, Lewerke 10-79-0, Holmes 13-59-1, Geiger 1-4-0.

PASSING - Maryland: Hills 21-27-0-200-2, Moore 0-1-0; MSU: Lewerke 11-24-1-156-0.

RECEIVING - Maryland: L. Jacobs 9-67-1, Moore 4-61-1, Morgan 4-41-0, Harrison 2-10-0, Johnson 1-16-0, Hayward 1-5-0; MSU: Shelton 7-89-0, Lyles 3-57-0, Madanis 1-10-0.

TACKLES - Maryland: Cockerille 3-12-15, Ukandu 2-5-7, Knight 2-4-6, Opara 1-5-6, Carter 1-5-6, Woods 2-3-5, Braglio 1-4-5, Brooks 0-5-5, Walker 1-3-4, Aniebonam 1-3-4, Keihn 2-1-3, Hill 1-1-2, Jackson 1-1-2, Burkett 1-1-2, Kulka 0-2-2, Ross 0-1-1, Jones 0-1-1. MSU - Willis 6-5-11, Frey 7-3-10, Bachie 2-5-7, McDowell 3-2-5, Dowell 1-4-5, Layne 2-2-4, Copeland 3-0-3, London 2-1-3, Nicholson 2-1-3, Hicks 1-2-3, Williams 0-3-3, Bullough 2-0-2, Cooper 2-0-2, Cox 1-1-2, Jones 0-2-2, Clemons 0-2-2...

ATT- 41,235 - WEATHER - 56 degrees, mostly cloudy

GAME 8

Oct. 29, 2016

Indiana 42, Maryland 36

BLOOMINGTON, Ind. -- Sophomore Ty Johnson carried the ball 13 times for 142 yards and a touchdown, but Maryland fell 42-36 at Indiana Saturday.

The Hoosiers (4-4, 2/3 Big Ten) snapped a three-game losing streak and took a big step toward becoming bowl-eligible, something they haven't done in consecutive seasons since 1990 and 1991.

Maryland (5-3, 2-3) sure didn't make it easy in its attempt to earn a bowl-clinching victory. The Terrapins led 21-16 at halftime and 24-23 after a 32-yard field goal with 1:11 left in the third quarter.

But Indiana closed out the quarter with a 15-yard TD run from Mitchell Paigethen extended the lead to 35-24 on Natee's 2-yard plunge with 8:30 left to play.

The Terrapins closed to 35-30 when Perry Hills hurdled a defender for a 5-yard TD run, his second rushing score of the game, but the 2-point conversion pass failed and Maryland couldn't get any closer. Hills would finish the game with four touchdowns: two passing and two rushing.

Sophomore D.J. Moore finished with four catches and a game-high 81 reception yards in the process of extending his consecutive games with a catch streak to 16.

Moore's classmate Ty Johnson reached the 100-yard rushing plateau for the second consecutive game, finishing with 142 yards on a career-high 13 carries.

	1ST	2ND	3RD	4TH	-	FINAL
MARYLAND (5-3, 2-3)	7	14	3	12	-	36
INDIANA (4-4, 2-3)	13	3	13	13	-	42

First Quarter

IND - Diamont 11yd run (team rush fumbled), 6:18
 IND - Redding 1yd run (Oakes kick), 1:44
 UMD - Johnson 66yd run (Greene kick), 0:10

Second Quarter

IND - Oakes 20yd FG, 11:51
 UMD - Hills 1yd run (Greene kick), 8:22
 UMD - Moore 23yd rec fr Hills (Greene kick), 0:30

Third Quarter

IND - Lagow 5yd run (Oakes kick), 6:38
 UMD - Greene 32yd FG, 1:11
 IND - Paige 15yd run (Paige rush failed), 0:00

Fourth Quarter

IND - Natee 2yd run (Redding rush failed), 8:30
 UMD - Hills 5yd run (Dunn rush failed), 3:51
 IND - Diamont 52yd run (Oakes kick), 0:49
 UMD - Morgan 5yd rec fr Hills, 0:00

TEAM STATISTICS

	MD	IND
First Downs	29	34
Rushes-Yards	50-269	57-414
Comp-Att-Int	22-34-1	17-26-0
Passing Yards	248	236
Total Offense Plays-Yards	84-517	83-650
Fumble Returns-Yards	0-0	0-0
Punt Returns-Yards	1-7	3-8
Interception Returns-Yards	0-0	1(-)-5
Punts-Average	4-38.8	2-42.5
Fumbles-Lost	2-1	0-0
Penalties-Yards	6-60	6-65
Third-Down Conversions	7-16	9-14
Fourth-Down Conversions	3-3	0-1
Red-Zone Scores-Chances	4-4	6-8
Sacks By-Yards Lost	1-6	4-34
Time of Possession	32:15	27:45

INDIVIDUAL STATISTICS

RUSHING - Maryland: Johnson 13-142-1, Harrison 14-73-0, Goins 4-24-0, Pigrome 1-17-0, Brown 3-14-0, Moore 2-3-0, Morgan 1-0-0, Hills 12(-)-4(-)2; Indiana: Redding 17-130-1, Natee 18-111-1, Diamont 11-104-2, Majette 5-42-0, Paige 1-15-1, Williams 3-13-0, Lagow 2(-)-1(-)1.

PASSING - Maryland: Hills 22-33-1-248-2; Indiana: Lagow 16-25-0-207-0, Diamont 1-1-0-29-0.

RECEIVING - Maryland: Moore 6-81-1, Morgan 4-46-1, Harrison 4-39-0, L. Jacobs 4-37-0, Lane 2-25-0, Culmer 1-14-0, Johnson 1-6-0; Indiana: Westbrook 6-65-0, Jones 4-77-0, Timian 2-31-0, Paige 2-21-0, Hale 1-16-0, Redding 1-15-0, Majette 1-11-0.

TACKLES - Maryland: Carter 3-9-12, Cockerille 5-4-9, Burkett 5-4-9, Woods 7-1-8, Hills 7-0-7, Knight 4-2-6, Walker 4-1-5, Aniebonam 4-1-5, Jackson 3-1-4, Braglio 1-3-4, Ross 3-0-3, Funk 3-0-3, Tanyi 3-0-3, Opara 2-1-3, R. Davis 2-1-3, J. Brooks 2-0-2, Ellis 1-0-1, Ukandu 1-0-1, Keihn 1-0-1, I. Davis 1-0-1, Morgan 1-0-1, Lane 1-0-1, A. Brooks 1-0-1; Indiana: Scales 11-2-13, Crawford 8-1-9, Oliver 7-1-8, Ball 6-2-8, Fields 5-0-5, Riggins 5-0-5, Fant 5-0-5, Dutra 4-0-4, Robinson 3-1-4, Barwick 2-1-3, Hoff 1-2-3, Gooch 2-0-2, Meminger 1-0-1, Green 1-0-1, Willis 1-0-1, Green 1-0-1, Dougherty 0-1-1, Green 0-1-1.

ATT- 38,291 - WEATHER - 79 degrees, sunny

GAME 9

Nov. 5, 2016

#2 Michigan 59, Maryland 3

ANN ARBOR, Mich. -- Second-ranked Michigan defeated the Maryland football team, 59-3, at Michigan Stadium Saturday afternoon.

The Wolverines (9-0, 6-0 Big Ten, No. 3 CFP) scored touchdowns on all five of their drives in the first half.

The Terrapins (5-4, 2-4) hit the right upright on a field goal, came up 1 yard short of a TD at the end of the first half and failed to convert a trio of fourth downs.

Wilton Speight completed 19 of 24 passes and had a 10-yard TD run for Michigan.

Maryland quarterback Perry Hills was knocked out of the game by Chase Winovich, who hit Hills and drove his left shoulder into the turf in the second quarter. Caleb Rowe replaced him and was 12 of 23 for 203 yards, helping Maryland throw for 289 total yards -- the most Michigan has given up this season.

Maryland's 367 yards of total offense is the second most put up against Michigan this season.

	1ST	2ND	3RD	4TH	-	FINAL
MARYLAND (5-4, 2-4)	0	0	0	3	-	3
#2 MICHIGAN (9-0, 6-0)	14	21	10	14	-	59

First Quarter

MICH - Darboh 34yd rec fr Speight (Allen kick), 9:50
 MICH - Speight 10yd run (Allen kick), 2:56

Second Quarter

MICH - Smith 3yd run (Allen kick), 9:15
 MICH - Hill 1yd run (Allen kick), 3:52
 MICH - Chesson 33yd rec fr Speight (Allen kick), 0:42

Third Quarter

MICH - Allen 29yd FG, 10:00
 MICH - Smith 1yd run (Allen kick), 0:00

Fourth Quarter

MD - Greene 37yd FG, 10:34
 MICH - Smith 2yd run (Allen kick), 9:07
 MICH - Crawford 9yd rec fr O'Korn (Allen kick), 3:26

TEAM STATISTICS

	MD	MICH
First Downs	19	31
Rushes-Yards	38-78	39-273
Comp-Att-Int	17-28-2	21-27-0
Passing Yards	289	387
Total Offense Plays-Yards	66-367	66-660
Fumble Returns-Yards	0-0	0-0
Punt Returns-Yards	0-0	0-0
Interception Returns-Yards	0-0	2-9
Punts-Average	2-41.0	0-0
Fumbles-Lost	0-0	0-0
Penalties-Yards	6-46	6-62
Third-Down Conversions	6-13	3-5
Fourth-Down Conversions	0-3	0-1
Red-Zone Scores-Chances	1-2	7-8
Sacks By-Yards Lost	1-1	3-15
Time of Possession	27:48	32:12

INDIVIDUAL STATISTICS

RUSHING - Maryland: Harrison 9-58-0, Funk 5-20-0, D. Moore 1-14-0, Johnson 9-11-0, Goins 1-(-)3-0, Brown 5(-)-4(-)0, Rowe 5(-)-8(-)0, Hills 3(-)-10(-)0; Michigan: Smith 19-114-3, Isaacs 2-56-0, Evans 4-32-0, Peppers 2-19-0, Speight 3-16-1, Higdon 5-15-0, McDoom 1-12-0, Henderson 1-8-0, Hills 2-1-1.

PASSING - Maryland: Rowe 12-23-2-203-0, Hills 4-4-0-73-0, Pigrome 1-1-0-13-0; Michigan: Speight 19-24-0-362-2, O'Korn 2-3-0-25-1.

RECEIVING - Maryland: L. Jacobs 4-53-0, Morgan 3-26-0, D. Moore 2-66-0, Brown 2-53-0, Johnson 2-42-0, Edwards 1-23-0, Funk 1-13-0, Lane 1-10-0, Turner 1-0-0; Michigan: Chesson 5-112-1, Butt 5-76-0, Darboh 4-77-1, Crawford 2-25-1, Hill 2-18-0, Hill 2-18-0, Evans 1-56-0, Smith 1-17-0, McDoom 1-6-0.

TACKLES - Maryland: Hill 7-2-9, Carter 3-4-7, Cockerille 6-0-6, Knight 4-2-6, Jackson 4-1-5, Burkett 3-0-3, R. Davis 2-1-3, J. Brooks 1-2-3, Woods 1-2-3, Braglio 1-2-3, Aniebonam 2-0-2, Opara 2-0-2, Elij. Daniels 0-2-2, Ellis 1-0-1, Harrison 1-0-1 Funk 1-0-1, I. Davis 1-0-1, L. Jacobs 1-0-1, Savage 1-0-1, Ukandu 0-1-1, Kulka 0-1-1; Michigan: Gedeon 5-6-11, Hill 5-1-6, McCray 5-0-5, Thomas 4-1-5, Winovich 2-3-5, Peppers 2-3-5, Kinnel 3-0-3, Hurst 3-0-3, Bush 3-0-3, Miller 1-2-3, Marshall 2-0-2, Glasgow 1-1-2, Wormley 1-1-2, Lewis 0-2-2, Stribling 1-0-1, Godin 1-0-1, Furbush 1-0-1, Hill 1-0-1, Gary 1-0-1, Perry 1-0-1, Charlton 0-1-1, Glasgow 0-1-1, Watson 0-1-1, Mone 0-1-1, Jones 0-1-1, Pearson 0-1-1.

ATT- 110,626 - WEATHER - 65 degrees, partly cloudy

GAME10

Nov. 12, 2016

#6 Ohio State 62, Maryland 3

COLLEGE PARK — The Maryland football team fell, 62-3, to No. 6 Ohio State at Capital One Field at Maryland Stadium on Saturday afternoon.

Ohio State has won three straight games to improve to 9-1 overall and 6-1 in the Big Ten, while Maryland falls to 5-5 overall and 2-5 in league play.

The Buckeyes scored touchdowns on their first two possessions to take an early 14-0 lead.

Senior quarterback Caleb Rowe relieved an injured Perry Hills midway through the first quarter and completed four passes, including a 37-yard strike to Levern Jacobs, during a 13-play, 76-yard drive that ended with an Adam Greene field goal.

Ohio State responded on the ensuing drive, scoring on just four plays. Junior quarterback J.T. Barrett connected with Curtis Samuel for a 36-yard touchdown and the Buckeyes cruised from that point.

True freshman quarterback Tyrrell Pigrome played the entire second half under center for the Terps.

	1ST	2ND	3RD	4TH	-	FINAL
OHIO STATE (9-1, 6-1)	21	24	10	7	-	62
MARYLAND (5-5, 2-5)	3	0	0	0	-	3

First Quarter

OSU - Samuel 2yd rush (Durbin kick), 11:28
 OSU - Barrett 4yd rush (Durbin kick), 9:29
 UMD - Greene 23yd FG, 2:03
 OSU - Samuel 36yd rec fr Barrett (Durbin kick), 0:21

Second Quarter

OSU - Barrett 1yd rush (Durbin kick), 11:08
 OSU - Samuel 5yd rush (Durbin kick), 4:08
 OSU - Wilson 8yd rec fr Barrett (Durbin kick), 2:10
 OSU - Durbin 45yd FG, 0:49

Third Quarter

OSU - Durbin 34yd FG, 12:22
 OSU - McCall 3yd rush (Durbin kick), 5:43

Fourth Quarter

OSU - Victor 25yd rec fr Burrow (Durbin kick), 9:30

TEAM STATISTICS

	OSU	MD
First Downs	32	10
Rushes-Yards	43-253	40-43
Comp-Att-Int	24-36-0	15-27-1
Passing Yards	328	133
Total Offense Plays-Yards	79-581	67-176
Fumble Returns-Yards	1-2	0-0
Punt Returns-Yards	1-11	1-0
Interception Returns-Yards	1-0	0-0
Punts-Average	3-43.7	8-39.2
Fumbles-Lost	1-0	1-1
Penalties-Yards	6-55	7-74
Third-Down Conversions	7-13	1-15
Fourth-Down Conversions	0-1	2-5
Red-Zone Scores-Chances	7-7	1-1
Sacks By-Yards Lost	5-26	2-12
Time of Possession	31:45	28:15

INDIVIDUAL STATISTICS

RUSHING - Maryland: Johnson 8-21-0, Pigrome 10-14-0, Funk 4-13-0, Moore 1-2-0, Brown 9-1-0, Hills 2-0-0, Goins 2-(-3)-0, Rowe 4-(-5)-0; Ohio State: Weber 12-93-0, McCall 13-53-1, Barrett 11-47-2, Samuel 4-38-2, Campbell 1-22-0, Wilson 1-5-0, Burrow 1-(-5)-0.

PASSING - Maryland: Rowe 7-13-1-93-0, Pigrome 7-11-0-44-0, Hills 1-3-0-(-4)-0, Ohio State: Barrett 18-27-0-253-2, Burrow 6-9-0-75-1.

RECEIVING - Maryland: Morgan 7-56-0, Funk 3-19-0, Johnson 2-3-0, L. Jacobs 1-37-0, Brown 1-15-0, Moore 1-3-0, Ohio State: Samuel 5-74-1, Hill 5-62-0, McCall 3-48-0, Wilson 3-47-1, Victor 2-36-1, Baugh 2-19-0, Brown 1-22-0, Campbell 1-13-0, Smith 1-5-0, Dixon 1-2-0.

TACKLES - Maryland: Savage 9-1-10, Carter 5-3-8, Cockerille 4-4-8, Jackson 2-3-5, Aniebonam 2-2-4, J. Brooks 2-2-4, Saine 2-2-4, Elij, Daniels 2-2-4, Ukandu 1-2-3, Elis, Daniels 2-0-2, Burkett 0-2-2, R. Davis 1-1-2, Keihn 1-1-2, Walker 0-2-2, Opara 0-2-2, I. Davis 1-0-1, Braglio 1-0-1, Goins 1-0-1, Hill 0-1-1, Kulka 0-1-1, Eguaba 0-1-1, Funk 0-1-1, Isaacs 0-1-1; Ohio State: McMillan 6-4-10, Baker 4-3-7, Webb 4-1-5, Harrison 3-1-4, Worley 2-2-4, Lewis 2-2-4, Arnette 2-2-4, Hill 2-1-3, Norwood 2-1-3, Lattimore 2-1-3, Cooper 1-1-2, Hooker 1-1-2, Jones 1-1-2, Fada 1-1-2, Smith 1-1-2, Holmes 1-1-2, Hubbard 0-2-2, Burger 0-2-2, Alabi 1-0-1, McLaurin 1-0-1, Conley 1-0-1, Bosa 1-0-1, Goins 1-0-1, Cornell 1-0-1, Jones 1-0-1, Hamilton 1-0-1, Mack 1-0-1.

ATT- 48,090 - WEATHER - 53 degrees, sunny